

Your ref.

Our ref. 5126871/19.10/OC029/SO/el

Date: 12 December 2014

By Post and e-mail (Donald.Ip@lcwjjv.com)

Telephone (852) 2972 1000  
Facsimile (852) 2890 6343

www.atkinsglobal.com

Leighton – Chun Wo Joint Venture  
39/F Sun Hung Kai Centre  
30 Harbour Road  
Hong Kong


Attn: Mr. Donald Ip

Dear Mr. Ip,

**Contract No. HY/2013/01**  
**Hong Kong – Zhuhai – Macao Bridge**  
**Hong Kong Boundary Crossing Facilities – Passenger Clearance Building**  
**Contract Specific Environmental Monitoring and Audit (EM&A) Manual**

In accordance with Clause 25.29 in part 25 of the Particular Specification of this contract, we are pleased to submit the certified Contract Specific Environmental Monitoring and Audit (EM&A) Manual dated 11 December 2014 for your onward submission to the Engineer and ENPO/IEC for approval.

**Yours faithfully**  
**for and on behalf of**  
**Atkins China Ltd**



**Sharifah OR**  
**Environmental Team Leader**

**Encl.**

1. Contract Specific Environmental Monitoring and Audit (EM&A) Manual dated 11 December 2014 (hard copy)

**cc.**

1. AECOM – Mr. Darrel Kingan (By Fax.: 3468 2076)
2. ENPO/IEC – Mr. Raymond Dai & Mr. Y.H. Hui (By Fax.: 3465 2899)

Ref.: HYDHZMBEEM00\_0\_2544L.14

12 December 2014

By Fax (3468 2076) and By Post

AECOM Asia Co. Ltd.  
The PRE's Offices  
5 Ying Hing Road,  
Tung Chung, Lantau  
Hong Kong

Attention: Mr. Darrel Paul Kingan

Dear Sir,

**Re: Agreement No. CE 48/2011 (EP)  
Environmental Project Office for the  
HZMB Hong Kong Link Road, HZMB Hong Kong Boundary Crossing Facilities,  
and Tuen Mun-Chek Lap Kok Link – Investigation**

**Contract No. HY/2013/01 – HZMB HKBCF – Passenger Clearance Building  
Contract Specific EM&A Manual**

Reference is made to the Environmental Team's submission of the Contract Specific EM&A Manual certified by the ET Leader (ET's ref.: "5126871/19.10/OC029/SO/el" dated 12 December 2014) and provided to us via e-mail on 12 December 2014.

We are pleased to inform you that we have no adverse comment on the captioned Contract Specific EM&A Manual. We write to verify the captioned submission in accordance with Condition 1.9 of the Environmental Permit No. EP-353/2009/G.

Thank you for your kind attention. Please do not hesitate to contact the undersigned should you have any queries.

Yours sincerely,



Raymond Dai  
Independent Environmental Checker

c.c.	HyD	Mr. Matthew Fung	(By Fax: 3188 6614)
	HyD	Ms. Lowell Chiu	(By Fax: 3188 6614)
	Atkins	Ms. Sharifah Or	(By Fax: 2890 6343)
	LCWJV	Mr. Gary Wong	(By Fax: 3973 1188)

Internal: DY, YH, JM, ENPO Site

Q:\Projects\HYDHZMBEEM00\02\_Proj\_Mgt\02\_Corr\HYDHZMBEEM00\_0\_2544L.14.doc



Leighton - Chun Wo  
Joint Venture

**Contract No. HY/2013/01**

**Hong Kong – Zhuhai – Macao  
Bridge**

**Hong Kong Boundary Crossing  
Facilities – Passenger Clearance  
Building**

**Contract Specific Environmental  
Monitoring and Audit (EM&A) Manual**

***Reviewed by:***

**Donald Ip**  
**Environmental Officer**

***Date***

**11 December 2014**

***Approved by:***

**Iain Hubert**  
**Project Director**

***Date***

**11 December 2014**

***Certified by:***

**Sharifah Or**  
**Environmental Team Leader**

***Date***

**11 December 2014**

## **Contents**

	Page
<b>1. Introduction .....</b>	<b>1</b>
1.1 Background.....	1
1.2 Purposes of this Manual .....	1
<b>2. Project Description .....</b>	<b>3</b>
2.1 Project Description.....	3
2.2 Implementation Programme .....	3
2.3 Concurrent Projects During Construction Phase .....	4
<b>3. Project Organisation.....</b>	<b>5</b>
3.1 Project Organisation .....	5
<b>4. Environmental Submission .....</b>	<b>7</b>
4.1 Introduction.....	7
4.2 Environmental Management Plan.....	7
4.3 Waste Management Plan .....	7
4.4 Construction Method Statement .....	7
<b>5. Air Quality .....</b>	<b>8</b>
5.1 Air Quality Parameters.....	8
5.2 Monitoring Equipment .....	8
5.3 Laboratory Measurement / Analysis .....	9
5.4 Monitoring Locations.....	10
5.5 Baseline Monitoring for Fugitive Dust .....	11
5.6 Impact Monitoring for Fugitive Dust .....	11
5.7 Action and Limit Levels.....	12
5.8 Event and Action Plan .....	12
5.9 Mitigation Measures.....	14
5.10 Reporting of Monitoring Data to ENPO .....	14
<b>6. Noise .....</b>	<b>16</b>
6.1 Noise Quality Parameters.....	16
6.2 Monitoring Equipment.....	16
6.3 Monitoring Locations.....	16
6.4 Baseline Monitoring for Construction Noise.....	17
6.5 Impact Monitoring for Construction Noise.....	17
6.6 Event and Action Plan for Construction Noise .....	18
6.7 Mitigation Measures.....	19
6.8 Reporting of Monitoring Data to ENPO .....	19



<b>7.</b>	<b>Sediment Quality (Not applicable)</b>	<b>21</b>
<b>8.</b>	<b>Waste Management</b>	<b>22</b>
8.1	General	22
8.2	Waste EM&A Requirements	22
<b>9.</b>	<b>Water Quality</b>	<b>25</b>
9.1	Water Quality Parameters	25
9.2	Monitoring Equipment (Not applicable)	26
9.3	Laboratory Measurement/Analysis (Not applicable)	26
9.4	Monitoring Locations (Not applicable)	26
9.5	Baseline Monitoring for Water Quality (Not applicable)	26
9.6	Efficiency of Silt Curtain and Cage Curtain (Not applicable)	26
9.7	Impact Monitoring for Water Quality (Not applicable)	26
9.8	Post-Monitoring for Water Quality (Not applicable)	26
9.9	Impact Operational Phase Monitoring (Not applicable)	26
9.10	Event and Action Plan (Not applicable)	26
9.11	Mitigation Measures	26
<b>10.</b>	<b>Ecology</b>	<b>27</b>
10.1	Introduction	27
10.2	Ecological Mitigation Measures and Implementations	27
10.3	Monitoring and Audit for Ecology (Not applicable)	28
10.4	Monitoring Location (Not applicable)	28
10.5	Baseline Monitoring for Ecology (Not applicable)	28
10.6	Impact Monitoring for Ecology (Not applicable)	28
10.7	Post-construction Monitoring for Ecology (Not applicable)	28
10.8	Event and Action Plan (Not applicable)	28
<b>11.</b>	<b>Fisheries (Not applicable)</b>	<b>29</b>
<b>12.</b>	<b>Cultural Heritage (Not applicable)</b>	<b>30</b>
<b>13.</b>	<b>Hazard to Life (Not applicable)</b>	<b>31</b>
<b>14.</b>	<b>Landscape &amp; Visual Impact</b>	<b>32</b>
14.1	Introduction	32
14.2	Monitoring Details	32
14.3	Baseline Monitoring	35
14.4	Action Plan for Landscape and Visual Works	36
<b>15.</b>	<b>Site Environmental Audit</b>	<b>37</b>
15.1	Site Inspection	37
15.2	Compliance with Legal and Contractual Requirements	37
15.3	Environmental Complaints	38

<b>16. Reporting .....</b>	<b>39</b>
16.1 General .....	39
16.2 Baseline Monitoring Report .....	39
16.3 Monthly EM&A Reports .....	40
16.4 Quarterly EM&A Summary Reports .....	43
16.5 Final EM&A Review Reports .....	43
16.6 Data Keeping .....	44
16.7 Interim Notifications of Environmental Quality Limit Exceedances .....	44

### **Figures**

Figure 1	Location of Air Monitoring Stations
Figure 2	Location of Noise Monitoring Stations

### **Appendices**

Appendix A	Site Area of the Contract
Appendix B	Construction Programme
Appendix C	Environmental Mitigation Implementation Schedule (EMIS)
Appendix D	Project Organization for Environmental Works
Appendix E	Sample Data Sheet for Monitoring
Appendix F	Sample Template for Interim Notifications

## **1. INTRODUCTION**

### **1.1 Background**

1.1.1 Not applicable.

#### **Hong Kong Link Road**

1.1.2 Not applicable.

1.1.3 Not applicable.

1.1.4 Not applicable.

#### **Hong Kong Boundary Crossing Facilities**

1.1.5 This Contract Specific Environmental Monitoring and Audit (EM&A) Manual is prepared for Contract HY/2013/01 Hong Kong-Zhuhai-Macao Bridge Hong Kong Boundary Crossing Facilities – Passenger Clearance Building (hereafter referred to as “the Contract”) for the Highways Department of Hong Kong Special Administrative Region (HKSAR). The Contract was awarded to Leighton – Chun Wo Joint Venture (hereafter referred to as “the Contractor”) and Atkins China Limited was appointed as the Independent Environmental Team (ET) by the Contractor.

1.1.6 The Contract is part of Hong Kong – Zhuhai – Macao Bridge Hong Kong Boundary Crossing Facilities (HKBCF) which is “Designated Projects”, under Schedule 2 of the Environmental Impact Assessment Ordinance (EIAO) (Cap 499). An Environmental Impact Assessment (EIA) Report together with an EM&A Manual (hereafter referred to as approved EM&A Manual) (Register No. AEIAR-145/2009) was prepared for the Project and approved by Environmental Protection Department (EPD). These documents are available through the EIAO Register.

1.1.7 This Contract Specific EM&A Manual is to outline the monitoring and audit programme to be undertaken during the course of the construction works and provide systematic procedures for monitoring, auditing and minimization of the environmental impacts associated with the construction. The Site Area of the Contract is shown in **Appendix A**.

### **1.2 Purposes of this Manual**

1.2.1 The purposes of this EM&A Manual are to:

- guide the set up of an EM&A programme to ensure compliance with the EIA recommendations;
- specify the requirements for monitoring equipment;
- propose environmental monitoring points, monitoring frequency etc.;
- propose Action/Limit Level; and
- propose Event/Action Plan.

1.2.2 This Manual outlines the monitoring and audit programme for the construction of the Contract and provide systematic procedures for monitoring, auditing and minimising environmental impacts.

1.2.3 Hong Kong environmental regulations and the Hong Kong Planning Standards and Guidelines (HKPSG) have served as environmental standards and guidelines in the preparation of this Manual. In addition, this Contract Specific EM&A Manual has been prepared in accordance with the requirements stipulated in Annex 21 of the Technical Memorandum on the EIA Process (TM-EIAO).

1.2.4 This Manual contains of the following information:

- Responsibilities of the Contractor, the Engineer or Engineer’s Representative (ER),

Environmental Team (ET), and the Independent Environmental Checker (IEC) under the context of the EM&A;

- Role of the Environmental Protection Office (ENPO);
- Project organization for the EM&A works;
- Programming of construction activities for the Contract;
- The basis for, and description of the broad approach underlying the EM&A programme;
- Details of the methodologies to be adopted, including all laboratories and analytical procedures, and details on quality assurance and quality control programme;
- The rationale on which the environmental monitoring data will be evaluated and interpreted;
- Definition of Action and Limit levels;
- Establishment of Event and Action plans;
- Requirements for reviewing pollution sources and working procedures required in the event of non-compliance with the environmental criteria and complaints; and
- Requirements for presentation of environmental monitoring and audit data and appropriate reporting procedures.

1.2.5 For the purpose of this manual, the ER shall refer to the Engineer as defined in the Construction Contract, in cases where the Engineer's powers have been delegated to the ER, in accordance with the Construction Contract. The ET Leader, who shall be responsible for and in charge of the ET, shall refer to the person delegated the role of executing the environmental monitoring and audit requirements.

## **2. PROJECT DESCRIPTION**

### **2.1 Project Description**

#### **Hong Kong Link Road**

2.1.1 Not applicable.

#### **Hong Kong Boundary Crossing Facilities**

2.1.2 The proposed works under this Contract comprise the following:

- (i) Construction of Passenger Clearance Building (PCB) including architectural and builders works, structural steel roof and reinforced concrete frames, basement, piled foundations, aluminium roof, curtain wall facades, building services and electrical and mechanical works;
- (ii) Installation of District Cooling System including seawater cooling intake pumping station, seawater intake and discharge water pipelines work; Installation of Chilled water cooling pipelines system, heat exchanger and chilled pumping system;
- (iii) Construction of transport and associated facilities connecting to the PCB entailing the Emergency Vehicular Access, an at-grade mainland side drop-off area, an Hong Kong side elevated drop-off deck and 8 nos. of footbridge links;
- (iv) Construction of a public toilet, 6 nos. of C&ED observation booths, a generator set building and a refuse storage & material recovery chamber;
- (v) Construction of a section of 70m common utilities enclosure and staff subway and civil provisions for associated electrical and mechanical works;
- (vi) Construction of drainage, sewerage, fresh water & flushing water supply and utilities & service works;
- (vii) Construction of civil provisions, including draw pits & ducting for Traffic Control and Surveillance System (TCSS) and Extra Low Voltage System (ELV);
- (viii) Construction of box culvert A;
- (ix) Construction of 2 nos. of vehicular bridge abutments at mainland side pickup area earthmound;
- (x) Construction of geotechnical works including top up the existing earth mound from +11.5mPD to the finished level as stated in the Contract, reinforced earth slope and fill slopes and special backdrop manhole at mainland side pick up area earthmound;
- (xi) Landscape hardworks and softworks; and
- (xii) Other works which are shown on the Drawings or specified in the Specification or which may be ordered in accordance with the Contract.

### **2.2 Implementation Programme**

2.2.1 Not applicable.

2.2.2 **Appendix B** illustrates the tentative construction programme for the Contract. All the key construction activities are shown with the tentative dates for commencement and completion.

2.2.3 Detailed EIA assessments have been conducted and presented in the EIA report. All necessary mitigation measures have been identified and recommended. The Environmental Mitigation Implementation Schedule (EMIS) is given in **Appendix C**. It specifies the extent, locations, time frame and responsibilities for the implementation of the environmental mitigation measures identified.



## **2.3 Concurrent Projects During Construction Phase**

- 2.3.1 The advance works of Tuen Mun Check Lap Kok Link (TMCLKL), i.e. reclamation works of the southern landfall of the TMCLKL sub-sea tunnel commenced in late 2011. The southern connection of the TMCLKL was scheduled to complete in 2016 to tally with the commissioning of the HZMB, and to complete the northern connection in 2018. The Construction of Hong Kong Link Road (HKLR) commenced in Year 2012 and is scheduled to complete in Year 2016.
- 2.3.2 The Main Bridge of the HZMB within the Guangdong water would also be concurrent with the construction of HKBCF and southern landfall of TMCLKL. The tentative commissioning date is also 2016.
- 2.3.3 Another concurrent project during the construction of HKBCF is the 72 ha reclamation for Lantau Logistics Park. This has been considered as a concurrent project in the EIA.

### **3. PROJECT ORGANISATION**

#### **3.1 Project Organisation**

3.1.1 The proposed project organization and lines of communication with respect to environmental protection works are shown in **Appendix D**.

3.1.2 The leader of the ET shall be an independent party from the Contractor and has relevant professional qualifications, or have sufficient relevant EM&A experience subject to approval of the Engineer's Representative (ER) and EPD.

3.1.3 The responsibilities of respective parties are:

##### **3.1.3.1 The Contractor**

- Employ an Environmental Team (ET) to undertake monitoring, laboratory analysis and reporting of environmental monitoring and audit;
- Provide assistance to ET, IEC and ENPO in carrying out monitoring and auditing;
- Provide site and works information upon the request of ET, IEC or ENPO within two working days of such request;
- Participate in site inspections undertaken by the ET, as required, and undertake any corrections as instructed by the Engineer;
- Submit proposals on mitigation measures in case of exceedances of Action and Limit levels in accordance with the Event and Action Plans;
- Implement measures to reduce impact where Action and Limit levels are exceeded; and
- Adhere to the procedures for environmental complaint investigation as set out in Section 15.3 of this EM&A Manual.
- Adhere to the agreed procedures for carrying out complaint investigation.

##### **3.1.3.2 Environmental Team (ET)**

- Set up all the required environmental monitoring stations;
- Monitor various environmental parameters as required in the EM&A Manual;
- Analyse the environmental monitoring and audit data and review the success of EM&A programme to confirm the adequacy of mitigation measures implemented and the validity of EIA predictions, and to identify any adverse environmental impacts arising;
- To conduct environmental investigation and submit the ET Leader certified investigation report to the Contractor, IEC, ENPO and ER upon receive of environmental enquiry and/or complaint;
- Carry out site inspection to investigate and audit the Contractors' site practice, equipment and work methodologies with respect to pollution control and environmental mitigation, and take proactive actions to pre-empt problems;
- Audit and prepare audit reports on the environmental monitoring data and site environmental conditions;
- Report on the environmental monitoring and audit results to the IEC, ENPO, Contractor, the ER and EPD or its delegated representative;
- Recommend suitable mitigation measures to the Contractor in the case of exceedance of Action and Limit levels in accordance with the Event and Action Plans;
- Undertake regular on-site audits/inspections and report to the Contractor, IEC, ENPO and the ER of any potential non-compliance; and

- Follow up and close out non-compliance actions.

**3.1.3.3 Engineer or Engineer's Representative**

- Supervise the Contractor's activities and ensure that the requirements in the EM&A Manual are fully complied with;
- Inform the Contractor when action is required to reduce impacts in accordance with the Event and Action Plans;
- Assists the IEC and ENPO to audit the results of the EM&A works carried out by the ET; and
- Comply with the agreed Event and Action Plan in the event of any exceedance.

**3.1.3.4 Independent Environmental Checker**

- Review the EM&A works performed by the ET (at not less than monthly intervals);
- Audit the monitoring activities and results (at not less than monthly intervals);
- Report the audit results to the ER and EPD in parallel;
- Review the EM&A reports (monthly and quarterly summary reports) submitted by the ET;
- Review the proposal on mitigation measures submitted by the Contractor in accordance with the Event and Action Plans;
- Check the mitigation measures that have been recommended in the EIA and this Manual, and ensure they are properly implemented in a timely manner, when necessary; and
- Report the findings of site inspections and other environmental performance reviews to ER and EPD.

**3.1.3.5 Environmental Protection Office (ENPO)**

Notwithstanding the above, given that the TMCLKL, HKBCF and HKLR will be constructed concurrently, an ENPO or equivalent to oversee the cumulative construction projects in North Lantau area will be established by the Project Proponent. The responsibility of the ENPO would be similar to that of the IEC but should also include:

- coordinate the monitoring and auditing works for all the on-going projects in the area in order to identify possible sources/causes of exceedances and recommend suitable remedial actions where appropriate;
- review cumulative impacts including possible sources/causes of exceedance and recommending suitable remedial actions;
- liaise with the mainland project teams for HZMB Main Section to identify and assess any cross-boundary cumulative impacts in order to establish suitable remedial actions where necessary; and
- coordinate the assessment and response to complaints/enquires from locals, green groups, district councils or the public at large.

The exact responsibilities and organization of the ENPO have been defined by the Project Proponent in accordance with the relevant Environmental Permits.

**3.1.4** Sufficient and suitably qualified professional and technical staff shall be employed by the respective parties to ensure full compliance with their duties and responsibilities, as required under the EM&A programme for the duration of the Project.

**3.1.5** The ET Leader shall have at least 7 years of experience in conducting EM&A for infrastructure projects. His qualification shall be vetted by the ER and the IEC.

## **4. ENVIRONMENTAL SUBMISSION**

### **4.1 Introduction**

- 4.1.1 The Contractor shall prepare the Environmental Management Plan (including a Waste Management Plan), Construction Method Statement and obtain approval from ER, IEC and relevant authorities to encompass the recommended environmental protection / mitigation measures with respect to their latest construction methodology and programme. All environmental submission shall be certified by the ET leader before seeking the IEC's verification.

### **4.2 Environmental Management Plan**

- 4.2.1 A systematic Environmental Management Plan (EMP) shall be set up by the Contractor to ensure effective implementation of the mitigation measures, monitoring and remedial requirements presented in the EIA, EM&A and EMIS. The ER and the IEC will audit the implementation status against the EMP and advise the necessary remedial actions required. These remedial actions shall be enforced by the ER through contractual means.
- 4.2.2 The EMP will define in details how the Contractor (together with its sub-contractors) implements the recommended mitigation measures in order to achieve the environmental performance defined in the Hong Kong environmental legislation and the EIA documentation.
- 4.2.3 The review of on-site environmental performance shall be undertaken by ER and IEC through a systematic checklist and audit once the construction commences. The environmental performance review programme comprises a regular assessment on the effectiveness of the EMP. Reference should be made to Environment, Transport and Works Bureau Technical Circular (Works) No. 19/2005 "Environmental Management on Construction Sites" or its latest versions, and any other relevant Technical Circulars.

### **4.3 Waste Management Plan**

- 4.3.1 As part of the EMP, the Contractor shall include a WMP for the construction of the assignment and submit to the ET, IEC and EPD for approval. Where waste generation is unavoidable, the opportunities for recycling or reusing should be maximised. If wastes cannot be recycled, recommendations for appropriate disposal routes should be provided in the WMP. A method statement for stockpiling and transportation of the excavated materials and other construction wastes should also be included in the WMP and approved before the commencement of construction. All mitigation measures arising from the approved WMP shall be fully implemented.
- 4.3.2 For the purpose of enhancing the management of Construction and Demolition (C&D) materials including rock, and minimising its generation at source, construction would be undertaken in accordance with the Environment, Transport and Works Bureau Technical Circular (Works) No. 33/2002 - Management of Construction and Demolition Material Including Rock, or its latest versions. The management measures stipulated in the Technical Circular should be incorporated into the WMP.

### **4.4 Construction Method Statement**

- 4.4.1 In case the Contractor would like to adopt alternative construction methods or implementation schedules, it is required to submit details of methodology and equipment to the ER for approval before the work commences. Any changes in construction method shall be reflected in a revised EMP or the Contractor will be required to demonstrate the manner in which the existing EMP should accommodate the proposed changes. The Contractor may need to apply for a Further Environmental Permit (FEP) from EPD before commencement of any construction activities.

## **5. AIR QUALITY**

### **5.1 Air Quality Parameters**

- 5.1.1 Monitoring and audit of the Total Suspended Particulates (TSP) levels shall be carried out by the ET to ensure that any deteriorating air quality could be readily detected and timely action taken to rectify the situation.
- 5.1.2 1-hour and 24-hour TSP levels should be measured to indicate the impacts of construction dust on air quality. The 24-hour TSP levels shall be measured by following the standard high volume sampling method as set out in the Title 40 of the Code of Federal Regulations, Chapter 1 (Part 50), Appendix B. Upon approval of the IEC, 1-hour TSP levels can be measured by direct reading methods which are capable of producing comparable results as that by the high volume sampling method, to indicate short event impacts.
- 5.1.3 All relevant data including temperature, pressure, weather conditions, elapsed-time meter reading for the start and stop of the sampler, identification and weight of the filter paper, and any other local atmospheric factors affecting or affected by site conditions, etc., shall be recorded down in detail. A sample data sheet is shown in **Appendix E**.

### **5.2 Monitoring Equipment**

- 5.2.1 High volume samplers (HVSs) complying with the following specifications shall be used for carrying out the 1-hour and 24-hour TSP monitoring:
- a) 0.6 - 1.7 m<sup>3</sup> per minute adjustable flow range;
  - b) equipped with a timing / control device with +/- 5 minutes accuracy for 24 hours operation;
  - c) installed with elapsed-time meter with +/- 2 minutes accuracy for 24 hours operation;
  - d) capable of providing a minimum exposed area of 406 cm<sup>2</sup>;
  - e) flow control accuracy: +/- 2.5% deviation over 24-hour sampling period;
  - f) equipped with a shelter to protect the filter and sampler;
  - g) incorporated with an electronic mass flow rate controller or other equivalent devices;
  - h) equipped with a flow recorder for continuous monitoring;
  - i) provided with a peaked roof inlet;
  - j) incorporated with a manometer;
  - k) able to hold and seal the filter paper to the sampler housing at horizontal position;
  - l) easily changeable filter; and
  - m) capable of operating continuously for a 24-hour period.
- 5.2.2 The ET is responsible for the provision, installation, operation, maintenance, dismantling of the monitoring equipment. They shall ensure that sufficient number of HVSs with an appropriate calibration kit is available for carrying out the baseline monitoring, regular impact monitoring and ad hoc monitoring. The HVSs shall be equipped with an electronic mass flow controller and be calibrated against a traceable standard at regular intervals. All the equipment, calibration kit, filter papers, etc., shall be clearly labeled.
- 5.2.3 Initial calibration of dust monitoring equipment shall be conducted upon installation and thereafter at bi-monthly intervals. The transfer standard shall be traceable to the internationally recognized primary standard and be calibrated annually. The ET shall



provide the relevant calibration data and laboratory calibration certificate which should be properly document for future reference by the IEC and other concerned parties. All the data should be converted into standard temperature and pressure condition.

- 5.2.4 The flow-rate of the sampler before and after the sampling exercise with the filter in position shall be verified to be constant and be recorded in the data sheet as mentioned in **Appendix E**.
- 5.2.5 If the ET leader proposes alternative dust monitoring equipment / methodology (e.g. use a direct reading dust meter to measure 1-hour TSP levels) after the approval of this EM&A manual, he shall seek approval from the IEC by submitting sufficient information to the IEC indicating that the instrument is capable of achieving a comparable result to the HVS.. The instrument should also be calibrated regularly as specified by equipment's manufacturer, in which calibration certificate shall be submitted to IEC for Approval. The 1-hour sampling shall also be determined periodically by the HVS to check the validity and accuracy of the results measured by direct reading method, and the checking result shall also submitted to the IEC for approval
- 5.2.6 Wind data monitoring equipment shall also be provided and set up set up for logging wind speed and wind direction near the dust monitoring locations. The equipment installation location shall be proposed by the ET and agreed with the IEC. For installation and operation of wind data monitoring equipment, the following points shall be observed:
- a) The wind sensors should be installed 10 m above ground so that they are clear of obstructions or turbulence caused by buildings.
  - b) The wind data should be captured by a data logger. The data shall be downloaded for analysis at least once a month.
  - c) The wind data monitoring equipment should be re-calibrated at least once every six months.
  - d) Wind direction should be divided into 16 sectors of 22.5 degrees each.
- 5.2.7 In exceptional situations, the ET may propose alternative methods to obtain representative wind data upon approval from the ER and agreement form the IEC.

### **5.3 Laboratory Measurement / Analysis**

- 5.3.1 A clean laboratory with constant temperature and humidity control, and equipped with necessary measuring and conditioning instruments to handle the dust samples collected, shall be available for sample analysis, and equipment calibration and maintenance. The laboratory should be HOKLAS board accredited.
- 5.3.2 If a site laboratory is set up or a non-HOKLAS accredited laboratory is hired for carrying out the laboratory analysis, the laboratory equipment shall be approved by the ER and the measurement procedures shall be witnessed by the IEC. Any measurement performed by the laboratory shall be demonstrated to the satisfaction of the ER and IEC. IEC shall regularly audit to the measurement performed by the laboratory to ensure the accuracy of measurement results. The ET Leader shall provide the ER with one copy of the Title 40 of the Code of Federal Regulations, Chapter 1 (Part 50), Appendix B for his reference.
- 5.3.3 Filter paper of size 8" x 10" shall be labelled before sampling. It shall be a clean filter paper with no pinholes, and shall be conditioned in a humidity-controlled chamber for over 24-hours and be pre-weighed before use for the sampling.
- 5.3.4 After sampling, the filter paper loaded with dust shall be kept in a clean and tightly sealed plastic bag. The filter paper shall then be returned to the laboratory for reconditioning in the humidity-controlled chamber followed by accurate weighing by an electronic balance with readout down to 0.1 mg. The balance shall be regularly calibrated against a traceable standard.

5.3.5 All the collected samples shall be kept in a good condition for 6 months before disposal.

## 5.4 Monitoring Locations

5.4.1 **Figure 1** shows the locations of the proposed dust monitoring station for the Contract. The status and locations of dust sensitive receivers may change after issuing this Manual. If such cases exist, the ET Leader shall propose updated monitoring locations and seek approval from ER and agreement from the IEC.

**Table 5.1 Construction Dust Monitoring Locations**

ID	Location Description
AMS 6 <sup>(1)</sup>	Dragonair/CNAC (Group) Building
AMS 7 <sup>(1)(2)</sup>	Hong Kong SkyCity Marriott Hotel

Remarks:

- (1) The ET of this Contract should conduct impact air quality monitoring at the AMS listed in the table as part of EM&A programme according to the latest notification from ENPO when the monitoring station(s) is/are no longer covered by another ET of the HZMB project. The ET of the Contract shall communicate and share the monitoring data to the ET(s) of other works contracts if the air quality monitoring station(s) is/are as part of EM&A programme.
- (2) Permission cannot be obtained from at Hong Kong SkyCity Marriott Hotel to install an air quality monitoring equipment at their premises. An alternative location has been considered and the ET has approached the representative of the alternative location for installation of monitoring equipment at their premises. Once the approval from the representative is obtained, the ET will seek approval from ER and agreement from IEC on the proposed alternative monitoring location.

5.4.2 When alternative monitoring locations are proposed, the proposed site should, as far as practicable:

- a) be at the site boundary or such locations close to the major dust emission source;
- b) be close to the sensitive receptors; and
- c) take into account the prevailing meteorological conditions.

5.4.3 The ET shall agree with the ER in consultation with the IEC on the position of the HVS for the installation of the monitoring equipment. When positioning the samplers, the following points shall be noted:

- a) a horizontal platform with appropriate support to secure the samplers against gusty wind should be provided;
- b) no two samplers should be placed less than 2 meters apart;
- c) the distance between the sampler and an obstacle, such as buildings, must be at least twice the height that the obstacle protrudes above the sampler;
- d) a minimum of 2 meters of separation from walls, parapets and penthouses is required for rooftop samplers;
- e) a minimum of 2 meters separation from any supporting structure, measured horizontally is required;
- f) no furnace or incinerator flue is nearby;
- g) airflow around the sampler is unrestricted;
- h) the sampler is more than 20 meters from the dripline;
- i) any wire fence and gate, to protect the sampler, should not cause any obstruction during monitoring;
- j) permission must be obtained to set up the samplers and to obtain access to the monitoring stations; and
- k) a secured supply of electricity is needed to operate the samplers.

- 5.4.4 The ENPO may, depending on site conditions and monitoring results, decide whether additional monitoring locations shall be included or any monitoring locations could be removed/ relocated during any stage of the construction phase.

## **5.5 Baseline Monitoring for Fugitive Dust**

- 5.5.1 Baseline monitoring shall be carried out at all of the designated monitoring locations (see Table 5.1) for at least 14 consecutive days prior to the commissioning of major construction works to obtain daily 24-hour TSP samples. The selected baseline monitoring stations should reflect baseline conditions at the impact stations. One-hour sampling should also be done at least 3 times per day while the highest dust impact is expected.
- 5.5.2 During the baseline monitoring, there should not be any major construction or dust generation activities in the vicinity of the monitoring stations. Before commencing baseline monitoring, the ET shall inform the IEC of the baseline monitoring programme such that, if required, the ER can conduct on-site audit to ensure accuracy of the baseline monitoring results.
- 5.5.3 In case the baseline monitoring cannot be carried out at the designated monitoring locations, the ET Leader shall carry out the monitoring at alternative locations that can effectively represent the baseline conditions at the impact monitoring locations. The alternative baseline monitoring locations shall be approved by the ER and agreed with the IEC.
- 5.5.4 In exceptional cases, when insufficient baseline monitoring data or questionable results are obtained, the ET shall liaise with the IEC and EPD to agree on an appropriate set of data to be used as a baseline reference and submit to ER for approval.
- 5.5.5 Ambient conditions may vary seasonally and shall be reviewed once every three months. When the ambient conditions have changed and a repeat of the baseline monitoring is required to be carried out for obtaining the updated baseline levels, the monitoring should be at times when the Contractor's activities are not generating dust, at least in the proximity of the monitoring stations. Should change in ambient conditions be determined, the baseline levels and, in turn, the air quality criteria, should be revised. The revised baseline levels and air quality criteria should be agreed with the IEC and EPD.
- 5.5.6 It is noted that baseline monitoring was undertaken for the Project between September and November 2011 under Agreement CE No. 35/2011 (EP) Baseline Environmental monitoring for Hong Kong – Zhuhai – Macao Bridge Hong Kong Projects – Investigation prior to the construction of the Project. The baseline monitoring results obtained under Agreement CE No. 35/2011(EP) will be adopted for this Contract.

## **5.6 Impact Monitoring for Fugitive Dust**

- 5.6.1 The ET shall carry out impact monitoring during the entire construction period. For regular impact monitoring, the sampling frequency of at least once in every 6 days, shall be strictly observed at all the monitoring stations for 24-hour TSP monitoring. For 1-hour TSP monitoring, the sampling frequency of at least 3 times in every 6 days should be undertaken when the highest dust impact occurs. Before commencing impact monitoring, the ET shall inform the IEC of the impact monitoring programme such that the IEC can conduct on-site audit to ensure accuracy of the monitoring results.
- 5.6.2 The specific time to start and stop the 24-hour TSP monitoring shall be clearly defined for each location and be strictly followed by the ET.
- 5.6.3 In case of non-compliance with the air quality criteria, more frequent monitoring, as specified in the Action Plan in the following section, shall be conducted within the specified timeframe after the result is obtained. This additional monitoring shall be continued until the excessive dust emission or the deterioration in air quality is rectified, and agreed with the ER and the IEC.

## 5.7 Action and Limit Levels

- 5.7.1 The baseline monitoring results form the basis for determining the air quality criteria for the impact monitoring. The ET shall compare the impact monitoring results with air quality criteria set up for 24-hour TSP and 1-hour TSP. **Table 5.2** shows the air quality criteria, namely Action and Limit levels to be used.

**Table 5.2 Action and Limit Levels for Air Quality**

Parameter	Action Level	Limit Level
24-hour TSP Level in $\mu\text{g}/\text{m}^3$	For baseline level $\leq 200 \mu\text{g}/\text{m}^3$ , Action level = (baseline level * 1.3 + Limit level)/2; For baseline level $> 200 \mu\text{g}/\text{m}^3$ , Action level = Limit Level  For Monitoring station AMS6 Action Level = $(66.4 * 1.3 + 260) / 2 = 173 \mu\text{g}/\text{m}^3$ For Monitoring station AMS7 Action Level = $(82.3 * 1.3 + 260) / 2 = 183 \mu\text{g}/\text{m}^3$	260 $\mu\text{g}/\text{m}^3$
1-hour TSP Level in $\mu\text{g}/\text{m}^3$	For baseline level $\leq 384 \mu\text{g}/\text{m}^3$ , Action level = (baseline level * 1.3 + Limit level)/2; For baseline level $> 384 \mu\text{g}/\text{m}^3$ , Action level = Limit Level  For Monitoring station AMS6 Action Level = $(169.2 * 1.3 + 500) / 2 = 360 \mu\text{g}/\text{m}^3$ For Monitoring station AMS7 Action Level = $(184.2 * 1.3 + 500) / 2 = 370 \mu\text{g}/\text{m}^3$	500 $\mu\text{g}/\text{m}^3$

## 5.8 Event and Action Plan

- 5.8.1 Should non-compliance of the air quality criteria occur, actions in accordance with the Action Plan in Table 5.3 shall be carried out.

**Table 5.3 Event/Action Plan for Air Quality**

EVENT	ACTION			
	ET	IEC	ER	CONTRACTOR
<b>ACTION LEVEL</b>				
1. Exceedance for one sample	1. Identify source, investigate the causes of exceedance and propose remedial measures; 2. Inform IEC and ER; 3. Repeat measurement to confirm finding; 4. Increase monitoring frequency to daily.	1. Check monitoring data submitted by ET; 2. Check Contractor's working method.	1. Notify Contractor.	1. Rectify any unacceptable practice; 2. Amend working methods if appropriate.

EVENT	ACTION			
	ET	IEC	ER	CONTRACTOR
<b>ACTION LEVEL</b>				
2. Exceedance for two or more consecutive samples	<ol style="list-style-type: none"> <li>1. Identify source;</li> <li>2. Inform IEC and ER;</li> <li>3. Advise the ER on the effectiveness of the proposed remedial measures;</li> <li>4. Repeat measurements to confirm findings;</li> <li>5. Increase monitoring frequency to daily;</li> <li>6. Discuss with IEC and Contractor on remedial actions required;</li> <li>7. If exceedance continues, arrange meeting with IEC and ER;</li> <li>8. If exceedance stops, cease additional monitoring.</li> </ol>	<ol style="list-style-type: none"> <li>1. Check monitoring data submitted by ET;</li> <li>2. Check Contractor's working method;</li> <li>3. Discuss with ET and Contractor on possible remedial measures;</li> <li>4. Advise the ER on the effectiveness of the proposed remedial measures;</li> <li>5. Supervise Implementation of remedial measures.</li> </ol>	<ol style="list-style-type: none"> <li>1. Confirm receipt of notification of failure in writing;</li> <li>2. Notify Contractor;</li> <li>3. Ensure remedial measures properly implemented.</li> </ol>	<ol style="list-style-type: none"> <li>1. Submit proposals for remedial to ER within 3 working days of notification;</li> <li>2. Implement the agreed proposals;</li> <li>3. Amend proposal if appropriate.</li> </ol>
<b>LIMIT LEVEL</b>				
1. Exceedance for one sample	<ol style="list-style-type: none"> <li>1. Identify source, investigate the causes of exceedance and propose remedial measures;</li> <li>2. Inform ER, Contractor and EPD;</li> <li>3. Repeat measurement to confirm finding;</li> <li>4. Increase monitoring frequency to daily;</li> <li>5. Assess effectiveness of Contractor's remedial actions and keep IEC, EPD and ER informed of the results.</li> </ol>	<ol style="list-style-type: none"> <li>1. Check monitoring data submitted by ET;</li> <li>2. Check Contractor's working method;</li> <li>3. Discuss with ET and Contractor on possible remedial measures;</li> <li>4. Advise the ER on the effectiveness of the proposed remedial measures;</li> <li>5. Supervise implementation of remedial measures.</li> </ol>	<ol style="list-style-type: none"> <li>1. Confirm receipt of notification of failure in writing;</li> <li>2. Notify Contractor;</li> <li>3. Ensure remedial measures properly implemented.</li> </ol>	<ol style="list-style-type: none"> <li>1. Take immediate action to avoid further exceedance;</li> <li>2. Submit proposals for remedial actions to IEC within 3 working days of notification;</li> <li>3. Implement the agreed proposals;</li> <li>4. Amend proposal if appropriate.</li> </ol>



EVENT	ACTION			
	ET	IEC	ER	CONTRACTOR
<b>LIMIT LEVEL</b>				
2. Exceedance for two or more consecutive samples	<ol style="list-style-type: none"> <li>1. Notify IEC, ER, Contractor and EPD;</li> <li>2. Identify source;</li> <li>3. Repeat measurement to confirm findings;</li> <li>4. Increase monitoring frequency to daily;</li> <li>5. Carry out analysis of Contractor's working procedures to determine possible mitigation to be implemented;</li> <li>6. Arrange meeting with IEC and ER to discuss the remedial actions to be taken;</li> <li>7. Assess effectiveness of Contractor's remedial actions and keep IEC, EPD and ER informed of the results;</li> <li>8. If exceedance stops, cease additional monitoring.</li> </ol>	<ol style="list-style-type: none"> <li>1. Discuss amongst ER, ET, and Contractor on the potential remedial actions;</li> <li>2. Review Contractor's remedial actions whenever necessary to assure their effectiveness and advise the ER accordingly;</li> <li>3. Supervise the implementation of remedial measures.</li> </ol>	<ol style="list-style-type: none"> <li>1. Confirm receipt of notification of failure in writing;</li> <li>2. Notify Contractor;</li> <li>3. In consultation with the IEC, agree with the Contractor on the remedial measures to be implemented;</li> <li>4. Ensure remedial measures properly implemented;</li> <li>5. If exceedance continues, consider what portion of the work is responsible and instruct the Contractor to stop that portion of work until the exceedance is abated.</li> </ol>	<ol style="list-style-type: none"> <li>1. Take immediate action to avoid further exceedance;</li> <li>2. Submit proposals for remedial actions to IEC within 3 working days of notification;</li> <li>3. Implement the agreed proposals;</li> <li>4. Resubmit proposals if problem still not under control;</li> <li>5. Stop the relevant portion of works as determined by the ER until the exceedance is abated</li> </ol>

## 5.9 Mitigation Measures

- 5.9.1 The approved EIA Report has recommended dust control measures including 8 times of watering per day. Good site practices such as road surface paving, dust enclosures, wheel wash facilities would be implemented to reduce the generation of dust.
- 5.9.2 All the proposed mitigation measures are summarized in the Environmental Mitigation Implementation Schedule (EMIS) in **Appendix C**.

## 5.10 Reporting of Monitoring Data to ENPO

- 5.10.1 The Assignment, which involves multiple construction contracts, would be constructed concurrently with other major infrastructures such as the HKLR and TM-CLKL. These interface projects will be overviewed by the ENPO. The ENPO will also oversee and coordinate the cumulative environmental issues arising from the concurrent projects.
- 5.10.2 To facilitate the ENPO to evaluate environmental impacts and investigate complaints, the ET Leaders shall provide the impact air quality monitoring results within one week after the

monitoring event. If the 1-Hr TSP is measured by direct reading, the results shall be submitted to ENPO in the next working day. The ET Leader shall follow ENPO's requirements on the data submission format and procedure" as per the current ET's practice and enable rapid response by all concerned parties.

## **6. NOISE**

### **6.1 Noise Quality Parameters**

- 6.1.1 Construction noise level shall be measured in terms of the A-weighted equivalent continuous sound pressure level ( $L_{eq}$ ).  $L_{eq, 30 \text{ mins}}$  shall be used as the monitoring parameter for the time period between 0700 and 1900 hours on normal weekdays. For all other time periods,  $L_{eq 5 \text{ min}}$  shall be employed for comparison with the Noise Control Ordinance (NCO) criteria.
- 6.1.2 As supplementary information for data auditing, statistical results such as  $L_{10}$  and  $L_{90}$  shall also be obtained for reference.

### **6.2 Monitoring Equipment**

- 6.2.1 As referred to in the Technical Memorandum (TM) issued under the NCO, sound level meters in compliance with the International Electrotechnical Commission Publications 651: 1979 (Type 1) and 804: 1985 (Type 1) specifications shall be used for carrying out the noise monitoring. Immediately prior to and following each noise measurement, the accuracy of the sound level meter shall be checked using an acoustic calibrator generating a known sound pressure level at a known frequency. Measurements may be accepted as valid only if the calibration level from before and after the noise measurement agrees to within 1.0 dB.
- 6.2.2 Noise measurements should be made in accordance with standard acoustical principles and practices in relation to weather conditions.
- 6.2.3 The ET is responsible for the provision, installation, operation, maintenance, dismantle of the monitoring equipment. He shall ensure that sufficient noise measuring equipment and associated instrumentation are available for carrying out the baseline monitoring, regular impact monitoring and ad hoc monitoring. All the equipment and associated instrumentation shall be clearly labeled.
- 6.2.4 Due to rejection from Ho Yu College (NMS3) for setting up a noise monitoring station at their school, an alternative location at site boundary of the ER's site office area at Works Area WA2 (NMS3A) is proposed. Same baseline and Action and Limit Levels for noise, as derived from the baseline monitoring data recorded at Ho Yu College, will be adopted for this alternative noise monitoring location.

### **6.3 Monitoring Locations**

- 6.3.1 The location of construction noise monitoring stations for the Contract are presented in **Table 6.1** and shown in **Figure 2**.

**Table 6.1 Proposed Airborne Construction Noise Monitoring Locations**

<b>ID</b>	<b>Location Description</b>
NMS2 <sup>(1)</sup>	Seaview Crescent
NMS3A <sup>(1)/(2)</sup>	Site Boundary of ER's Site Office Area at Works Area WA2

Remarks:

- (1) The ET of this Contract should conduct impact noise monitoring at the NMS listed in the table as part of EM&A programme according to the latest notification from ENPO when the monitoring station(s) is/are no longer covered by another ET of the HZMB project. The ET of the Contract shall communicate and share the monitoring data to the ET(s) of other works contracts if the noise monitoring station(s) is/are as part of EM&A programme.
- (2) The Action and Limit Levels for schools will be applied for this alternative monitoring location.

- 6.3.2 The ET shall select the monitoring location from the above table based on the locations of the construction activities and seek approval from ER and agreement from the IEC and EPD to the proposal. The monitoring location should be chosen based on the following criteria:

- at locations close to the major site activities which are likely to have noise impacts;
- close to the most affected existing noise sensitive receivers; and
- for monitoring locations located in the vicinity of the sensitive receivers, care should be taken to cause minimal disturbance to the occupants during monitoring.

6.3.3 The monitoring station shall normally be at a point 1 m from the exterior of the sensitive receiver building facade and be at a position 1.2 m above the ground. If there is problem with access to the normal monitoring position, an alternative position may be chosen, and a correction to the measurements shall be made. For reference, a correction of +3 dB(A) shall be made to the free field measurements. The ET shall agree with the IEC on the monitoring position and the corrections adopted. Once the positions for the monitoring stations are chosen, the baseline monitoring and the impact monitoring shall be carried out at the same position.

6.3.4 The ENPO may, depending on site conditions and monitoring results, decide whether additional monitoring locations shall be included or any monitoring locations could be removed/ relocated during any stage of the construction phase.

## **6.4 Baseline Monitoring for Construction Noise**

6.4.1 The ET shall carry out baseline monitoring prior to the commencement of the construction works. There shall not be any construction activities in the vicinity of the stations during the baseline monitoring. Continuous baseline noise monitoring for the A-weighted levels  $L_{eq}$ ,  $L_{10}$  and  $L_{90}$  shall be carried out daily for a period of at least two weeks in a sample period of 5 minutes or 30 minutes between 07:00 and 19:00, and 5 minutes between 19:00 and 07:00. A schedule on the baseline monitoring shall be submitted to the ER and IEC for approval before the monitoring starts.

6.4.2 In exceptional cases, when insufficient baseline monitoring data or questionable results are obtained, the ET shall liaise with the IEC and EPD to agree on an appropriate set of data to be used as a baseline reference and submit to the ER for approval.

6.4.3 It is noted that baseline monitoring was undertaken for the Project between September and November 2011 under Agreement CE No. 35/2011 (EP) Baseline Environmental monitoring for Hong Kong – Zhuhai – Macao Bridge Hong Kong Projects – Investigation prior to the construction of the Project. The baseline monitoring results obtained under Agreement CE No. 35/2011(EP) will be adopted for this Contract.

## **6.5 Impact Monitoring for Construction Noise**

6.5.1 During normal construction working hour (07:00-19:00 Monday to Saturday), monitoring of  $L_{eq}$ , 30 minutes noise levels (as six consecutive  $L_{eq}$ , 5 minutes readings) shall be carried out at the agreed monitoring locations once every week in accordance with the methodology in the TM.

6.5.2 If a school exists near the construction activity, noise monitoring shall be carried out at the monitoring stations for the schools during the school examination periods. The ET Leader shall liaise with the school's personnel and the Examination Authority to ascertain the exact dates and times of all examination periods during the course of the contract.

6.5.3 In case of non-compliance with the construction noise criteria, more frequent monitoring, as specified in the Action Plan, shall be carried out. This additional monitoring shall be continued until the recorded noise levels are rectified or proved to be irrelevant to the construction activities.

6.5.4 A schedule on the compliance monitoring shall be submitted to the ER and IEC for approval before the monitoring starts.

## 6.6 Event and Action Plan for Construction Noise

6.6.1 The Action and Limit Levels for construction noise are defined in **Table 6.2**. Should non-compliance of the criteria occur, actions in accordance with the Action Plan in **Table 6.3** shall be carried out.

**Table 6.2 Action and Limit Levels for Construction Noise**

Parameter	Action Level	Limit Level
07:00 – 19:00 hours on normal weekdays	When one documented complaint is received	75 dB(A)*

Note :

If works are to be carried out during restricted hours, the conditions stipulated in the construction noise permit issued by the Noise Control Authority have to be followed.

\* Reduce to 70 dB(A) for schools and 65 dB(A) during school examination period.

**Table 6.3 Event / Action Plan for Construction Noise Monitoring**

EVENT	ACTION			
	ET	IEC	ER	CONTRACTOR
Action Level	<ol style="list-style-type: none"> <li>1. Notify IEC and Contractor;</li> <li>2. Identify source, investigate the causes of exceedance and propose remedial measures;</li> <li>3. Report the results of investigation to the IEC, ER and Contractor;</li> <li>4. Discuss with the Contractor and formulate remedial measures;</li> <li>5 Increase monitoring frequency to check mitigation effectiveness.</li> </ol>	<ol style="list-style-type: none"> <li>1. Review the analysed results submitted by the ET;</li> <li>2. Review the proposed remedial measures by the Contractor and advise the ER accordingly;</li> <li>3. Supervise the implementation of remedial measures.</li> </ol>	<ol style="list-style-type: none"> <li>1. Confirm receipt of notification of failure in writing;</li> <li>2. Notify Contractor;</li> <li>3. Require Contractor to propose remedial measures for the analysed noise problem;</li> <li>4. Ensure remedial measures are properly implemented.</li> </ol>	<ol style="list-style-type: none"> <li>1. Submit noise mitigation proposals to IEC;</li> <li>2. Implement noise mitigation proposals.</li> </ol>



EVENT	ACTION			
	ET	IEC	ER	CONTRACTOR
Limit Level	<ol style="list-style-type: none"> <li>1. Inform IEC, ER, EPD and Contractor;</li> <li>2. Identify source;</li> <li>3. Repeat measurements to confirm findings;</li> <li>4. Increase monitoring frequency;</li> <li>5. Carry out analysis of Contractor's working procedures to determine possible mitigation to be implemented;</li> <li>6. Inform IEC, ER and EPD the causes and actions taken for the exceedances;</li> <li>7. Assess effectiveness of Contractor's remedial actions and keep IEC, EPD and ER informed of the results;</li> <li>8. If exceedance stops, cease additional monitoring.</li> </ol>	<ol style="list-style-type: none"> <li>1. Discuss amongst ER, ET, and Contractor on the potential remedial actions;</li> <li>2. Review Contractors remedial actions whenever necessary to assure their effectiveness and advise the ER accordingly;</li> <li>3. Supervise the implementation of remedial measures.</li> </ol>	<ol style="list-style-type: none"> <li>1. Confirm receipt of notification of failure in writing;</li> <li>2. Notify Contractor;</li> <li>3. Require Contractor to propose remedial measures for the analysed noise problem;</li> <li>4. Ensure remedial measures properly implemented;</li> <li>5. If exceedance continues, consider what portion of the work is responsible and instruct the Contractor to stop that portion of work until the exceedance is abated.</li> </ol>	<ol style="list-style-type: none"> <li>1. Take immediate action to avoid further exceedance;</li> <li>2. Submit proposals for remedial actions to IEC within 3 working days of notification;</li> <li>3. Implement the agreed proposals;</li> <li>4. Resubmit proposals if problem still not under control;</li> <li>5. Stop the relevant portion of works as determined by the ER until the exceedance is abated.</li> </ol>

## 6.7 Mitigation Measures

6.7.1 The EIA Report has recommended construction noise control measures including the use of quiet plant and temporary noise barriers. All the proposed mitigation measures are summarised in the EMIS in **Appendix C**.

6.7.2 Not applicable.

6.7.3 The recommended noise control measures are summarized as follows:-

- Good site practices and noise management techniques;
- Use of site hoarding;
- Use of movable noise barrier and full enclosure for relatively static plant;
- Use of "quiet" plant and working methods;
- Sequencing operation of construction plant equipment; and
- Rescheduling to avoid noise construction works during school examination.

## 6.8 Reporting of Monitoring Data to ENPO

6.8.1 The Assignment, which involves multiple construction contracts, would be constructed concurrently with other major infrastructures such as the HKLR and TM-CLKL. These interface projects will be overviewed by the ENPO. The ENPO will also oversee and coordinate the cumulative environmental issues arising from the concurrent projects.

To facilitate the ENPO to evaluate environmental impacts and investigate complaints, the ET Leaders shall provide the impact noise monitoring results within one working day after the monitoring event. The ET Leader shall follow ENPO's requirement on the data submission format and procedure.

**7. SEDIMENT QUALITY (NOT APPLICABLE)**

## 8. WASTE MANAGEMENT

### 8.1 General

- 8.1.1 The quantity and timing of the generation of waste during the construction phase have been estimated. Measures including the opportunity for on-site sorting, reusing excavated materials for reclamation etc. are devised in the construction methodology to minimise the surplus materials to be disposed off-site. Proper disposal of chemical waste should be via a licensed waste collector.
- 8.1.2 All the proposed mitigation measures are stipulated in the EIA Report and summarized in the EMIS in **Appendix C**.
- 8.1.3 The types and quantities of waste that would be generated during the operational phase have been assessed. It is anticipated there would not be any insurmountable impacts during the operation phase. A trip-ticket system should be operated to monitor all movements of chemical wastes which will be collected by a licensed collector to a licensed facility for final treatment and disposal.
- 8.1.4 Recommendations have been made to ensure proper treatment and proper disposal of these wastes in the EIA Report and all the proposed mitigation measures are stipulated in the EIA Report are summarised in the EMIS in **Appendix C**.
- 8.1.5 EM&A requirements are required for waste management during the construction phase only and the effective management of waste arising during the construction phase will be monitored through the site audit programme. The aims of the waste audit are:
- to ensure the waste arising from the works are handled, stored, collected, transferred and disposed of in an environmentally acceptable manner; and
  - to encourage the reuse and recycling of material.

### 8.2 Waste EM&A Requirements

- 8.2.1 The Contractor shall be required to pay attention to the environmental standard and guidelines and carry out appropriate waste management and obtain the relevant licence/permits for waste disposal. The ET shall ensure that the Contractor has obtained from the appropriate authorities the necessary waste disposal permits or licences including:
- Chemical Waste Permits/licenses under the Waste Disposal Ordinance (Cap 354);
  - Public Dumping Licence under the Land (Miscellaneous Provisions) Ordinance (Cap 28);
  - Marine Dumping Permit under the Dumping at Sea Ordinance (Cap 466); and
  - Effluent Discharge Licence under the Water Pollution Control Ordinance.
- 8.2.2 The Contractor shall refer to the relevant booklets issued by the DEP when applying for the licence/permit and the ET shall refer to these booklets for auditing purposes.
- 8.2.3 During the site inspections and the document review procedures, the ET shall pay special attention to the issues relating to waste management and check whether the Contractor has followed the relevant contract specifications and the procedures specified under the laws of Hong Kong. In addition to the site inspections, the ET shall review the documentation procedures prepared by the Waste Coordinator once a week to ensure proper records are being maintained and procedures undertaken in accordance with the WMP.
- 8.2.4 The Contractor's waste management practices should be audited with reference to the checklist detailed in **Table 8.1** below:

**Table 8.1 Waste Management Checklist**

Activities	Timing	Monitoring Frequency	If non-compliance, Action Required
All necessary waste disposal permits or licences have been obtained.	Before the commencement of demolition works	Once	Apply for the necessary permits/licences prior to disposal of the waste. The ET shall ensure that corrective action has been taken.
Only licensed waste hauliers are used for waste collection.	Throughout the works	Weekly	The ET shall inform the ER and IEC of the non-compliance. The ER shall instruct the Contractor to use a licensed waste haulier. The Contractor shall temporarily suspend waste collection of that particular waste until a licensed waste haulier is used. Corrective action shall be undertaken within 48 hours.
Records of quantities of wastes generated, recycled and disposed are properly kept. For demolition material/waste, the number of loads for each day shall be recorded (quantity of waste can then be estimated based on average truck load. Should landfill charging be implemented, the receipts of the charge could be used for estimating the quantity).	Throughout the works	Weekly	The Contractor shall estimate the missing data based on previous records and the activities carried out. The ET shall audit the results and forward to the ER and IEC for approval.
Wastes are removed from site in a timely manner. General refuse is collected on a daily basis.	Throughout the works	Weekly	The ET shall inform the ER and IEC of the non-compliance. The ER shall instruct the Contractor to remove waste accordingly.
Waste storage areas are properly cleaned and do not cause windblown litter and dust nuisance.	Throughout the works	Weekly	The ET shall inform the ER and IEC of the non-compliance. The ER shall instruct the Contractor to clean the storage area and/or cover the waste.
Different types of waste are segregated in different containers or skip to enhance recycling of material and proper disposal of waste.	Throughout the works	Weekly	The ET shall inform the ER and IEC of the non-compliance. The ER shall instruct the Contractor to provide separate skips/ containers. The Contractor shall ensure the workers place the waste in the appropriate containers.
Chemical wastes are stored, handled and disposed of in accordance with the Code of Practice on the Packaging, Handling and Storage of Chemical Wastes, published by the EPD.	Throughout the works	Weekly	The ET shall inform the ER and IEC of the non-compliance. The ER shall instruct the Contractor to rectify the problems immediately. Warning shall be given to the Contractor if corrective actions are not taken within 24 hrs and the Waste Control Group of the EPD

Activities	Timing	Monitoring Frequency	If non-compliance, Action Required
			shall be identified.
Demolition material/waste in dump trucks are properly covered before leaving the site.	Throughout the works	Weekly	The ET shall inform the ER and IEC of the non-compliance. The ER shall instruct the Contractor to comply. The Contractor shall prevent trucks shall leaving the site until the waste are properly covered.
Wastes are disposal of at licensed sites.	Throughout the works	Weekly	The ET shall inform the ER and IEC of the non-compliance. The ER shall warn the Contractor and instruct the Contractor to ensure the wastes are disposed of at the licensed sites. Should it involve chemical waste, the Waste Control Group of EPD shall be notified

Note:

ET- Environmental Team, IEC – Independent Environmental Checker, ER – Engineer's Representative

## **9. WATER QUALITY**

### **9.1 Water Quality Parameters**

- 9.1.1 This Contract does not involve marine works such as dredging and reclamation, only land-based construction works are anticipated. With proper implementation of recommended mitigation measures and with the implementation of regular site audit to ensure proper implementation of the mitigation measures and for compliance checking, no adverse water quality impact would be expected. No water quality monitoring will be undertaken for the Contract.
- 9.1.2 Prior to the commencement of the construction work, a detailed site drainage management plan should be submitted to EPD. The plan should cover measures to minimize all potential water quality impact arising from the surface runoffs of all the related constructions.
- 9.1.3 The guidelines outlined in the Practice Note for Professional Persons Environmental Consultative Committee (ProPECC), Construction Site Drainage (PN 1/94) should be adopted to control construction site runoff. Mitigation measures to minimise water quality impacts from construction site runoff and wastewater and sewage generated from construction activities are:
- Provision of site drainage systems over the entire construction site with sediment control facilities. Regular inspection and maintenance of the site drainage systems are required to ensure proper and efficient operation at all times.
  - Sedimentation tanks or package treatment systems are required to treat the large amount of sediment-laden wastewater generated from foundation construction work, wheel washing, site runoff. Any construction activities that generate wastewater with high concentrations of suspended solid (SS) should also be collected to these facilities for proper treatment prior to disposal. Treated wastewater can be reused for vehicle washing, dust suppression and general cleaning.
  - The construction programme should be properly planned to avoid soil excavation in rainy seasons. Exposed stockpiles of excavated soils or construction materials should be covered with tarpaulin or impervious sheets to avoid release of pollutants into the drainage channels.
  - Sewage generated from site toilets and canteen should be collected using a temporary storage system. Chemical toilets should be provided at different locations for use by the workers on site. Licensed waste collectors should be employed for collection and disposal of the sewage. The drainage system for collection of wastewater generated from canteen, if any, should be equipped with grease trap capable of providing at least 20 minutes retention during peak flow.
  - Wheel washing facilities should be installed at all site entrances/exits.
  - An emergency plan should be developed by the contractors to deal with accidental spillage of chemicals.
- 9.1.4 Upon completion of the HKLR / HKBCF development, stormwater drainage systems would be completed to collect stormwater generated from the whole area including new roads. Sewage generated from the HKBCF development would be treated on site to fulfill effluent limit for discharge. Additional mitigation measures would not be required.
- 9.1.5 Not applicable.
- 9.1.6 Not applicable.
- 9.1.7 Not applicable.
- 9.1.8 Not applicable.
- 9.1.9 Not applicable.



9.1.10 As discussed in **Section 2.1**, the construction of box culverts at the HKBCF would be required. The construction of box culverts at the HKBCF would be predominantly land-based. While the level of the box culvert would partly below the high water mark, measures such as use of cofferdam wall would be adopted as necessary to minimize the intrusion of groundwater into works areas. In case seepage of groundwater occurs, groundwater would be pumped out from works areas and discharged to the storm system via silt trap. As no groundwater would be directly discharged into drainages and sea, water quality impacts would not be expected. Similarly, any seepage of seawater during the construction of the last section of the box culverts near the sea would be also pumped out from works area and discharged to the storm system via silt trap. To minimize the potential water quality impact from the construction of the box culverts, good site practices regarding site runoff control as stated in sections below shall be strictly applied to prevent site run off from entering the marine water without appropriate treatment.

**9.2 Monitoring Equipment** (Not applicable)

**9.3 Laboratory Measurement/Analysis** (Not applicable)

**9.4 Monitoring Locations** (Not applicable)

**9.5 Baseline Monitoring for Water Quality** (Not applicable)

**9.6 Efficiency of Silt Curtain and Cage Curtain** (Not applicable)

**9.7 Impact Monitoring for Water Quality** (Not applicable)

**9.8 Post-Monitoring for Water Quality** (Not applicable)

**9.9 Impact Operational Phase Monitoring** (Not applicable)

**9.10 Event and Action Plan** (Not applicable)

**9.11 Mitigation Measures**

9.11.1 The EIA Report has recommended construction and operational phase mitigation measures. All the prepared mitigation measures are summarized in the EMIS as shown in **Appendix C**.

## **10. ECOLOGY**

### **10.1 Introduction**

- 10.1.1 While the HKBCF reclamation works are under a separate design and construction consultancy, this Contract only covers HKBCF superstructure and infrastructure works. No significant ecological impact would be resulted from this land-based construction assignment. The implementation of recommended mitigation measures during the construction of superstructures and infrastructures were presented in the following Section.

### **10.2 Ecological Mitigation Measures and Implementations**

#### ***Marine Water Quality***

- 10.2.1 Not applicable.
- 10.2.2 Not applicable.
- 10.2.3 Not applicable.
- 10.2.4 Good Site Practices: Effluent monitoring should be incorporated to make sure that the discharged effluent from construction sites meets the relevant effluent discharge guidelines.
- 10.2.5 Strict enforcement on No-dumping – To avoid degrading the Chinese White Dolphin Habitat, restrictions prohibiting dumping of rubbish, food, oil, or chemicals will be strictly enforced.
- 10.2.6 Site runoff control - For works on land, standard site runoff control measures will be established and strictly enforced to ensure that discharge of contaminated or silt- laden runoff into North Lantau waters is minimized.
- 10.2.7 Spill response plan – In the event of vessels operating in the works areas transporting oil or other hazardous chemicals, an oil-spill response plan, with specific provisions for protection marine ecology and dolphins, will be formulated.
- 10.2.8 Not applicable.

#### ***Terrestrial Disturbance***

- 10.2.9 The impact from this minor and short-term source can be reduced by good site practices, including strictly following the permitted works hours, using quieter machines where practicable, and avoiding excessive lightings during night time.

#### ***Sedimentation from Land-based Works Areas***

- 10.2.10 Not applicable.

#### ***Marine Noise and Disturbance***

##### **1) Bored Piling**

- 10.2.11 Not applicable.
- 10.2.12 Not applicable.
- 10.2.13 Not applicable.

##### **2) Sheet Piling**

- 10.2.14 Not applicable.
- 10.2.15 Not applicable.

##### **3) Reclamation and Works Vessels**

- 10.2.16 Not applicable.
- 10.2.17 Not applicable.

10.2.18 Not applicable.

***Marine Traffic***

- 10.2.19 Vessel speed limit control – It is known that fast-moving vessels are a threat to dolphins and porpoises, a speed limit of 10 knots will be strictly enforced within the work areas. This speed limit for vessels within the boundaries of the Sha Chau/Lung Kwu Chau Marine Park appears to be effective in protecting the dolphins from vessel collisions.
- 10.2.20 Skipper training – Captains of construction vessels working in the West Lantau waters and near the Brothers Islands should undergo training to learn about local dolphins and porpoises. They should be trained to be aware of the protocol for “dolphin friendly” vessel operation (reference made to Code of Conduct for Dolphin Watching Activities available from AFCD).
- 10.2.21 Predefined and regular routes for working vessels – Captains of all working vessels should be required to use regular travel routes, in order to minimize the chance of vessel collision. And the routes would not go through the dolphin hotspot in Brothers Islands.

***Road Surface Runoff***

- 10.2.22 Silt grease traps should be deployed to prevent a direct input of road surface runoff to the marine water.

***Chemical Spillage***

- 10.2.23 A Maritime Oil Spill Response Plan (MOSRP) has been developed by Marine Department to deal with oil spill and their potential hazard to the Hong Kong waters. The main objective of the MOSRP is to ensure a timely and effective response to oil spillage and /or their potential treats in the Hong Kong waters.
- 10.2.24 Similar to the Shenzhen Western Corridor project, a contingency plan will be formulated to deal with the accidental event of the serious spillage of oil or other harmful chemicals. A contingency plan in this regard will be primarily for safety issues and water quality, but could also help to safeguard the dolphin population. Following the example of Shenzhen Western Corridor, it will be specified in the contingency plan that AFCD must be alerted by the Hong Kong Police Force of Fire Service Department in case an accident of spillage of chemical or oil is reported.

***Precautionary/Enhancement Measures***

- 10.2.25 Not applicable.
- 10.2.26 Not applicable.
- 10.2.27 Not applicable.

**10.3 Monitoring and Audit for Ecology** (Not applicable)

**10.4 Monitoring Location** (Not applicable)

**10.5 Baseline Monitoring for Ecology** (Not applicable)

**10.6 Impact Monitoring for Ecology** (Not applicable)

**10.7 Post-construction Monitoring for Ecology** (Not applicable)

**10.8 Event and Action Plan** (Not applicable)

**11. FISHERIES (NOT APPLICABLE)**

**12. CULTURAL HERITAGE (NOT APPLICABLE)**

**13. HAZARD TO LIFE (NOT APPLICABLE)**

## **14. LANDSCAPE & VISUAL IMPACT**

### **14.1 Introduction**

- 14.1.1 The EIA has recommended landscape and visual mitigation measures (refer to Section 14 of EIA Report) to be undertaken during both the construction and operation phases of the project. This section outlines the monitoring and audit of these measures.

### **14.2 Monitoring Details**

- 14.2.1 The design, implementation and maintenance of landscape mitigation measures should be checked to ensure that any potential conflicts between the proposed landscape measures and any other works of the project would be resolved as early as practical without affecting the implementation of the mitigation measures.

**Table 14.1 Monitoring Programme**

<b>Stage</b>	<b>Monitoring Task</b>	<b>Monitoring Report</b>	<b>Form of Approval</b>	<b>Frequency</b>
Detailed Design	Checking of design works against the recommendations of the landscape and visual impact assessments within the EIA should be undertaken during detailed design phase, to ensure that they fulfill the intention of the mitigation measures. Any changes to the design, including design changes on site should also be checked.	Not Required	Not Required	At the end of the Detailed Design Phase
Construction	Checking of the contractor's operations during the construction period.	Report on Contractor's compliance by ET	Counter-signature of report by IEC	Bi-weekly
Establishment Works	Checking of the planting works during the 12-month Establishment Period after completion of the construction works.	Report on Contractor's compliance by ET	Counter-signature of report by IEC	Every 2 months
Long Term Management (10 year)	Monitoring of the long-term management of the planting works in the period up to 10 years after completion of the construction works.	Report on compliance by ET or Maintenance Agency as appropriate	Counter-signature of report by Management Agency	Annually

Notes: • Environmental Team (ET) – employed by the Contractor

#### ***Detailed Design Phase***

- 14.2.2 The mitigation measures, which are proposed in the EIA to mitigate the landscape and visual impacts, should be embodied into the detailed engineering design, landscape design drawings and contract documents. The Detailed Design should be checked to ensure that the measures are fully incorporated. Potential conflicts with civil engineering, geotechnical, structural, lighting, signage, drainage and underground utilities should resolved as early as practical.



14.2.3 The following mitigation measures are proposed to avoid and reduce the identified impacts.

- Minimize the footprint of project and that the quantity of landscape character units and landscape resources affected;
- Minimize temporary works areas for construction works;
- Undertaking good site practices by applying hydroseeding on temporary stockpiles and reclamation areas;
- Conservation of topsoil for reuse;
- Waste limitation by recycling of felled trees into woodchip mulch for use in landscaped areas.

14.2.4 The following design measures will be developed during detailed design stage to remedy and compensate unavoidable impacts:

- Roadside planting and planting along the edge of the reclamation is proposed;
- Transplanting of mature trees in good health and amenity value where appropriate and reinstatement of areas disturbed during construction by compensatory hydro-seeding and planting;
- Protection measures for the trees to be retained during construction activities;
- Optimizing the sizes and spacing of the bridge columns;
- Fine-tuning the location of the bridge columns to avoid visually-sensitive locations;
- Not applicable as the aesthetic design of the bridge is related to the HKLR Contract.
- Not applicable as the decorative urban design is related to the HKLR Contract.
- Maximizing new tree, shrub and other vegetation planting to compensate tree felled and vegetation removed;
- Providing planting area around peripheral of HKBCF for tree planting screening effect;
- Providing salt-tolerant native trees along the planter strip at affected seawall and newly reclaimed coastline.
- Providing aesthetic architectural design on the related buildings (e.g. similar materials for PCB building facade to Airport buildings, roof planting and subtle materials for other facilities buildings and so on), and the related infrastructure(e.g. parapet planting and transparent cover for elevated footbridges) to provide harmonious atmosphere of the HKBCF; and
- Fine-tuning the sizes of the structural members to minimize the bulkiness of buildings and adjustment of building arrangement to minimise disturbance to surrounding vegetation in the HKBCF.
- Not applicable as the aesthetic design on the viaduct, tunnel portals, at grade roads and reclamation are related to the HKLR Contract.

14.2.5 The following mitigation measures should be monitored during construction and operation phases:

**Table 14.2 Mitigation Measures to be Monitored during Construction and Operation Phases**

Stage	Description of Mitigation Measures
During Construction Phase	<p>Mitigate both Landscape and Visual Impacts</p> <p>G1. Grass-hydroseed bare soil surface and stock pile areas.</p> <p>G2. Add planting strip and automatic irrigation system if appropriate at some portions of bridge or footbridge to screen bridge and traffic.</p> <p>G3. Not applicable as this is for HKLR.</p> <p>G4. For HKBCF, providing aesthetic architectural design on the related buildings (e.g. similar materials for PCB building facade to Airport buildings, roof planting and subtle materials for other facilities buildings and so on), and the related infrastructure (e.g. parapet planting and transparent cover for elevated footbridges) to provide harmonious atmosphere of the HKBCF (See Figure 14.3.1 of the EIA Report for example)</p> <p>G5. Vegetation reinstatement and upgrading to disturbed areas.</p> <p>G6. Maximize new tree, shrub and other vegetation planting to compensate tree felled and vegetation removed.</p> <p>G7. Provide planting area around peripheral of and within HKBCF for tree screening buffer effect.</p> <p>G8. Plant salt tolerant native tree and shrubs etc along the planter strip at affected seawall.</p> <p>G9. Reserve of loose natural granite rocks for re-use. Provide new coastline to adopt “natural-look” by means of using armour rocks in the form of natural rock materials and planting strip area accommodating screen buffer to enhance “natural-look” of the new coastline (see Figure 14.4.2 of the EIA Report for example).</p>
	<p><u>Mitigate Visual Impacts</u></p> <p>V1. Minimize time for construction activities during construction period.</p> <p>V2. Provide screen hoarding at the portion of the project site / works areas / storage areas near VSRs who have close low-level views to the Project during HKBCF construction.</p>
During Operation Phase	<p><u>Mitigate both Landscape and Visual Impacts</u></p> <p>G10. Provide proper planting maintenance on the new planting areas to enhance the aesthetic degree.</p> <p>V3. Lighting design to minimize glare at night. Decorative road lighting to be considered during detailed design stage</p>

Note:

- Figure 14.3.1 – Landscape Master Plan showing the general arrangement of HKBCF with mitigation. This Plan is preliminary only and subject to further development in detailed design stage. (see Figure 14.3.1 of the EIA Report)
- Figure 14.4.2 – Details of mitigation measure – G6 for the new coastline. (see Figure 14.4.2 of the EIA Report).

14.2.6 An implementation programme will be prepared as required by TM-EIAO. Reference will be made to the ETWB TC(W) No. 2/2004 on Maintenance of Vegetation and Hard Landscape Features which defines the management and maintenance responsibilities for natural vegetation and landscape works, including both softworks and hardworks, and the authorities for tree preservation and felling. The format of the preliminary arrangement of implementation programme is listed in Table 14.3.

**Table 14.3 Proposed Format for Preliminary Funding, Implementation, Management and Maintenance Proposal**

<b>Mitigation Items</b>	<b>Funding &amp; Implementation Unit (See Remark)</b>	<b>Maintenance Unit (See Remark)</b>
<i>During Construction</i>		
V1 and V2	Project Proponent (i.e. HyD)	The Contractor
G3	Project Proponent / Initiating Department (e.g. the relevant User Department of the building)	Project Proponent / Initiating Department (e.g. the relevant User Department of the building)
G1, G2, G3, G6, G7, G8 and G9	Project Proponent (i.e. HyD)	HyD / LCSD
<i>During Operation</i>		
V3	Project Proponent (i.e. HyD)	HyD
G10	Project Proponent (i.e. HyD)	HyD / LCSD

Note:

The proposed mitigation measures and arrangements are tentative. The responsible parties are also tentative and subject to further agreements amongst the Government Departments.

### ***Construction Phase & Establishment Period***

- 14.2.7 The implementation of landscape construction works and subsequent maintenance operations during the 12-month Establishment Period must be supervised by qualified Landscape Resident Site Staff (Registered Landscape Architect or Professional Member of the Hong Kong Institute of Landscape Architects).
- 14.2.8 Measures to mitigate landscape and visual impacts during construction should be checked to ensure compliance with the intended aims of the measures.
- 14.2.9 The progress of the engineering works shall be regularly reviewed on site to identify the earliest practical opportunities for the landscape works to be undertaken.

### ***Long Term Management (10 Years)***

- 14.2.10 The planting works shall be monitored during the first 10 years of the operation phase of the project. Any areas of vegetation which is failed to establish, should be corrected by the relevant maintenance parties at the earliest opportunity. The maintenance requirement of the planting works stated under the 10-Year Management Programme is included in the monitoring requirement.

## **14.3 Baseline Monitoring**

- 14.3.1 A photographic record of the site at the time of the contractor's possession of the site shall be prepared by the Contractor and approved by the ER. The approved photographic record shall be submitted to the Project Proponent, ET, IEC and EPD for record.

#### 14.4 Action Plan for Landscape and Visual Works

Table 14.4 Action Plan for Landscape and Visual Works

EVENT	ACTION			
	ET	IEC	ER	CONTRACTOR
Conflicts occur	<ul style="list-style-type: none"> <li>Check and certify Contractor's proposed remedial design conforms to the requirements of EP and prepare checking report(s).</li> </ul>	<ul style="list-style-type: none"> <li>Check and verify ET Leader certified Contractor's proposed remedial design.</li> </ul>	<ul style="list-style-type: none"> <li>Supervise the Contractor to carry out the proposed remediation work.</li> </ul>	<ul style="list-style-type: none"> <li>Propose remedial design and carry out the proposed work.</li> </ul>

## **15. SITE ENVIRONMENTAL AUDIT**

### **15.1 Site Inspection**

- 15.1.1 Site inspection provides an effective and direct means to initiate and enforce specified environmental protection and pollution control measures at the works area. These shall be undertaken routinely to inspect construction activities in order to ensure that appropriate environmental protection and pollution control mitigation measures are properly implemented.
- 15.1.2 The ET Leader shall be responsible for formulating the environmental site inspections, the deficiency and action reporting system, and for carrying out the site inspection works. Within 21 days of the construction contract commencement, he shall submit a proposal for site inspection and deficiency and action reporting procedures to the Contractor for agreement, and to the ER for approval. The ET's proposal for rectification would be made known to the IEC.
- 15.1.3 Regular site inspections shall be carried out at least once per week. The areas of inspection shall not be limited to the environmental situation, pollution control and mitigation measures within the site. It should also review the environmental situations outside the works area which is likely to be affected, directly or indirectly, by the site activities. The following information should be made reference in conducting the inspection:
- (i) EIA recommendations on environmental protection and pollution control mitigation measures;
  - (ii) works progress and programme;
  - (iii) individual works methodology proposals (which shall include proposal on associated pollution control measures);
  - (iv) contract specifications on environmental protection;
  - (v) relevant environmental protection and pollution control laws; and
  - (vi) previous site inspection results.
- 15.1.4 The Contractor shall keep the ET Leader updated with all relevant information on the construction contract necessary for him to carry out the site inspections. Inspection results and associated recommendations for improvements to the environmental protection and pollution control works shall be submitted to the IEC and the Contractor within 1 working day. The Contractor shall follow the procedures and time-frame as stipulated in the environmental site inspection, and the deficiency and action reporting system formulated by the ET Leader, to report on any remedial measures subsequent to the site inspections.
- 15.1.5 Ad-hoc site inspections shall also be carried out if significant environmental problems are identified. Inspections may also be required subsequent to receipt of an environmental complaint, or as part of the investigation work, as specified in the Action Plan for environmental monitoring and audit.

### **15.2 Compliance with Legal and Contractual Requirements**

- 15.2.1 There are contractual environmental protection and pollution control requirements as well as environmental protection and pollution control laws in Hong Kong with which construction activities must comply.
- 15.2.2 In order that the works comply with the contractual requirements, all works method statements submitted by the Contractor to the ER for approval shall be sent to the ET Leader for vetting to ensure sufficient environmental protection and pollution control measures have been included. The implementation schedule of mitigation measures is summarized in **Appendix C**.

- 15.2.3 The ET Leader shall also review the progress and programme of the works to check that relevant environmental laws have not been violated, and that any foreseeable potential for violating laws can be prevented.
- 15.2.4 The Contractor shall regularly copy relevant documents to the ET Leader so that checking can be carried out. The document shall at least include the updated Works Progress Reports, updated Works Programme, any application letters for different licence / permits under the environmental protection laws, and copies of all valid licences / permits. The site diary and environmental records shall be made available for the inspection by the relevant parties.
- 15.2.5 After reviewing the document, the ET Leader shall advise the IEC and Contractor of any non-compliance with contractual and legislative requirements on environmental protection and pollution control for them to take follow-up actions. If the ET Leader's review concludes that the current status on licence / permit application and any environmental protection and pollution control preparation works may result in potential violation of environmental protection and pollution control requirements, he shall also advise the Contractor and the ER accordingly.
- 15.2.6 Upon receipt of the advice, the Contractor shall undertake immediate actions to correct the situation. The ER shall follow up to ensure that appropriate action has been taken in order to satisfy contractual and legal requirements.

### **15.3 Environmental Complaints**

- 15.3.1 Complaints shall be referred to the ET Leader for action. The ET Leader shall undertake the following procedures upon receipt of any complaint:
- (i) Log complaint and date of receipt onto the complaint database and inform the IEC immediately;
  - (ii) Investigate the complaint to determine its validity, and assess whether the source of the problem is due to works activities;
  - (iii) Identify mitigation measures in consultation with the IEC if a complaint is valid and due to works;
  - (iv) Advise the Contractor if mitigation measures are required;
  - (v) Review the Contractor's response to identify mitigation measures, and the updated situation;
  - (vi) If the complaint is transferred from the EPD, submit interim report to the EPD on status of the complaint investigation and follow-up action within the time frame assigned by the EPD;
  - (vii) Undertake additional monitoring and audit to verify the situation if necessary, and review that circumstances leading to the complaint do not recur;
  - (viii) Report investigation results and subsequent actions to complainant (if the source of complaint is EPD, the results should be reported within the timeframe assigned by the EPD);
  - (ix) Record the complaint, investigation, the subsequent actions and the results in the monthly EM&A Reports; and.
  - (x) For each incident of environmental complaint received, prepare and certify the complaint investigation report. The certified complaint investigation report shall be submitted to the IEC and ER for verification.

## **16. REPORTING**

### **16.1 General**

- 16.1.1 Reports can be provided in an electronic medium upon agreeing the format with the ER and EPD. This would enable a transition from a paper/historic and reactive approach to an electronic / real time proactive approach. All the monitoring data (baseline and impact) shall also be submitted on diskettes or other approved media. The formats for air quality and noise to be submitted shall be separately agreed.
- 16.1.2 Once the monitoring data are available (e.g. noise, dust, water quality etc) and vetted by the IEC, the ET is responsible to upload the relevant data to the dedicated website established and maintained by ENPO. The ET Leader shall follow ENPO's requirements on the data submission format and procedure.
- 16.1.3 Types of reports that the ET Leader shall prepare and submit include baseline monitoring report, monthly EM&A report, quarterly EM&A summary report and final EM&A review report. In accordance with Annex 21 of the EIAO-TM, a copy of the monthly, quarterly summary and final review EM&A reports shall be made available to the Director of Environmental Protection.

### **16.2 Baseline Monitoring Report**

- 16.2.1 The ET Leader shall prepare and submit a Baseline Environmental Monitoring Report within 10 working days of completion of the baseline monitoring. Copies of the Baseline Environmental Monitoring Report shall be submitted to the Contractor, the IEC, the ER and EPD. The ET Leader shall liaise with the relevant parties on the exact number of copies they require. The report format and baseline monitoring data format shall be agreed with the EPD prior to submission.
- 16.2.2 Baseline monitoring report shall include at least the following:
- (i) Executive summary (about half a page);
  - (ii) Brief project background information;
  - (iii) Drawings showing locations of the baseline monitoring stations;
  - (iv) Monitoring results (in both hard and diskette copies) together with the following information:
    - Monitoring methodology;
    - Name of laboratory and types of equipment used and calibration details;
    - Parameters monitored;
    - Monitoring locations;
    - Monitoring date, time, frequency and duration; and
    - Quality assurance (QA) / quality control (QC) results and detection limits;
  - (v) Details of influencing factors, including:
    - Major activities, if any, being carried out on the site during the period;
    - Weather conditions during the period; and
    - Other factors which might affect results;
  - (vi) Determination of the Action and Limit Levels for each monitoring parameter and statistical analysis of the baseline data, the analysis shall conclude if there is any significant difference between control and impact stations for the parameters monitored;
  - (vii) Revisions for inclusion in the EM&A Manual; and
  - (viii) Comments, recommendations and conclusions.



### **16.3 Monthly EM&A Reports**

- 16.3.1 The results and findings of all EM&A work required in the Manual shall be recorded in the monthly EM&A reports prepared by the ET Leader. The EM&A report shall be prepared and submitted within 10 working days of the end of each reporting month, with the first report due the month after construction commences. Each monthly EM&A report shall be submitted to the following parties: the Contractor, the IEC, the ER and EPD. Before submission of the first EM&A report, the ET Leader shall liaise with the parties on the required number of copies and format of the monthly reports in both hard copy and electronic medium.
- 16.3.2 The ET leader shall review the number and location of monitoring stations and parameters every six months, or on as needed basis, in order to cater for any changes in the surrounding environment and the nature of works in progress.

#### **First Monthly EM&A Report**

- 16.3.3 The first monthly EM&A report shall include at least the following:
- (i) Executive summary (1-2 pages):
    - Breaches of Action and Limit levels;
    - Complaint log;
    - Notifications of any summons and successful prosecutions;
    - Reporting changes; and
    - Future key issues.
  - (ii) Basic project information:
    - Project organization including key personnel contact names and telephone numbers;
    - Programme;
    - Management structure, and
    - Works undertaken during the month.
  - (iii) Environmental status:
    - Works undertaken during the month with illustrations (such as location of works, daily excavation rate, etc); and
    - Drawings showing the assignment area, any environmental sensitive receivers and the locations of the monitoring and control stations (with co- ordinates of the monitoring locations).
  - (iv) A brief summary of EM&A requirements including:
    - All monitoring parameters;
    - Environmental quality performance limits (Action and Limit levels);
    - Event-Action Plans;
    - Environmental mitigation measures, as recommended in the approved EIA Report; and
    - Environmental requirements in contract documents.
  - (v) Implementation status:
    - Advice on the implementation status of environmental protection and pollution control / mitigation measures, as recommended in the project EIA.
  - (vi) Monitoring results (in both hard and diskette copies) together with the following information:
    - Monitoring methodology;
    - Name of laboratory and types of equipment used and calibration details;
    - Parameters monitored;

- Monitoring locations;
  - Monitoring date, time, frequency, and duration;
  - Weather conditions during the period;
  - Any other factors which might affect the monitoring results; and
  - QA/QC results and detection limits.
- (vii) Report on non-compliance, complaints, and notifications of summons and successful prosecutions:
- Record of all non-compliance (exceedances) of the environmental quality performance limits (Action and Limit levels);
  - Record of all complaints received (written or verbal) for each media, including locations and nature of complaints investigation, liaison and consultation undertaken, actions and follow-up procedures taken, results and summary;
  - Record of all notification of summons and successful prosecutions for breaches of current environmental protection / pollution control legislation, including locations and nature of the breaches, investigation, follow-up actions taken, results and summary;
  - Review of the reasons for and the implications of non-compliance, complaints, summons and prosecutions including review of pollution sources and working procedures; and
  - Description of the actions taken in the event of non-compliance and deficiency reporting and any follow-up procedures related to earlier non-compliance.
- (viii) Others
- An account of the future key issues as reviewed from the works programme and work method statements;
  - Advice on the solid and liquid waste management status;
  - Comments (for example, effectiveness and efficiency of the mitigation measures), recommendations (for example, any improvement in the EM&A programme) and conclusions.

### **Subsequent EM&A Reports**

16.3.4 Subsequent monthly EM&A reports shall include the following:

- (i) Executive summary (1 - 2 pages):
  - Breaches of Action and Limit levels;
  - Complaint log;
  - Notifications of any summons and successful prosecutions;
  - Reporting changes; and
  - Future key issues.
- (ii) Basic project information:
  - Project organization including key personnel contact names and telephone numbers;
  - Programme;
  - Management structure, and
  - Works undertaken during the month.
- (iii) Environmental status:
  - Works undertaken during the month with illustrations (such as location of works, daily excavation rate, etc.); and
  - Drawing showing the assignment area, any environmental sensitive receivers and the locations of the monitoring and control stations.

- (iv) Implementation status:
  - Advice on the implementation status of environmental protection and pollution control / mitigation measures, as recommended in the approved EIA Report.
- (v) Monitoring results (in both hard and diskette copies) together with the following information:
  - Monitoring methodology;
  - Name of laboratory and types of equipment used and calibration details;
  - Parameters monitored;
  - Monitoring locations;
  - Monitoring date, time, frequency, and duration;
  - Weather conditions during the period;
  - Any other factors which might affect the monitoring results; and
  - QA/QC results and detection limits.
- (vi) Report on non-compliance, complaints, and notifications of summons and successful prosecutions:
  - Record of all non-compliance (exceedances) of the environmental quality performance limits (Action and Limit levels);
  - Record of all complaints received (written or verbal) for each media, including locations and nature of complaints investigation, liaison and consultation undertaken, actions and follow-up procedures taken, results and summary;
  - Record of all notification of summons and successful prosecutions for breaches of current environmental protection / pollution control legislation, including locations and nature of the breaches, investigation, follow-up actions taken, results and summary;
  - Review of the reasons for and the implications of non-compliance, complaints, summons and prosecutions including review of pollution sources and working procedures; and
  - Description of the actions taken in the event of non-compliance and deficiency reporting and any follow-up procedures related to earlier non-compliance.
- (vii) Others
  - An account of the future key issues as reviewed from the works programme and work method statements;
  - Advice on the solid and liquid waste management status; and
  - Comments (for example, effectiveness and efficiency of the mitigation measures), recommendations (for example, any improvement in the EM&A programme) and conclusions
- (viii) Appendices
  - Action and Limit levels;
  - Graphical plots of trends of monitored parameters at key stations over the past four reporting periods for representative monitoring stations annotated against the following:
    - a) Major activities being carried out on site during the period;
    - b) Weather conditions during the period; and
    - c) Any other factors that might affect the monitoring results.
  - Monitoring schedule for the present and next reporting period;
  - Cumulative statistics on complaints, notifications of summons and successful prosecutions; and

- Outstanding issues and deficiencies.

## **16.4 Quarterly EM&A Summary Reports**

16.4.1 A quarterly EM&A summary report of around 5 pages shall be produced and shall contain at least the following information:

- (i) Executive summary (about half a page);
- (ii) Basic project information including a synopsis of the assignment organization, programme, contacts of key management, and a synopsis of works undertaken during the quarter;
- (iii) A brief summary of EM&A requirements including:
  - Monitoring parameters;
  - Environmental quality performance limits (Action and Limit levels); and
  - Environmental mitigation measures, as recommended in the approved EIA Report.
- (iv) Advice on the implementation status of environmental protection and pollution control / mitigation measures, as recommended in the approved EIA Report, summarized in the updated implementation schedule;
- (v) Drawings showing the assignment area, any environmental sensitive receivers and the locations of the monitoring and control stations;
- (vi) Graphical plots of any trends in monitored parameters over the past four months (the last month of the previous quarter and the present quarter) for representative monitoring stations annotated against:
  - Major activities being carried out on site during the period;
  - Weather conditions during the period; and
  - Any other factors which might affect the monitoring results.
- (vii) Advice on the solid and liquid waste management status;
- (viii) A summary of non-compliance (exceedances) of the environmental quality performance limits (Action and Limit levels);
- (ix) A brief review of the reasons for and the implications of non-compliance, including a review of pollution sources and working procedures;
- (x) A summary description of actions taken in the event of non-compliance and any follow-up procedures related to earlier non-compliance;
- (xi) A summarized record of all complaints received (written or verbal) for each media, liaison and consultation undertaken, actions and follow-up procedures taken;
- (xii) Comments (for example, a review of the effectiveness and efficiency of the mitigation measures and the performance of the environmental management system, that is, of the overall EM&A programme); recommendations (for example, any improvement in the EM&A programme) and conclusions for the quarter; and
- (xiii) Contacts of Project Proponent and any hotline telephone number for the public to make enquiries.

## **16.5 Final EM&A Review Reports**

16.5.1 The final EM&A report should contain at least the following:

- (i) Executive summary (1 - 2 pages);
- (ii) Drawings showing the assignment area, any environmental sensitive receivers and the locations of the monitoring and control stations;
- (iii) Basic project information including a synopsis of the assignment organisation, contacts of key management, and a synopsis of work undertaken during the course of the assignment or past twelve months;

- (iv) A brief summary of EM&A requirements including:
  - Environmental mitigation measures, as recommended in the approved EIA Report;
  - Environmental impact hypotheses tested;
  - Environmental quality performance limits (Action and Limit levels);
  - All monitoring parameters; and
  - Event-Action Plans.
- (v) A summary of the implementation status of environmental protection and pollution control / mitigation measures, as recommended in the approved EIA Report, summarised in the updated implementation schedule;
- (vi) Graphical plots and statistical analysis of the trends of monitored parameters over the course of the assignment, including the post-assignment monitoring for all monitoring stations annotated against:
  - Major activities being carried out on site during the period;
  - Weather conditions during the period; and
  - Any other factors which might affect the monitoring results.
- (vii) A summary of non-compliance (exceedances) of the environmental quality performance limits (Action and Limit levels);
- (viii) A review of the reasons for and the implications of non-compliance including review of pollution sources and working procedures as appropriate;
- (ix) A description of the actions taken in the event of non-compliance;
- (x) A summary record of all complaints received (written or verbal) for each media, liaison and consultation undertaken, actions and follow-up procedures taken;
- (xi) A summary record of notifications of summons and successful prosecutions for breaches of the current environmental protection / pollution control legislation, locations and nature of the breaches, investigation follow-up actions taken and results;
- (xii) A review of the validity of EIA predictions and identification of shortcomings in EIA recommendations;
- (xiii) Comments (for example, a review of the effectiveness and efficiency of the mitigation measures and of the performance of the environmental management system, that is, of the overall EM&A programme); and
- (xiv) Recommendations and conclusions (for example, a review of success of the overall EM&A programme to cost-effectively identify deterioration and to initiate prompt effective mitigatory action when necessary).

## **16.6 Data Keeping**

- 16.6.1 No site-based documents (such as monitoring field records, laboratory analysis records, site inspection forms, etc.) are required to be included in the monthly EM&A reports. However, any such document shall be well kept by the ET Leader and be ready for inspection upon request. All relevant information shall be clearly and systematically recorded in the document. Monitoring data shall also be recorded in magnetic media form, and the software copy must be available upon request. Data format shall be agreed with EPD. All documents and data shall be kept for at least one year following completion of the construction contract.

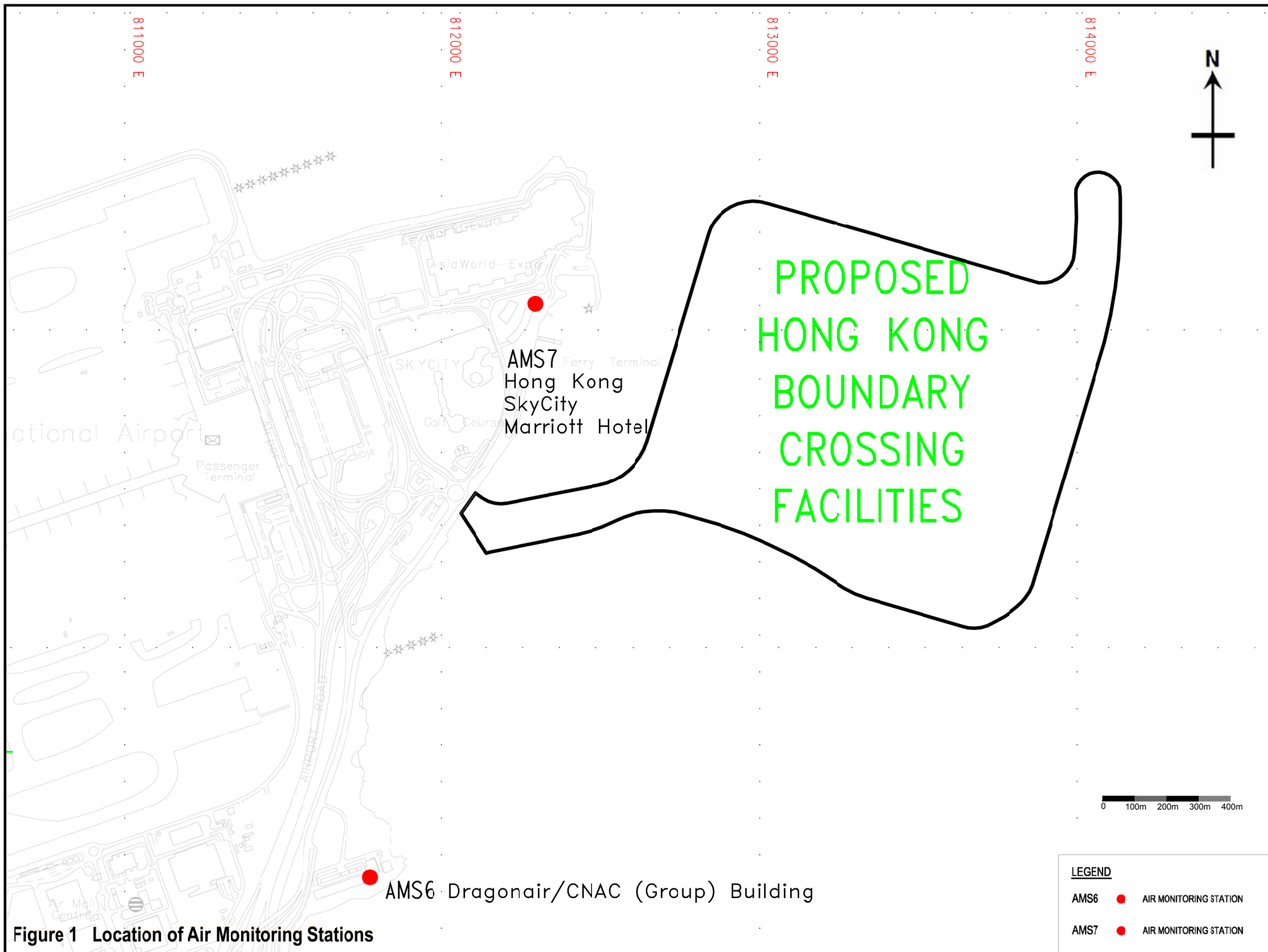
## **16.7 Interim Notifications of Environmental Quality Limit Exceedances**

- 16.7.1 With reference to the Event and Action Plan, when the environmental quality performance limits are exceeded, the ET leader shall immediately notify the IEC and EPD, as appropriate. The notification shall be followed up with advice to IEC and EPD on the results of the investigation, proposed actions and success of the actions taken, with any necessary follow-up proposals. A sample template for the interim notifications is presented in **Appendix F**.

## **FIGURE 1**

---

# **LOCATION OF AIR MONITORING STATIONS**

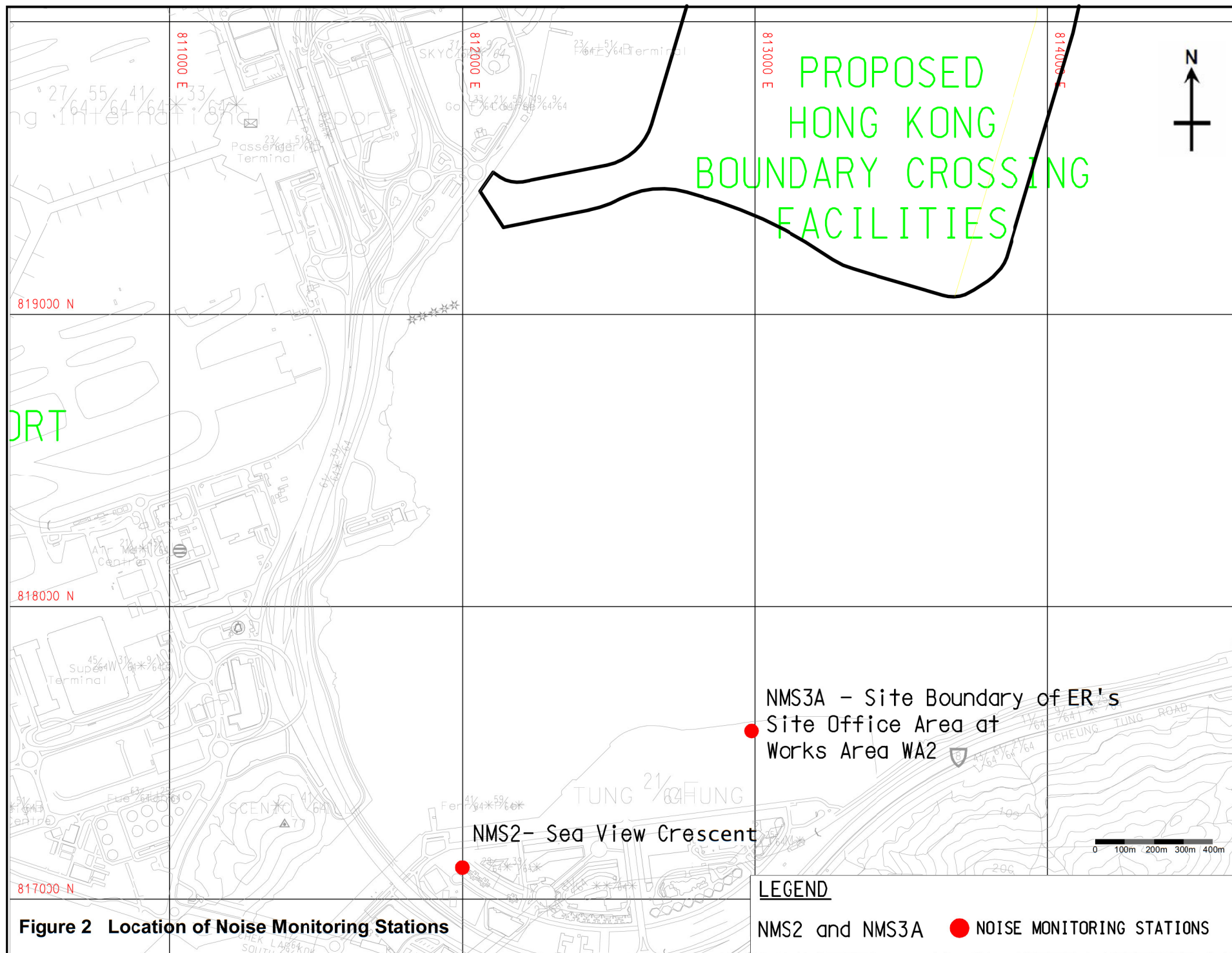




## **FIGURE 2**

---

# **LOCATION OF NOISE MONITORING STATIONS**

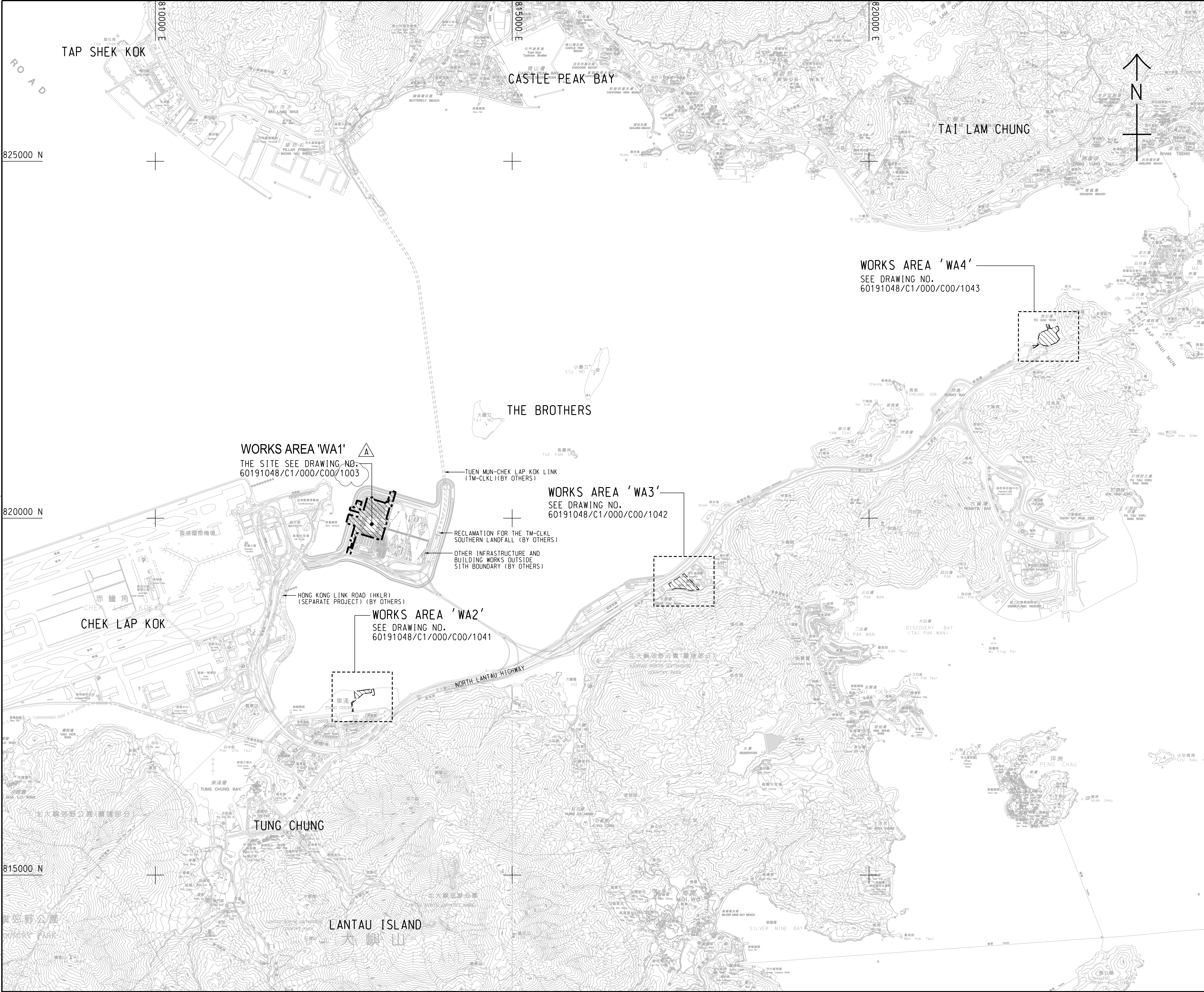


## **APPENDIX A**

---

# **SITE AREA OF THE CONTRACT**





NOTES:

- COORDINATES ARE RELATED TO HONG KONG METRIC GRID (1980).
- DIMENSIONS ARE IN MILLIMETER AND CHAINAGE ARE IN METRES UNLESS OTHERWISE SHOWN.
- THIS DRAWING SHALL BE READ IN CONJUNCTION WITH DRAWING NOS. 60191048/C1/000/C00/1041 TO 1043.

LEGEND:

- SITE BOUNDARY
- WORKS AREA

B	WORKING DRAWING	BWCW SCI JUN.14
A	TENDER ADDENDUM NO. 1	BWCW SCI OCT.13
-	TENDER DRAWING	BWCW SCI SEP.13

REV.	DESCRIPTION	CHECKED	DATE
1	ISSUED FOR TENDER	WY	14/06/14

**路政署 HIGHWAYS DEPARTMENT**  
**港珠澳大桥香港工程管理处**  
Hong Kong - Zhuhai - Macao Bridge Hong Kong Project Management Office

HONG KONG-ZHUHAI-MACAO BRIDGE  
HONG KONG BOUNDARY CROSSING FACILITIES  
- PASSENGER CLEARANCE BUILDING

SITE LOCATION PLAN

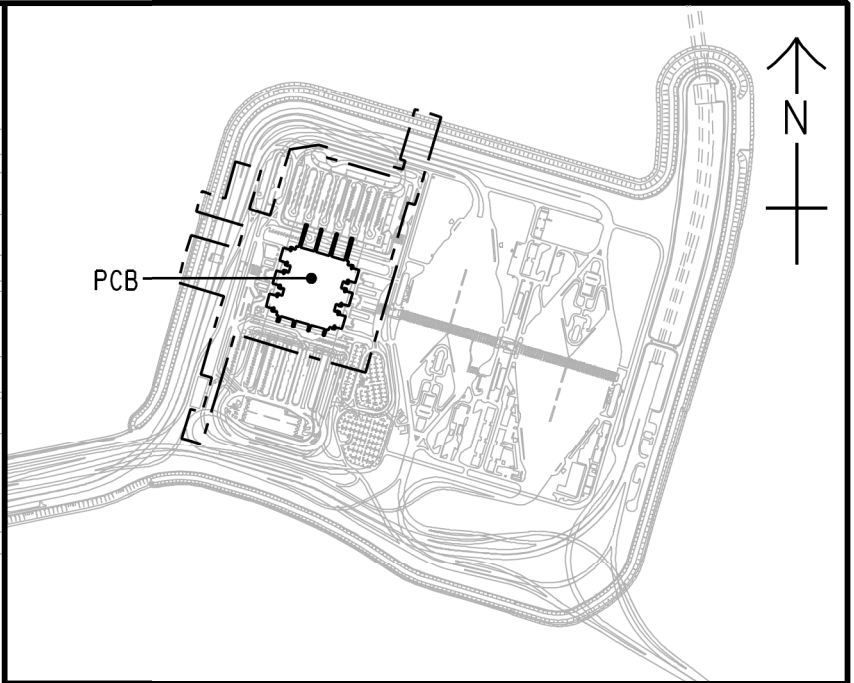
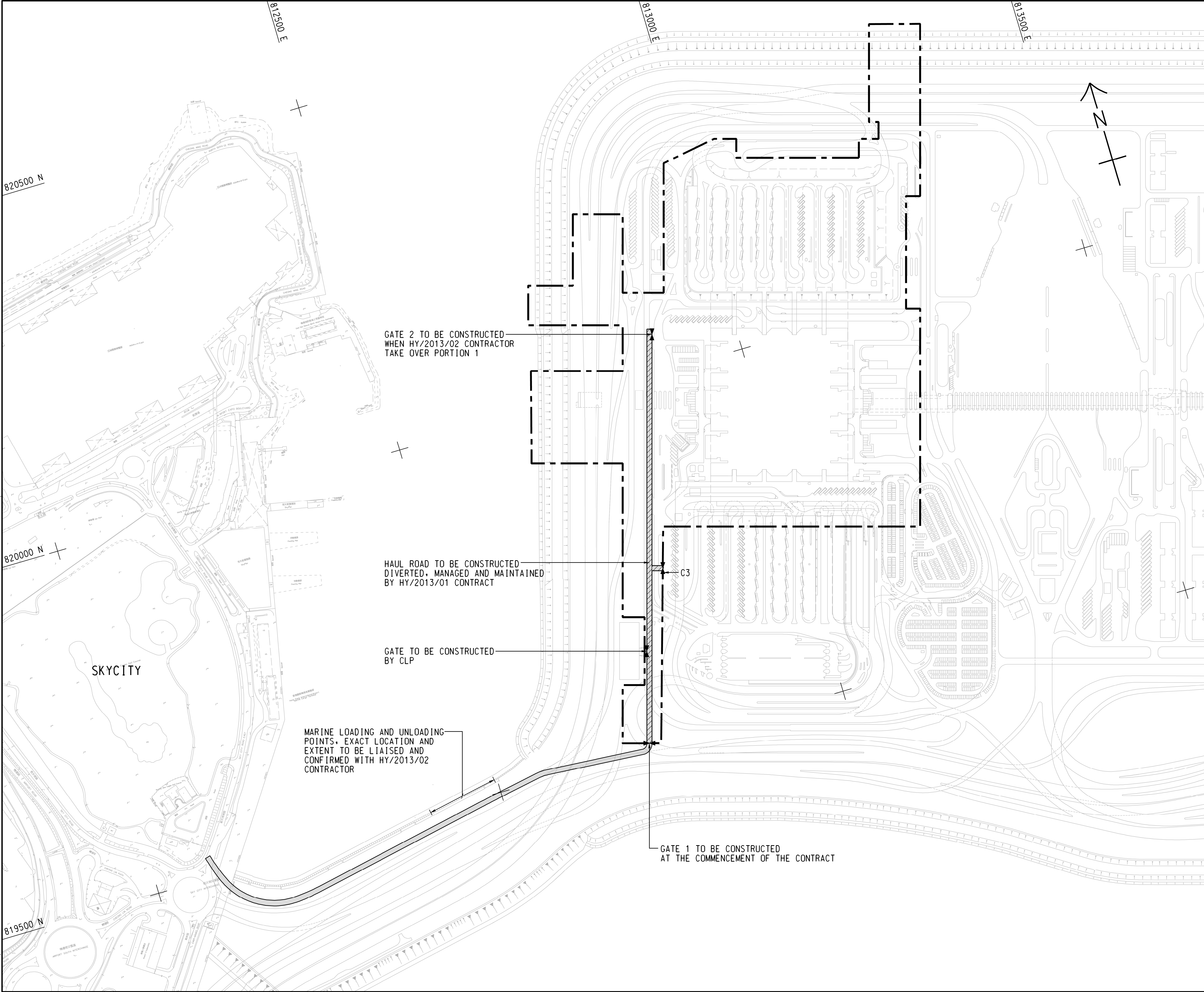
**AECOM**  
Rogers Stirk Harbour + Partners  
BURO HAPPOLD ATKINS ADI

**Aedas**

DRG.NO. 60191048/C1/000/C00/1000B  
圖紙編號

DESIGNED BY 設計	CONTRACT NO. 合約編號	P. B. APPROVED 名義人
BWCW	HY/2013/01	TKH
DRAWN BY 繪圖	STATUS 階段	<b>WORKING DRAWING</b>
WSY		
SCALE 比例	DIMENSIONS ARE IN 尺寸單位	
A1 1 : 25000	METRES	
© COPYRIGHT RESERVED 版權所有		





LOCATION PLAN  
SCALE 1 : 20000

- NOTES:
- COORDINATES ARE BASED ON HONG KONG METRIC GRID (1980) UNLESS OTHERWISE NOTED.
  - LEVELS ARE IN METRES RELATIVE TO HONG KONG PRINCIPAL DATUM (mPD) UNLESS OTHERWISE NOTED.
  - DIMENSIONS ARE IN METRES UNLESS OTHERWISE STATED.
  - SETTING OUT, DIMENSIONS, LEVELS, COORDINATES ARE TO BE CALCULATED BY THE CONTRACTOR. NO INFORMATION SHOULD BE SCALED PHYSICALLY OR ELECTRONICALLY FROM THE DRAWINGS OR FILES.
  - SITE ACCESS SHALL BE HARD PAVED WITH PROPER DRAINAGE PROVIDED. IT SHALL BE KEPT UNOBSTRUCTED AND UNDISRUPTED AT ALL TIMES.

- LEGEND:
- SITE BOUNDARY
  - 7.3m CLEAR WIDTH CONSTRUCTION HAUL ROAD
  - INDICATIVE 20m WIDE VEHICULAR ACCESS BY RECLAMATION CONTRACT HY/2010/02

REV.	DESCRIPTION	CHECKED	DATE
01	TENDER DRAWING	BWCW SCI	SEP.13

路政署  
HIGHWAYS DEPARTMENT  
港珠澳大橋香港工程管理局  
Hong Kong - Zhuhai - Macao Bridge Hong Kong Project Management Office

HONG KONG-ZHUHAI-MACAO BRIDGE  
HONG KONG BOUNDARY CROSSING FACILITIES  
- PASSENGER CLEARANCE BUILDING

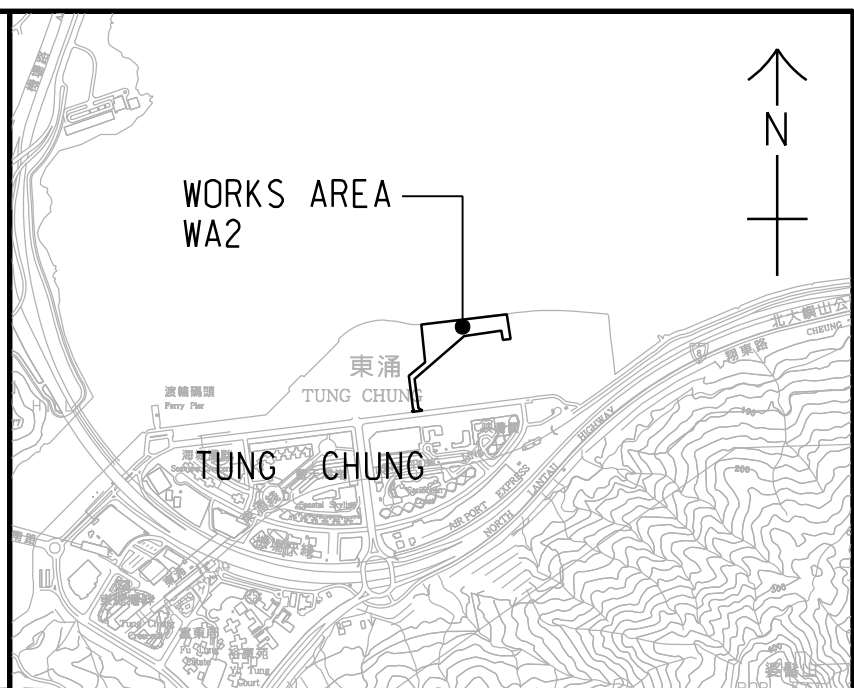
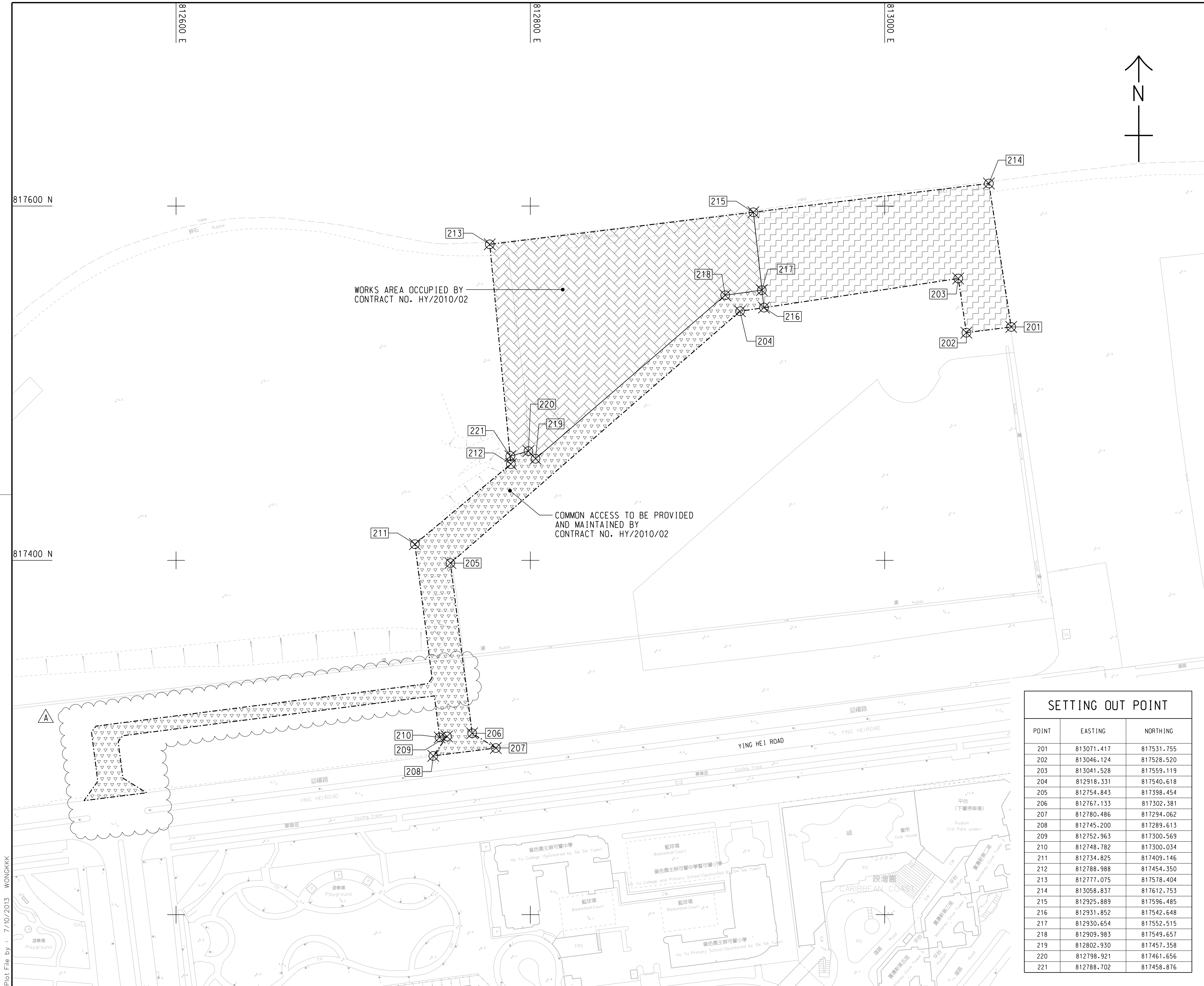
WORKS AREA WA1

**AECOM** **Aedas**  
Rogers Stirk Harbour + Partners  
BURO HAPPOLD ATKINS ADI

DRG.NO. 60191048/C1/000/C00/1044  
圖紙編號

DESIGNED BY 設計	CONTRACT NO. 合約編號	P. Dir. APPROVED 批准人
BWCW	HY/2013/01	EMSC
DRAWN BY 繪圖	STATUS 階段	
WSY		
SCALE 比例		
A1 1 : 2500		
DIMENSIONS ARE IN 尺寸單位		
METRES		

© COPYRIGHT RESERVED  
版權所有



LOCATION PLAN  
SCALE 1 : 25000

- NOTES:
- COORDINATES ARE RELATED TO HONG KONG METRIC GRID (1980).
  - DIMENSIONS ARE IN MILLIMETER AND CHAINAGE ARE IN METRES UNLESS OTHERWISE SHOWN.

- LEGEND:
- WORKS AREA BOUNDARY
  - PORTION 2.1
  - PORTION 2.2
  - PORTION 2.3

B	WORKING DRAWING	BWCW SCI JUN.14
A	TENDER ADDENDUM NO. 1	BWCW SCI OCT.13
-	TENDER DRAWING	BWCW SCI SEP.13
REV.	DESCRIPTION	CHECKED DATE
修訂	內容摘要	查核 日期



HONG KONG-ZHUHAI-MACAO BRIDGE  
HONG KONG BOUNDARY CROSSING FACILITIES  
- PASSENGER CLEARANCE BUILDING

WORKS AREA WA2

**AECOM**  
Rogers Stirk Harbour + Partners  
BURO HAPPOLD ATKINS ADI

**Aedas**

DRG.NO. 60191048/C1/000/C00/1041B  
圖紙編號

DESIGNED BY BWCW CONTRACT NO. HY/2013/01 P. BY APPROVED TKH  
設計 合約編號 查核人

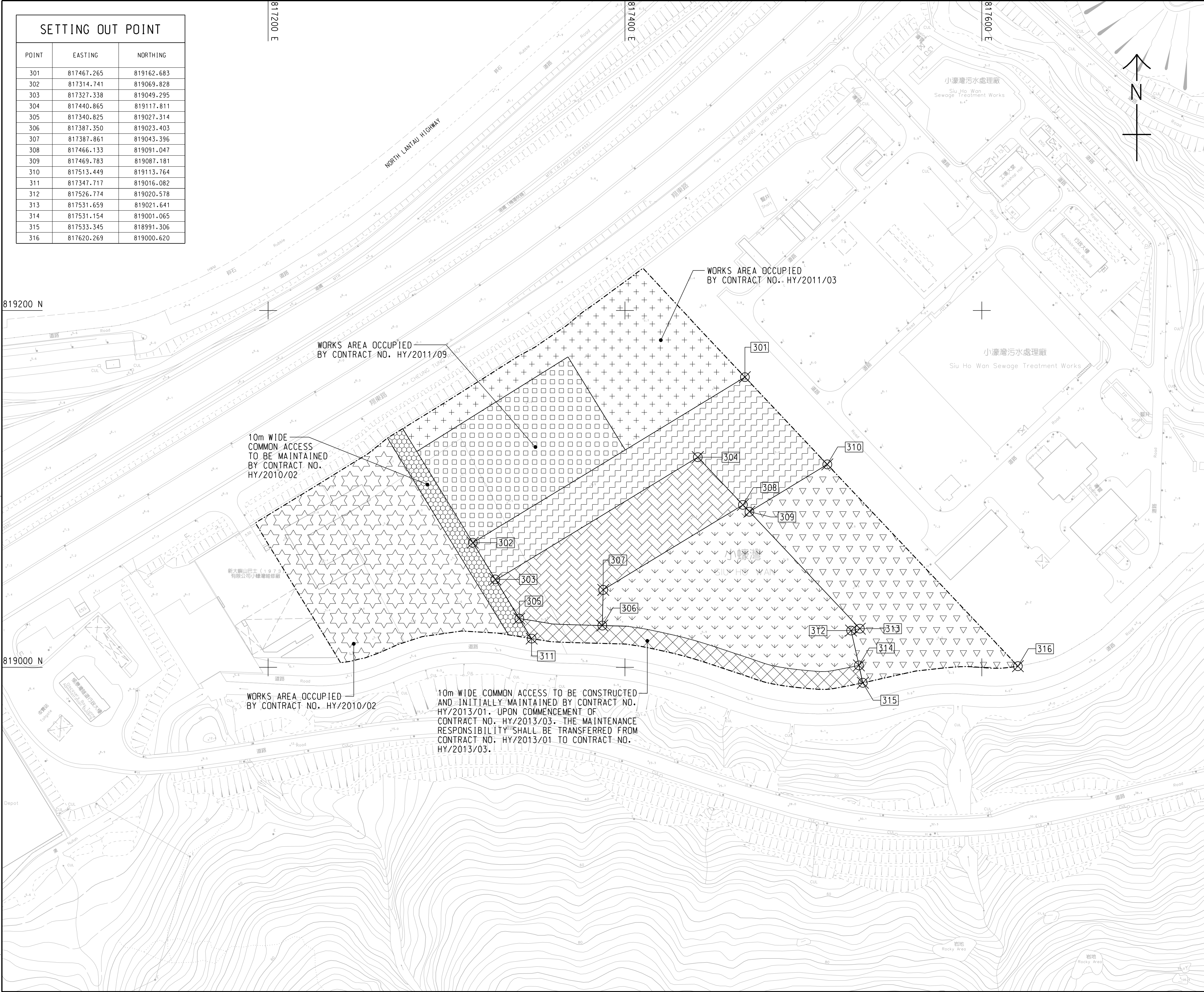
DRAWN BY WSY STATUS 制圖  
北角 A1 1 : 1000

DIMENSIONS ARE IN METRES

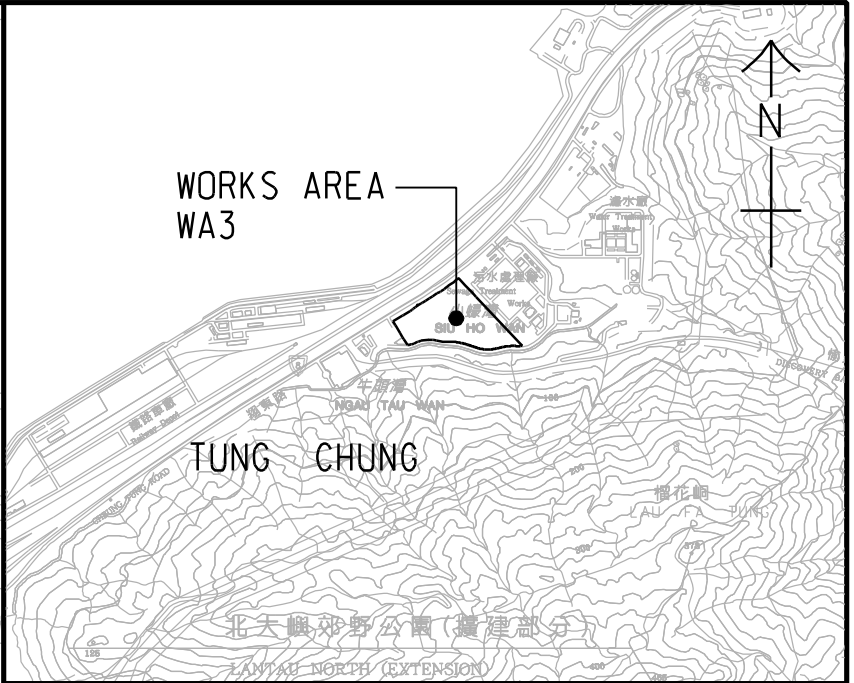
COPYRIGHT RESERVED  
版權所有

SETTING OUT POINT		
POINT	EASTING	NORTHING
201	813071.417	817531.755
202	813046.124	817528.520
203	813041.528	817559.119
204	812918.331	817540.618
205	812754.843	817398.454
206	812767.133	817302.381
207	812780.486	817294.062
208	812745.200	817289.613
209	812752.963	817300.569
210	812748.782	817300.034
211	812734.825	817409.146
212	812788.988	817454.350
213	812777.075	817578.404
214	813058.837	817612.753
215	812925.889	817596.485
216	812931.852	817542.648
217	812930.654	817552.515
218	812909.983	817549.657
219	812802.930	817457.358
220	812798.921	817461.656
221	812788.702	817458.876





SETTING OUT POINT		
POINT	EASTING	NORTHING
301	817467.265	819162.683
302	817314.741	819069.828
303	817327.338	819049.295
304	817440.865	819117.811
305	817340.825	819027.314
306	817387.350	819023.403
307	817387.861	819043.396
308	817466.133	819091.047
309	817469.783	819087.181
310	817513.449	819113.764
311	817347.717	819016.082
312	817526.774	819020.578
313	817531.659	819021.641
314	817531.154	819001.065
315	817533.345	818991.306
316	817620.269	819000.620



### LOCATION PLAN

SCALE 1 : 25000

**NOTES:**

- COORDINATES ARE RELATED TO HONG KONG METRIC GRID (1980).
- DIMENSIONS ARE IN MILLIMETER AND CHAINAGE ARE IN METRES UNLESS OTHERWISE SHOWN.

**LEGEND:**

---	WORKS AREA BOUNDARY
[Pattern]	PORTION 3.1
[Pattern]	PORTION 3.2
[Pattern]	PORTION 3.3
[Pattern]	PORTION 3.4
[Pattern]	PORTION 3.5
[Pattern]	PORTION 3.6
[Pattern]	PORTION 3.7
[Pattern]	PORTION 3.8
[Pattern]	PORTION 3.9

A	WORKING DRAWING	13 JUL 14
-	TENDER DRAWING	BWCW SCI JUN.14
REV.	DESCRIPTION	DATE
修訂	內容摘要	日期

**路政署 HIGHWAYS DEPARTMENT**  
**港珠澳大橋香港工程管理有限公司**  
Hong Kong - Zhuhai - Macao Bridge Hong Kong Project Management Office

HONG KONG-ZHUHAI-MACAO BRIDGE  
HONG KONG BOUNDARY CROSSING FACILITIES  
- PASSENGER CLEARANCE BUILDING

**WORKS AREA WA3**

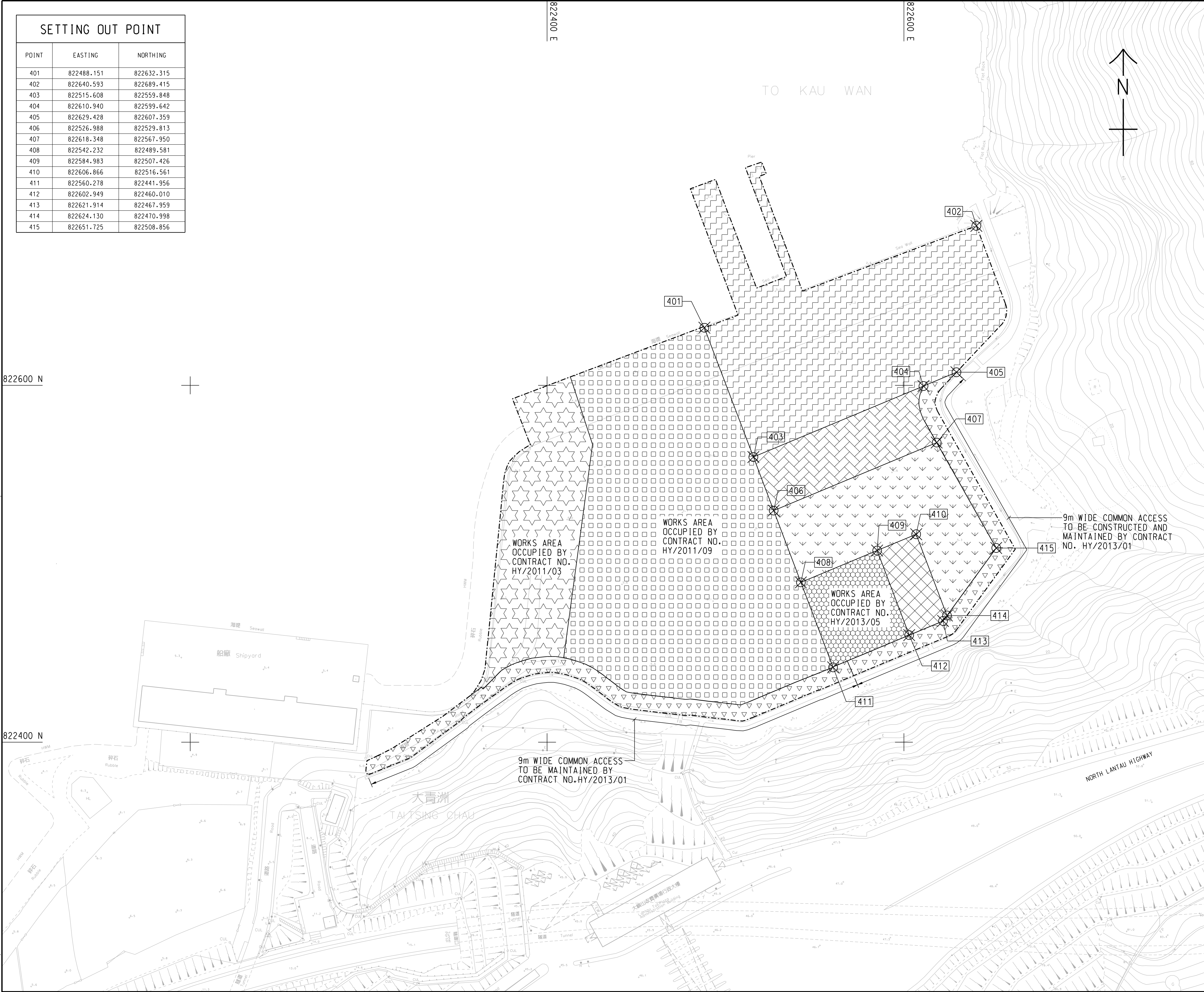
**AECOM**  
Rogers Stirk Harbour + Partners  
BURO HAPPOLD ATKINS ADI

**Aedas**

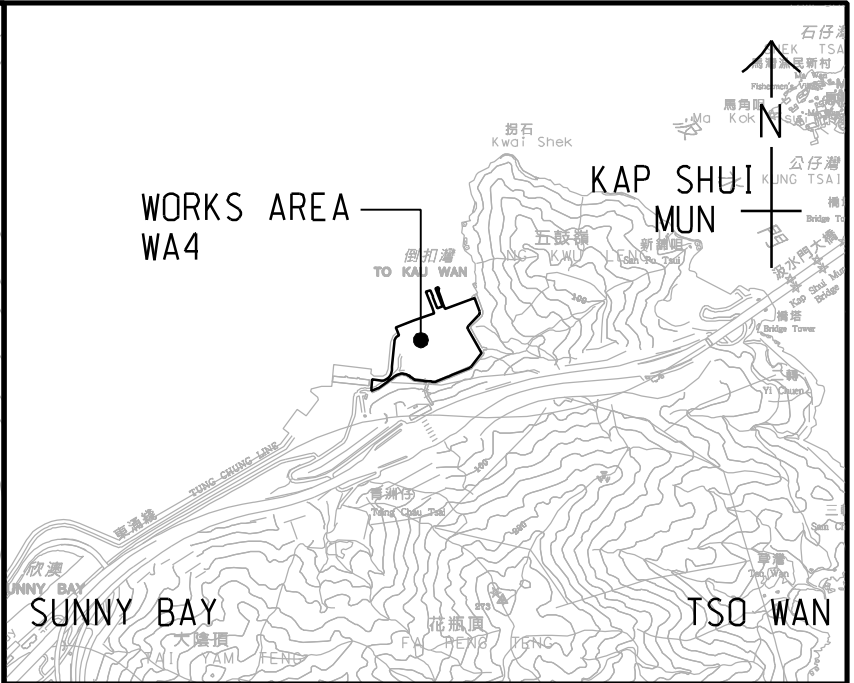
DRG.NO. 60191048/C1/000/C00/1042A  
圖紙編號

DESIGNED BY 設計	CONTRACT NO. 合約編號	P. BY 校對人
BWCW	HY/2013/01	TKH
DRAWN BY 繪圖	STATUS 制狀	
WSY		
SCALE 比例	<b>WORKING DRAWING</b>	
A1 1 : 1000		
DIMENSIONS ARE IN 尺寸單位	METRES	
COPYRIGHT RESERVED 版權所有		





SETTING OUT POINT		
POINT	EASTING	NORTHING
401	822488.151	822632.315
402	822640.593	822689.415
403	822515.608	822559.848
404	822610.940	822599.642
405	822629.428	822607.359
406	822526.988	822529.813
407	822618.348	822567.950
408	822542.232	822489.581
409	822584.983	822507.426
410	822606.866	822516.561
411	822560.278	822441.956
412	822602.949	822460.010
413	822621.914	822467.959
414	822624.130	822470.998
415	822651.725	822508.856



LOCATION PLAN  
SCALE 1 : 25000

- NOTES:
- COORDINATES ARE RELATED TO HONG KONG METRIC GRID (1980).
  - DIMENSIONS ARE IN MILLIMETER AND CHAINAGE ARE IN METRES UNLESS OTHERWISE SHOWN.

LEGEND:	
---	WORKS AREA BOUNDARY
[Pattern]	PORTION 4.1
[Pattern]	PORTION 4.2
[Pattern]	PORTION 4.3
[Pattern]	PORTION 4.4
[Pattern]	PORTION 4.5
[Pattern]	PORTION 4.6
[Pattern]	PORTION 4.7
[Pattern]	PORTION 4.8

REV.	DESCRIPTION	DATE
1	TENDER DRAWING	SEP. 13

HONG KONG-ZHUHAI-MACAO BRIDGE  
HONG KONG-BORDER CROSSING FACILITIES  
- PASSENGER CLEARANCE BUILDING

WORKS AREA WA4

**AECOM** Aedas  
Rogers Stirk Harbour + Partners  
BURO HAPPOLD ATKINS ADI

DRG.NO. 60191048/C1/000/C00/1043  
圖紙編號

DESIGNED BY 設計	CONTRACT NO. 合約編號	P. Dir. APPROVED 批准人
BWCW	HY/2013/01	EMSC
DRAWN BY 繪圖	STATUS 階段	
WSY		
SCALE 比例	DIMENSIONS ARE IN 尺寸單位	
A1 1 : 1000	METRES	

© COPYRIGHT RESERVED  
版權所有

822600 N

822400 N

Plot File by : 2013/9/10 WANGSY



# **APPENDIX B**

---

## **CONSTRUCTION PROGRAMME**

Contract No. HY/2013/01 Hong Kong-Zhuhai-Macao Bridge Hong Kong Boundary Crossing Facilities – Passenger Clearance Building Construction Programme

		Start	End	Days	Months	2014												2015												2016												2017											
						J	J	A	S	O	N	D	J	F	M	A	M	J	J	A	S	O	N	D	J	F	M	A	M	J	J	A	S	O	N	D	J	F	M	A	M												
						Year 1												Year 2												Year 3																							
						1	2	3	4	5	6	7	8	9	10	11	12	13	14	15	16	17	18	19	20	21	22	23	24	25	26	27	28	29	30	31	32	33	34	35	36												
0	Key Dates (KD1to KD9)	950 days + 365 days Establishment																																																			
1	Preliminaries	1	992	992	32.5																																																
2	Passenger Clearance Building (PCB) (KD10, KD11, KD12, KD13, KD14)																																																				
2a	Foundation	72	440	369	12.1																																																
2b	Superstructure	366	775	410	13.4																																																
2c	Metal Roof and Façade	476	895	420	13.8																																																
2d	Building Services	523	927	405	13.3																																																
2e	Architectural builder’s works and finishes (ABWF)	656	925	270	8.9																																																
3	Footbridge Links	86	905	820	26.9																																																
4	Public Toilets at South Public Transport Interchange (PTI)	72	284	213	7.0																																																
5	C&ED Observation Guard Booth	231	410	180	5.9																																																
6	Refuse Collection Point – Refuse Storage and Material Recovery Chamber (RSMRC)	231	410	180	5.9																																																
7	Generator Set Building	231	440	210	6.9																																																
8	North PTI Earth Mound	347	516	170	5.6																																																
9	Box Culvert A	86	495	410	13.4																																																
10	Marine Sediment Cement Stabilization	72	440	369	12.1																																																
11	Underground Drainage and Ducting Works	146	245	100	3.3																																																
12	Underground Sewerage Works	236	395	160	5.2																																																
13	Underground Waterworks	356	475	120	3.9																																																
14	Seawater Cooling Mains and Chilled Water Supply	72	300	229	7.5																																																
15	Roadworks – At-grade Roads, Pavings and Secondary Canopies	476	866	391	12.8																																																
16	Elevated Drop-off Area	86	385	300	9.8																																																
17	Road and Footpath Lighting	656	866	211	6.9																																																
18	Landscape Hardworks, Softworks and Establishment Works	687	986	300	9.8																																																

# **APPENDIX C**

---

## **ENVIRONMENTAL MITIGATION IMPLEMENTATION SCHEDULE (EMIS)**

## Environmental Mitigation Implementation Schedule – Hong Kong Boundary Crossing Facilities (Superstructures and Infrastructures)

EIA Ref.	EM&A Log Ref	Recommended Mitigation Measures	Objectives of the Recommended Measures & Main Concerns to address	Who to implement the measures?	Location of the measures	When to implement the measures?	What requirements or standards for the measures to achieve?
<b>Air Quality</b>							
S5.5.6.1	A1	1) The contractor shall follow the procedures and requirements given in the Air Pollution Control (Construction Dust) Regulation	Good construction site practices to control the dust impact at the nearby sensitive receivers to within the relevant criteria.	Contractor	All construction sites	Construction stage	To control the dust impact to within the HKAQO and TM-EIA criteria (Ref. 1-hr and 24hr TSP levels are $500 \mu\text{g m}^{-3}$ and $260 \mu\text{g m}^{-3}$ , respectively)
S5.5.6.2	A2	2) Proper watering of exposed spoil should be undertaken throughout the construction phase: <ul style="list-style-type: none"> <li>Any excavated or stockpile of dusty material should be covered entirely by impervious sheeting or sprayed with water to maintain the entire surface wet and then removed or backfilled or reinstated where practicable within 24 hours of the excavation or unloading;</li> <li>Any dusty materials remaining after a stockpile is removed should be wetted with water and cleared from the surface of roads;</li> <li>A stockpile of dusty material should not be extend beyond the pedestrian barriers, fencing or traffic cones.</li> <li>The load of dusty materials on a vehicle leaving a construction site should be covered entirely by impervious sheeting to ensure that the dusty materials do not leak from the vehicle;</li> <li>Where practicable, vehicle washing facilities with high pressure water jet should be provided at every discernible or designated vehicle exit point. The area where vehicle washing takes place and the road section between the washing facilities and the exit point should be paved with concrete, bituminous materials or hardcores;</li> </ul>	Good construction site practices to control the dust impact at the nearby sensitive receivers to within the relevant criteria.	Contractor	All construction sites	Construction stage	To control the dust impact to within the HKAQO and TM-EIA criteria (Ref. 1-hr and 24hr TSP levels are $500 \mu\text{g m}^{-3}$ and $260 \mu\text{g m}^{-3}$ , respectively)

EIA Ref.	EM&A Log Ref	Recommended Mitigation Measures	Objectives of the Recommended Measures & Main Concerns to address	Who to implement the measures?	Location of the measures	When to implement the measures?	What requirements or standards for the measures to achieve?
S5.5.6.2	A2	<ul style="list-style-type: none"> <li>When there are open excavation and reinstatement works, hoarding of not less than 2.4m high should be provided as far as practicable along the site boundary with provision for public crossing. Good site practice shall also be adopted by the Contractor to ensure the conditions of the hoardings are properly maintained throughout the construction period;</li> <li>The portion of any road leading only to construction site that is within 30m of a vehicle entrance or exit should be kept clear of dusty materials;</li> <li>Surfaces where any pneumatic or power-driven drilling, cutting, polishing or other mechanical breaking operation takes place should be sprayed with water or a dust suppression chemical continuously;</li> <li>Any area that involves demolition activities should be sprayed with water or a dust suppression chemical immediately prior to, during and immediately after the activities so as to maintain the entire surface wet;</li> <li>Where a scaffolding is erected around the perimeter of a building under construction, effective dust screens, sheeting or netting should be provided to enclose the scaffolding from the ground floor level of the building, or a canopy should be provided from the first floor level up to the highest level of the scaffolding;</li> <li>Any skip hoist for material transport should be totally enclosed by impervious sheeting;</li> <li>Every stock of more than 20 bags of cement or dry pulverised fuel ash (PFA) should be covered entirely by impervious sheeting or placed in an area sheltered on the top and the 3 sides</li> </ul>	Good construction site practices to control the dust impact at the nearby sensitive receivers to within the relevant criteria.	Contractor	All construction sites	Construction stage	To control the dust impact to within the HKAQO and TM-EIA criteria (Ref. 1-hr and 24hr TSP levels are $500 \mu\text{g m}^{-3}$ and $260 \mu\text{g m}^{-3}$ , respectively)

EIA Ref.	EM&A Log Ref	Recommended Mitigation Measures	Objectives of the Recommended Measures & Main Concerns to address	Who to implement the measures?	Location of the measures	When to implement the measures?	What requirements or standards for the measures to achieve?
S5.5.6.2	A2	<ul style="list-style-type: none"> <li>Cement or dry PFA delivered in bulk should be stored in a closed silo fitted with an audible high level alarm which is interlocked with the material filling line and no overfilling is allowed;</li> <li>Loading, unloading, transfer, handling or storage of bulk cement or dry PFA should be carried out in a totally enclosed system or facility, and any vent or exhaust should be fitted with an effective fabric filter or equivalent air pollution control system; and</li> <li>Exposed earth should be properly treated by compaction, turfing, hydroseeding, vegetation planting or sealing with latex, vinyl, bitumen, shotcrete or other suitable surface stabiliser within six months after the last construction activity on the construction site or part of the construction site where the exposed earth lies.</li> </ul>	Good construction site practices to control the dust impact at the nearby sensitive receivers to within the relevant criteria.	Contractor	All construction sites	Construction stage	To control the dust impact to within the HKAQO and TM-EIA criteria (Ref. 1-hr and 24hr TSP levels are $500 \mu\text{gm}^{-3}$ and $260 \mu\text{gm}^{-3}$ , respectively)
S5.5.6.3	A3	3) The Contractor should undertake proper watering on all exposed spoil (with at least 8 times per day) throughout the construction phase.	Control construction dust	Contractor	All construction sites	Construction stage	To control the dust impact
S5.5.6.4	A4	4) Engineer to incorporate the controlled measures into the Particular Specification (PS) for the civil work. The PS should also draw the contractor's attention to the relevant latest Practice Notes issued by EPD.	Control construction dust	Engineer	All construction sites	Design Stage	Air Pollution Control (Construction Dust) Regulation
S5.5.6.4	A5	5) Implement regular dust monitoring under EM&A programme during the construction stage.	Monitor the 24 hr and 1hr TSP levels at the representative dust monitoring stations to ensure compliance with relevant criteria throughout the construction period.	Contractor	Selected representative dust monitoring station	Construction stage	<ul style="list-style-type: none"> <li>Air Pollution Control (Construction Dust) Regulation</li> <li>To control the dust impact to within the HKAQO and TM-EIA criteria (Ref. 1-hr and 24hr TSP levels are <math>500 \mu\text{gm}^{-3}</math> and <math>260 \mu\text{gm}^{-3}</math>, respectively)</li> </ul>

EIA Ref.	EM&A Log Ref	Recommended Mitigation Measures	Objectives of the Recommended Measures & Main Concerns to address	Who to implement the measures?	Location of the measures	When to implement the measures?	What requirements or standards for the measures to achieve?
S5.5.7.1	A6	<p>The following mitigation measures should be adopted to prevent fugitive dust emissions for concrete batching plant:</p> <ul style="list-style-type: none"> <li>• Loading, unloading, handling, transfer or storage of any dusty materials should be carried out in totally enclosed system;</li> <li>• All dust-laden air or waste gas generated by the process operations should be properly extracted and vented to fabric filtering system to meet the emission limits for TSP;</li> <li>• Vents for all silos and cement/pulverised fuel ash (PFA) weighing scale should be fitted with fabric filtering system;</li> <li>• The materials which may generate airborne dusty emissions should be wetted by water spray system;</li> <li>• All receiving hoppers should be enclosed on three sides up to 3m above unloading point;</li> <li>• All conveyor transfer points should be totally enclosed;</li> <li>• All access and route roads within the premises should be paved and wetted; and</li> <li>• Vehicle cleaning facilities should be provided and used by all concrete trucks before leaving the premises to wash off any dust on the wheels and/or body.</li> </ul>	Monitor the 24 hr and 1hr TSP levels at the representative dust monitoring stations to ensure compliance with relevant criteria throughout the construction period.	Contractor	Selected representative dust monitoring station	Construction stage	<ul style="list-style-type: none"> <li>• Air Pollution Control (Construction Dust) Regulation</li> <li>• To control the dust impact to within the HKAQO and TM-EIA criteria (Ref. 1- hr and 24hr TSP levels are 500 <math>\mu\text{g m}^{-3}</math> and 260 <math>\mu\text{g m}^{-3}</math>, respectively)</li> </ul>
S5.5.2.7	A7	<p>The following mitigation measures should be adopted to prevent fugitive dust emissions at barging point:</p> <ul style="list-style-type: none"> <li>• All road surface within the barging facilities will be paved;</li> <li>• Dust enclosures will be provided for the loading ramp;</li> <li>• Vehicles will be required to pass through designated wheels wash facilities; and</li> <li>• Continuous water spray at the loading points.</li> </ul>	Control construction dust	Contractor	All construction sites	Construction stage	Air Pollution Control (Construction Dust) Regulation

EIA Ref.	EM&A Log Ref	Recommended Mitigation Measures	Objectives of the Recommended Measures & Main Concerns to address	Who to implement the measures?	Location of the measures	When to implement the measures?	What requirements or standards for the measures to achieve?
<b>Construction Noise (Air borne)</b>							
S6.4.10	N1	<p>1) Use of good site practices to limit noise emissions by considering the following:</p> <ul style="list-style-type: none"> <li>only well-maintained plant should be operated on-site and plant should be serviced regularly during the construction programme;</li> <li>machines and plant (such as trucks, cranes) that may be in intermittent use should be shut down between work periods or should be throttled down to a minimum;</li> <li>plant known to emit noise strongly in one direction, where possible, be orientated so that the noise is directed away from nearby NSRs;</li> <li>silencers or mufflers on construction equipment should be properly fitted and maintained during the construction works;</li> <li>mobile plant should be sited as far away from NSRs as possible and practicable;</li> <li>material stockpiles, mobile container site office and other structures should be effectively utilised, where practicable, to screen noise from on-site construction activities.</li> </ul>	Control construction airborne noise by means of good site practices	Contractor	All construction sites	Construction stage	Noise Control Ordinance
S6.4.11	N2	2) Install temporary hoarding located on the site boundaries between noisy construction activities and NSRs. The conditions of the hoardings shall be properly maintained throughout the construction period.	Reduce the construction noise levels at low-level zone of NSRs through partial screening.	Contractor	All construction sites	Construction stage	<ul style="list-style-type: none"> <li>Noise Control Ordinance</li> <li>Annex 5, TM-EIA</li> </ul>
S6.4.12	N3	3) Install movable noise barriers (typically density @14kg/m <sup>2</sup> ), acoustic mat or full enclosure close to noisy plants including air compressor, generators, saw.	Screen the noisy plant items to be used at all construction sites	Contractor	For plant items listed in Appendix 6D of the EIA report at all construction sites	Construction stage	<ul style="list-style-type: none"> <li>Noise Control Ordinance</li> <li>Annex 5, TM-EIA</li> <li>75dB(A) for residential premises</li> <li>The movable barrier should achieve at least 5dB(A) and the full enclosure should be designed to achieve 10dB(A)</li> </ul>



EIA Ref.	EM&A Log Ref	Recommended Mitigation Measures	Objectives of the Recommended Measures & Main Concerns to address	Who to implement the measures?	Location of the measures	When to implement the measures?	What requirements or standards for the measures to achieve?
S6.4.13	N4	4) Select "Quiet plants" which comply with the BS 5228 Part 1 or TM standards.	Reduce the noise levels of plant items	Contractor	For plant items listed in Appendix 6D of the EIA report at all construction sites	Construction stage	<ul style="list-style-type: none"> <li>• Noise Control Ordinance &amp; its TM</li> <li>• Annex 5, TM-EIA</li> </ul>
S6.4.14	N5	5) Sequencing operation of construction plants where practicable.	Operate sequentially within the same work site to reduce the construction airborne noise	Contractor	All construction sites where practicable	Construction stage	<ul style="list-style-type: none"> <li>• Noise Control Ordinance</li> <li>• Annex 5, TM-EIA</li> </ul>
	N6	6) Implement a noise monitoring under EM&A programme.	Monitor the construction noise levels at the selected representative locations	Contractor	Selected representative noise monitoring station	Construction stage	<ul style="list-style-type: none"> <li>• Noise Control Ordinance</li> <li>• Annex 5, TM-EIA</li> <li>• 75dB(A) for residential premises</li> </ul>
<b>Sediment</b>							
S7.3	S1	1) The requirements as recommended in ETWB TC 34/2002 Management of Dredged/Excavated Sediment shall be included in the Particular Specification as appropriate.	Develop sediment disposal arrangement	Engineer	All construction sites	Design stage	<ul style="list-style-type: none"> <li>• Waste Disposal Ordinance</li> <li>• ETWB TC 34/2002</li> </ul>

EIA Ref.	EM&A Log Ref	Recommended Mitigation Measures	Objectives of the Recommended Measures & Main Concerns to address	Who to implement the measures?	Location of the measures	When to implement the measures?	What requirements or standards for the measures to achieve?
<b>Waste Management (Construction Waste)</b>							
S8.3.8	WM1	<p><u>Construction and Demolition Material</u></p> <p>The following mitigation measures should be implemented in handling the waste:</p> <ul style="list-style-type: none"> <li>• Maintain temporary stockpiles and reuse excavated fill material for backfilling and reinstatement;</li> <li>• Carry out on-site sorting;</li> <li>• Make provisions in the Contract documents to allow and promote the use of recycled aggregates where appropriate;</li> <li>• Adopt 'Selective Demolition' technique to demolish the existing structures and facilities with a view to recovering broken concrete effectively for recycling purpose, where possible;</li> <li>• Implement a trip-ticket system for each works contract to ensure that the disposal of C&amp;D materials are properly documented and verified; and</li> <li>• Implement an enhanced Waste Management Plan similar to ETWB TC (Works) No. 19/2005 – "Environmental Management on Construction Sites" to encourage on-site sorting of C&amp;D materials and to minimize their generation during the course of construction.</li> <li>• In addition, disposal of the C&amp;D materials onto any sensitive locations such as agricultural lands, etc. should be avoided. The Contractor shall propose the final disposal sites to the Project Proponent and get its approval before implementation.</li> </ul>	Good site practice to minimize the waste generation and recycle the C&D materials as far as practicable so as to reduce the amount for final disposal	Contractor	All construction sites	Construction stage	<ul style="list-style-type: none"> <li>• Land (Miscellaneous Provisions) Ordinance</li> <li>• Waste Disposal Ordinance</li> <li>• ETWB TC 19/2005</li> </ul>

EIA Ref.	EM&A Log Ref	Recommended Mitigation Measures	Objectives of the Recommended Measures & Main Concerns to address	Who to implement the measures?	Location of the measures	When to implement the measures?	What requirements or standards for the measures to achieve?
S8.3.9-S8.3.11	WM2	<p><u>C&amp;D Waste</u></p> <ul style="list-style-type: none"> <li>Standard formwork or pre-fabrication should be used as far as practicable in order to minimise the arising of C&amp;D materials. The use of more durable formwork or plastic facing for the construction works should be considered. Use of wooden hoardings should not be used, as in other projects. Metal hoarding should be used to enhance the possibility of recycling. The purchasing of construction materials will be carefully planned in order to avoid over ordering and wastage.</li> <li>The Contractor should recycle as much of the C&amp;D materials as possible on-site. Public fill and C&amp;D waste should be segregated and stored in different containers or skips to enhance reuse or recycling of materials and their proper disposal. Where practicable, concrete and masonry can be crushed and used as fill. Steel reinforcement bar can be used by scrap steel mills. Different areas of the sites should be considered for such segregation and storage.</li> </ul>	Good site practice to minimize the waste generation and recycle the C&D materials as far as practicable so as to reduce the amount for final disposal	Contractor	All construction sites	Construction stage	<ul style="list-style-type: none"> <li>Land (Miscellaneous Provisions) Ordinance</li> <li>Waste Disposal Ordinance</li> <li>ETWB TC 19/2005</li> </ul>
S8.2.12-S8.3.15	WM3	<p><u>Chemical Waste</u></p> <ul style="list-style-type: none"> <li>Chemical waste that is produced, as defined by Schedule 1 of the Waste Disposal (Chemical Waste) (General) Regulation, should be handled in accordance with the Code of Practice on the Packaging, Labelling and Storage of Chemical Wastes.</li> <li>Containers used for the storage of chemical wastes should be suitable for the substance they are holding, resistant to corrosion, maintained in a good condition, and securely closed; have a capacity of less than 450 liters unless the specification has been approved by the EPD; and display a label in English and Chinese in accordance with instructions prescribed in Schedule 2 of the regulation.</li> <li>The storage area for chemical wastes should be clearly labelled and used solely for the storage of chemical waste; enclosed on at least 3 sides; have an impermeable floor and bunding of sufficient capacity to accommodate 110% of the volume of the largest container or 20 % of the total volume of waste stored in that area, whichever is the greatest; have adequate ventilation; covered to prevent rainfall entering; and arranged so that incompatible materials are adequately separated.</li> </ul>	Control the chemical waste and ensure proper storage, handling and disposal.	Contractor	All construction sites	Construction stage	<ul style="list-style-type: none"> <li>Waste Disposal (Chemical Waste) (General) Regulation</li> <li>Code of Practice on the Packaging, Labelling and Storage of Chemical Waste</li> </ul>

EIA Ref.	EM&A Log Ref	Recommended Mitigation Measures	Objectives of the Recommended Measures & Main Concerns to address	Who to implement the measures?	Location of the measures	When to implement the measures?	What requirements or standards for the measures to achieve?
		<ul style="list-style-type: none"> <li>Disposal of chemical waste should be via a licensed waste collector; be to a facility licensed to receive chemical waste, such as the Chemical Waste Treatment Centre which also offers a chemical waste collection service and can supply the necessary storage containers; or be to a reuser of the waste, under approval from the EPD.</li> </ul>					
S8.3.16	WM4	<u>Sewage</u> <ul style="list-style-type: none"> <li>Adequate numbers of portable toilets should be provided for the workers. The portable toilets should be maintained in a state, which will not deter the workers from utilizing these portable toilets. Night soil should be collected by licensed collectors regularly.</li> </ul>	Proper handling of sewage from worker to avoid odour, pest and litter impacts	Contractor	All construction sites	Construction stage	Waste Disposal Ordinance
S8.3.17	WM5	<u>General Refuse</u> <ul style="list-style-type: none"> <li>General refuse generated on-site should be stored in enclosed bins or compaction units separately from construction and chemical wastes.</li> <li>A reputable waste collector should be employed by the Contractor to remove general refuse from the site, separately from construction and chemical wastes, on a daily basis to minimize odour, pest and litter impacts. Burning of refuse on construction sites is prohibited by law.</li> <li>Aluminium cans are often recovered from the waste stream by individual collectors if they are segregated and made easily accessible. Separate labelled bins for their deposit should be provided if feasible.</li> <li>Office wastes can be reduced through the recycling of paper if volumes are large enough to warrant collection. Participation in a local collection scheme should be considered by the Contractor. In addition, waste separation facilities for paper, aluminum cans, plastic bottles etc., should be provided.</li> <li>Training should be provided to workers about the concepts of site cleanliness and appropriate waste management procedure, including reduction, reuse and recycling of wastes.</li> </ul>	Minimize production of the general refuse and avoid odour, pest and litter impacts	Contractor	All construction sites	Construction stage	Waste Disposal Ordinance

EIA Ref.	EM&A Log Ref	Recommended Mitigation Measures	Objectives of the Recommended Measures & Main Concerns to address	Who to implement the measures?	Location of the measures	When to implement the measures?	What requirements or standards for the measures to achieve?
<b>Water Quality (Construction Phase)</b>							
S9.11.1.7	W2	<p><u>Land Works</u></p> <p>General construction activities on land should also be governed by standard good working practice. Specific measures to be written into the works contracts should include:</p> <ul style="list-style-type: none"> <li>wastewater from temporary site facilities should be controlled to prevent direct discharge to surface or marine waters;</li> <li>sewage effluent and discharges from on-site kitchen facilities shall be directed to Government sewer in accordance with the requirements of the WPCO or collected for disposal offsite. The use of soakaways shall be avoided;</li> <li>storm drainage shall be directed to storm drains via adequately designed sand/silt removal facilities such as sand traps, silt traps and sediment basins. Channels, earth bunds or sand bag barriers should be provided on site to properly direct stormwater to such silt removal facilities. Catchpits and perimeter channels should be constructed in advance of site formation works and earthworks;</li> <li>silt removal facilities, channels and manholes shall be maintained and any deposited silt and grit shall be removed regularly, including specifically at the onset of and after each rainstorm;</li> <li>temporary access roads should be surfaced with crushed stone or gravel;</li> <li>rainwater pumped out from trenches or foundation excavations should be discharged into storm drains via silt removal facilities;</li> <li>measures should be taken to prevent the washout of construction materials, soil, silt or debris into any drainage system;</li> <li>open stockpiles of construction materials (e.g. aggregates and sand) on site should be covered with tarpaulin or similar fabric during rainstorms;</li> <li>manholes (including any newly constructed ones) should always be adequately covered and temporarily sealed so as to prevent silt, construction materials or debris from getting into the drainage system, and to prevent storm run-off from getting into foul sewers;</li> <li>discharges of surface run-off into foul sewers must always be prevented in order not to unduly overload the foul sewerage system;</li> </ul>	To control construction water quality	Contractor	Land-based works areas	Construction stage	TM-EIAO

EIA Ref.	EM&A Log Ref	Recommended Mitigation Measures	Objectives of the Recommended Measures & Main Concerns to address	Who to implement the measures?	Location of the measures	When to implement the measures?	What requirements or standards for the measures to achieve?
S9.11.1.7	W2	<ul style="list-style-type: none"> <li>all vehicles and plant should be cleaned before they leave the construction site to ensure that no earth, mud or debris is deposited by them on roads. A wheel washing bay should be provided at every site exit;</li> <li>wheel wash overflow shall be directed to silt removal facilities before being discharged to the storm drain;</li> <li>the section of construction road between the wheel washing bay and the public road should be surfaced with crushed stone or coarse gravel;</li> <li>wastewater generated from concreting, plastering, internal decoration, cleaning work and other similar activities, shall be screened to remove large objects;</li> <li>vehicle and plant servicing areas, vehicle wash bays and lubrication facilities shall be located under roofed areas. The drainage in these covered areas shall be connected to foul sewers via a petrol interceptor in accordance with the requirements of the WPCO or collected for off site disposal;</li> <li>the contractors shall prepare an oil / chemical cleanup plan and ensure that leakages or spillages are contained and cleaned up immediately;</li> <li>waste oil should be collected and stored for recycling or disposal, in accordance with the Waste Disposal Ordinance;</li> <li>all fuel tanks and chemical storage areas should be provided with locks and be sited on sealed areas. The storage areas should be surrounded by bunds with a capacity equal to 110% of the storage capacity of the largest tank; and</li> <li>surface run-off from bunded areas should pass through oil/grease traps prior to discharge to the stormwater system.</li> </ul>	To control construction water quality	Contractor	Land-based works areas	Construction stage	TM-EIAO

EIA Ref.	EM&A Log Ref	Recommended Mitigation Measures	Objectives of the Recommended Measures & Main Concerns to address	Who to implement the measures?	Location of the measures	When to implement the measures?	What requirements or standards for the measures to achieve?
<b>Ecology (Construction Phase)</b>							
S10.7	E4	<ul style="list-style-type: none"> <li>Watering to reduce dust generation; prevention of siltation of freshwater habitats; Site runoff should be desilted, to reduce the potential for suspended sediments, organics and other contaminants to enter streams and standing freshwater</li> </ul>	Prevent Sedimentation from Land-based works areas	Contractor	Land-based works areas	During construction	TM-Water
S10.7	E5	<ul style="list-style-type: none"> <li>Good site practices, including strictly following the permitted works hours, using quieter machines where practicable, and avoiding excessive lightings during night time</li> </ul>	Prevent disturbance to terrestrial fauna and habitats	Contractor	Land-based works areas	During construction	
S10.7	E8	<ul style="list-style-type: none"> <li>Control vessel speed</li> <li>Skipper training</li> <li>Predefined and regular routes for working vessels; avoid Brother Islands.</li> </ul>	Minimise marine traffic disturbance on dolphins	Contractor	Marine traffic	During construction	
<b>Fisheries</b>							
S11.7	F4	<ul style="list-style-type: none"> <li>Maritime Oil Spill Response Plan (MOSRP);</li> <li>Contingency plan.</li> </ul>	Minimise impacts on marine water quality impacts	Marine Department	HKBCF	During operation	

EIA Ref.	EM&A Log Ref	Recommended Mitigation Measures	Objectives of the Recommended Measures & Main Concerns to address	Who to implement the measures?	Location of the measures	When to implement the measures?	What requirements or standards for the measures to achieve?
<b>Landscape &amp; Visual (Detailed Design Phase)</b>							
S14.3.3.1	LV1	<p>General design measures include:</p> <ul style="list-style-type: none"> <li>Roadside planting and planting along the edge of the HKBCF Island is proposed;</li> <li>Transplanting of mature trees in good health and amenity value where appropriate and reinstatement of areas disturbed during construction by compensatory hydro-seeding and planting;</li> <li>Protection measures for the trees to be retained during construction activities;</li> <li>Optimizing the sizes and spacing of the bridge columns; Fine-tuning the location of the bridge columns to avoid visually-sensitive locations;</li> <li>Maximizing new tree, shrub and other vegetation planting to compensate tree felled and vegetation removed;</li> <li>Providing planting area around peripheral of HKBCF for tree planting screening effect;</li> <li>Providing salt-tolerant native trees along the planter strip at affected seawall and newly reclaimed coastline;</li> <li>For HKBCF, providing aesthetic architectural design on the related buildings (e.g. similar materials for PCB building facade to Airport buildings, roof planting and subtle materials for other facilities buildings and so on), and the related infrastructure (e.g. parapet planting and transparent cover for elevated footbridges) to provide harmonious atmosphere of the HKBCF; and</li> <li>Fine-tuning the sizes of the structural members to minimize the bulkiness of buildings and adjustment of building arrangement to minimise disturbance to surrounding vegetation in the HKBCF.</li> </ul>	Minimise visual & landscape impact	Detailed designer	HKBCF	Design Stage	



EIA Ref.	EM&A Log Ref	Recommended Mitigation Measures	Objectives of the Recommended Measures & Main Concerns to address	Who to implement the measures?	Location of the measures	When to implement the measures?	What requirements or standards for the measures to achieve?
<b>Landscape &amp; Visual (Construction Phase)</b>							
S14.3.3.3	LV2	<p>Mitigate both Landscape and Visual Impacts</p> <p>G1. Grass-hydroseed bare soil surface and stock pile areas.</p> <p>G2. Add planting strip and automatic irrigation system if appropriate at some portions of bridge footbridge to screen bridge and traffic.</p> <p>G3. Not applicable as this is for HKLR.</p> <p>G4. For HKBCF, providing aesthetic architectural design on the related buildings (e.g. similar materials for PCB building facade to Airport buildings, roof planting and subtle materials for other facilities buildings and so on), and the related infrastructure (e.g. parapet planting and transparent cover for elevated footbridges) to provide harmonious atmosphere of the HKBCF</p> <p>G5. Vegetation reinstatement and upgrading to disturbed areas</p> <p>G6. Maximizing new tree shrub and other vegetation planting to compensate tree felled and vegetation removed</p> <p>G7. Providing planting area around peripheral of HKBCF for tree planting screening effect;</p> <p>G8. Plant salt-tolerant native and shrubs etc along the planter strip at affected seawall.</p> <p>G9. Reserve of loose natural granite rocks for re-use. Provide new coastline to adopt "natural-look" by means of using armour rocks in the form of natural rock materials and planting strip area accommodating screen buffer to enhance "natural-look" of the new coastline.</p>	Minimise visual & landscape impact	Contractor	HKBCF	Construction stage	
S14.3.3.3	LV3	<p><u>Mitigate Visual Impacts</u></p> <p>V1.Minimize time for construction activities during construction period.</p> <p>V2.Provide screen hoarding at the portion of the project site / works areas / storage areas near VSRs who have close low-level views to the Project during HKBCF construction.</p>					

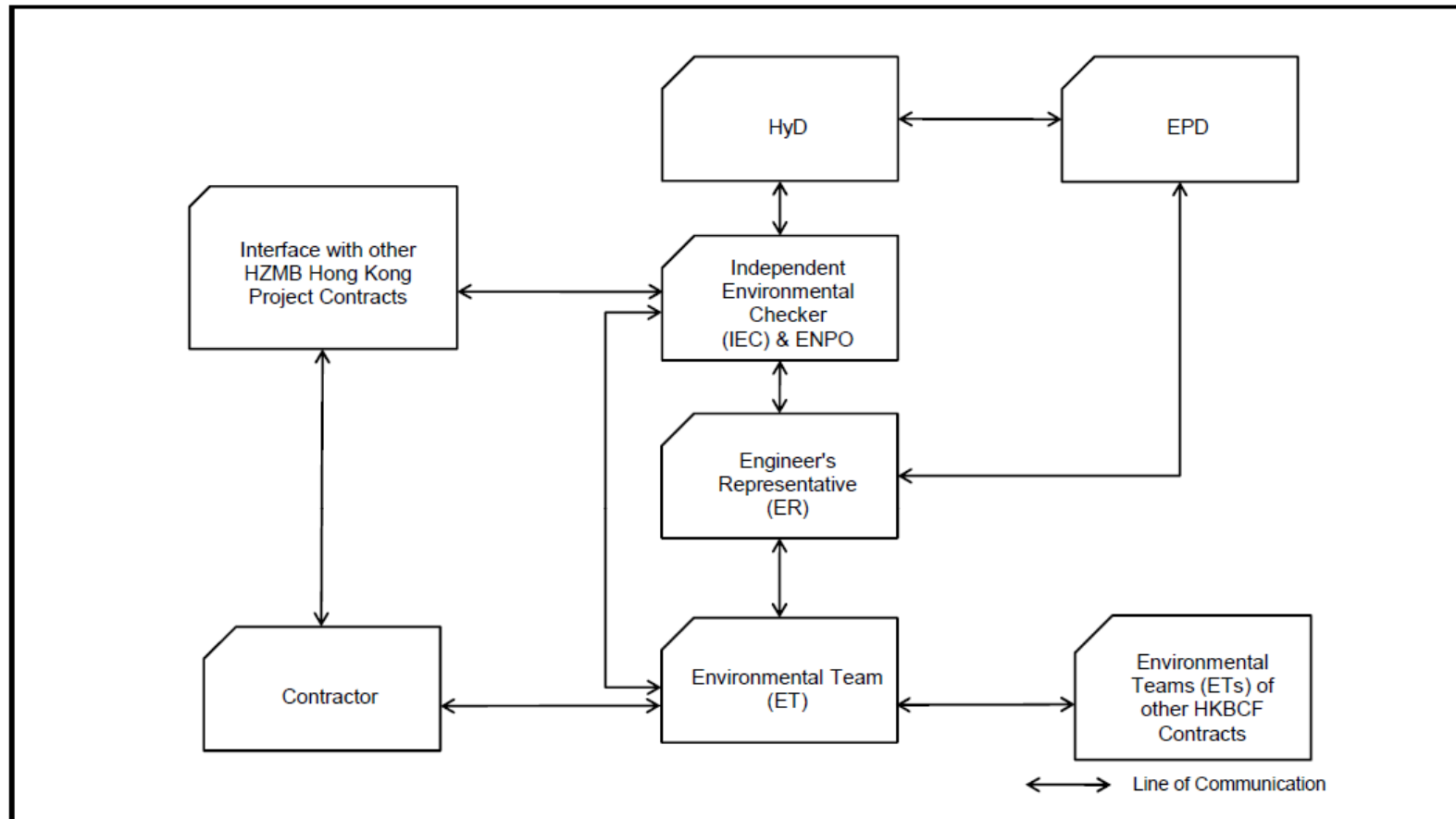
EIA Ref.	EM&A Log Ref	Recommended Mitigation Measures	Objectives of the Recommended Measures & Main Concerns to address	Who to implement the measures?	Location of the measures	When to implement the measures?	What requirements or standards for the measures to achieve?
<b>EM&amp;A</b>							
S15.2.2	EM1	An Independent Environmental Checker needs to be employed as per the EM&A Manual.	Control EM&A Performance	Project Proponent	All construction sites	Construction stage	<ul style="list-style-type: none"> <li>• EIAO Guidance Note No.4/2002</li> <li>• TM-EIAO</li> </ul>
S15.5 - S15.6	EM2	1) An Environmental Team needs to be employed as per the EM&A Manual.  2) Prepare a systematic Environmental Management Plan to ensure effective implementation of the mitigation measures.  3) An environmental impact monitoring needs to be implementing by the Environmental Team to ensure all the requirements given in the EM&A Manual are fully complied with.	Perform environmental monitoring & auditing	Contractor	All construction sites	Construction stage	<ul style="list-style-type: none"> <li>• EIAO Guidance Note No.4/2002</li> <li>• TM-EIAO</li> </ul>

## **APPENDIX D**

---

# **PROJECT ORGANIZATION FOR ENVIRONMENTAL WORKS**

## Project Organisation for Environmental Works



## **APPENDIX E**

---

# **SAMPLE DATA SHEET FOR MONITORING**

**Data Sheet for TSP Monitoring**

Monitoring Location		
Details of Location		
Sampler Identification		
Date & Time of Sampling		
Elapsed-time Meter Reading	Start (min.)	
	Stop (min.)	
Total Sampling Time (min.)		
Weather Conditions		
Site Conditions		
Initial Flow Rate, Qsi	Pi (mmHg)	
	Ti (C)	
	Hi (in.)	
	Qsi (Std. m <sup>3</sup> )	
Final Flow Rate, Qsf	Pf (mmHg)	
	Tf (C)	
	Hf (in.)	
	Qsf (Std. m <sup>3</sup> )	
Average Flow Rate (Std. m <sup>3</sup> )		
Total Volume (Std. m <sup>3</sup> )		
Filter Identification No.		
Initial Wt. of Filter (g)		
Final Wt. of Filter (g)		
Measured TSP Level (µg/m <sup>3</sup> )		

Field Operator: \_\_\_\_\_  
 Laboratory Staff \_\_\_\_\_  
 Checked by: \_\_\_\_\_

Name & Designation      Signature      Date

**Noise Monitoring Field Record Sheet**

Monitoring Location		
Description of Location		
Date of Monitoring		
Measurement Start Time (hh:mm)		
Measurement Time Length(min.)		
Noise Meter Model/Identification		
Calibrator Model/Identification		
Measurement Results	L <sub>90</sub> (dB(A))	
	L <sub>10</sub> (dB(A))	
	Leq (dB(A))	
Major Construction Noise Source(s) During Monitoring		
Other Noise Source(s) During Monitoring		
Remarks		

Recorded by \_\_\_\_\_ Name & Designation \_\_\_\_\_ Signature \_\_\_\_\_ Date \_\_\_\_\_  
 Checked by \_\_\_\_\_

## **APPENDIX F**

---

# **SAMPLE TEMPLATE FOR INTERIM NOTIFICATION**



Sample Template for Interim Notifications of Environmental Quality Limits Exceedances

**Incident Report on Action Level or Limit Level Non-compliance**

Project	
Date	
Time	
Monitoring Location	
Parameter	
Action & Limit Levels	
Measured Level	
Possible reason for Action or Limit Level Non-compliance	
Actions taken / to be taken	
Remarks	

Location Plan

Prepared by:

Designation:

Signature :

Date:

--