

MATERIALAB CONSULTANTS LIMITED

Room 723 & 725, 7/F, Block B,
Profit Industrial Building,
1-15 Kwai Fung Crescent, Kwai Fong,
Hong Kong.

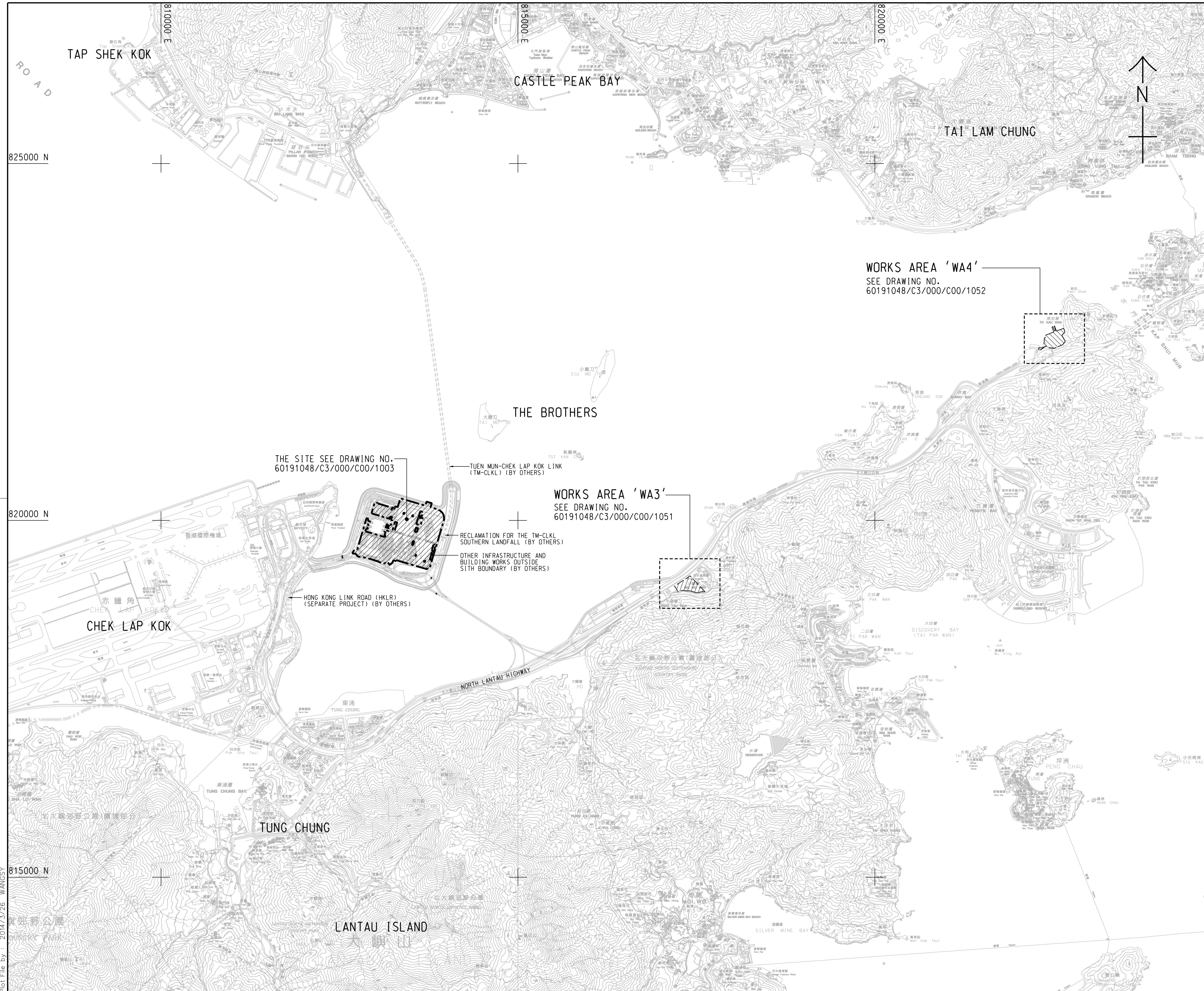
Tel : (852)-24508238
Fax : (852)-24508032
Email : mcl@fugro.com

MaterialLab

Report No.: 0165/15/ED/0662

Appendix A

Location of Works Areas



- NOTES:**
- COORDINATES ARE RELATED TO HONG KONG METRIC GRID (1980).
 - DIMENSIONS ARE IN MILLIMETER AND CHAINAGE ARE IN METRES UNLESS OTHERWISE SHOWN.
 - THIS DRAWING SHALL BE READ IN CONJUNCTION WITH DRAWING NOS. 60191048/C3/000/C00/1051 TO 1053.

LEGEND:

- SITE BOUNDARY
- WORKS AREA

THE SITE SEE DRAWING NO. 60191048/C3/000/C00/1003

TUEN MUN-CHEK LAP KOK LINK (TM-CLKL) (BY OTHERS)

WORKS AREA 'WA3'
SEE DRAWING NO. 60191048/C3/000/C00/1051

RECLAMATION FOR THE TM-CLKL SOUTHERN LANDFALL (BY OTHERS)
OTHER INFRASTRUCTURE AND BUILDING WORKS OUTSIDE SITE BOUNDARY (BY OTHERS)

HONG KONG LINK ROAD (HKLR) (SEPARATE PROJECT) (BY OTHERS)

WORKS AREA 'WA4'
SEE DRAWING NO. 60191048/C3/000/C00/1052

- TENDER DRAWING		BSC	SCI	MAR. 14
REV. 修改	DESCRIPTION 內容摘要	D.C. 審核	C.C. 校對	DATE 日期

路政署 HIGHWAYS DEPARTMENT
港珠澳大橋香港工程管理處
Hong Kong - Zhuhai - Macao Bridge Hong Kong Project Management Office

HONG KONG-ZHUHAI-MACAO BRIDGE
HONG KONG BOUNDARY CROSSING FACILITIES
- VEHICLE CLEARANCE PLAZAS AND
ANCILLARY BUILDINGS AND FACILITIES

SITE LOCATION PLAN

AECOM + +
Rogers Stirk Harbour + Partners
BURO HAPPOLD ATKINS ADI + +
Aedas

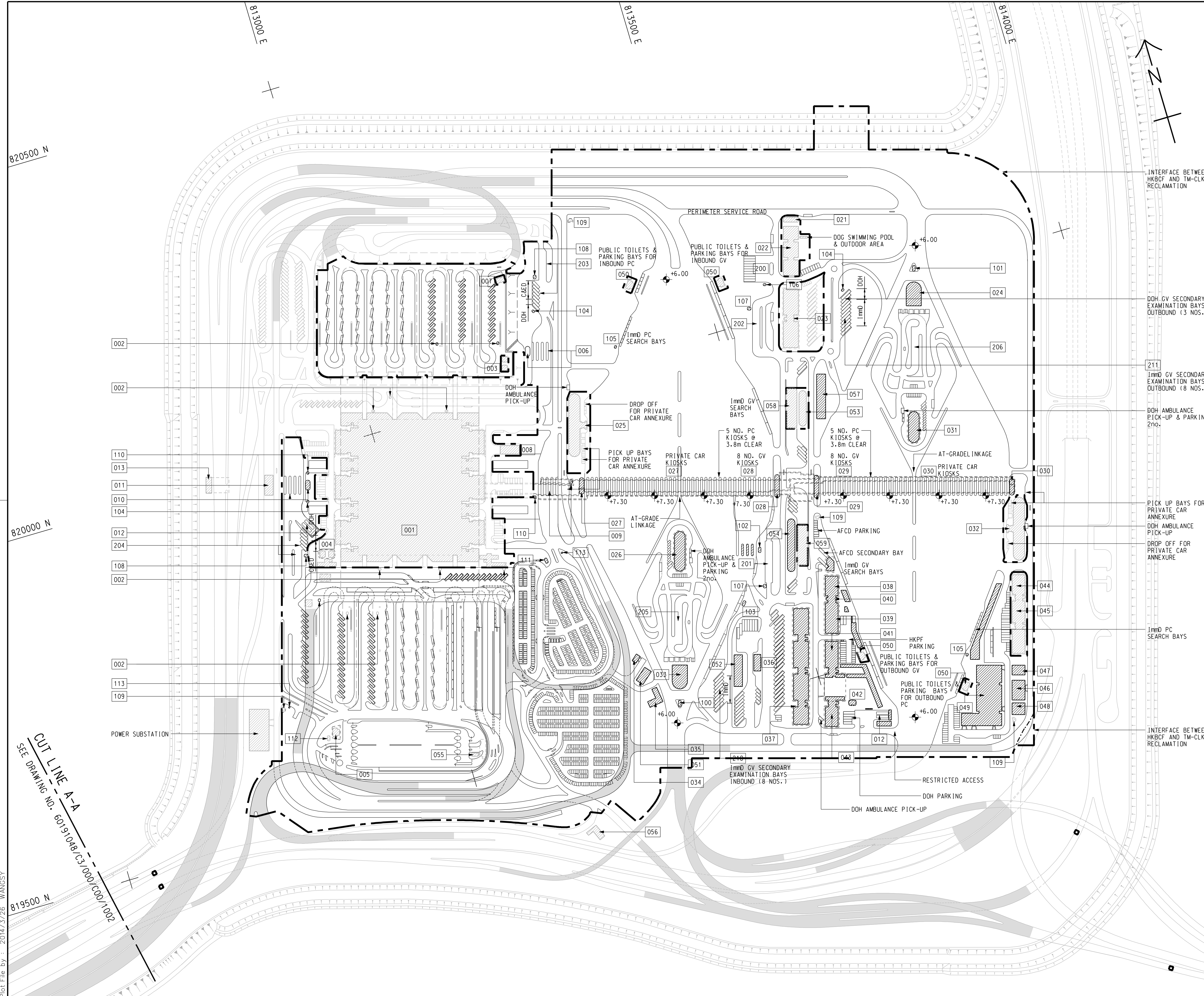
DRG. NO. 60191048/C3/000/C00/1000
圖紙編號

DESIGNED BY 設計	CONTRACT NO. 合約編號	P. Dir. APPROVED 批准人
BWCW	HY/2013/03	TKH

DRAWN BY 繪圖	STATUS 階段
WSY	

SCALE 比例 A1 1 : 25000
DIMENSIONS ARE IN 尺寸單位 METRES
© COPYRIGHT RESERVED 版權所 有

Plot File by : 2014/3/26 WANGSY



NOTE :

1. THIS DRAWING TO BE READ IN CONJUNCTION WITH DRAWING NO. 60191048/C3/000/C00/1003.

LEGEND :

- SITE BOUNDARY
- VIADUCT
- BUILDING/FACILITIES

INTERFACE BETWEEN HKBCF AND TM-CLKL RECLAMATION

DOH GV SECONDARY EXAMINATION BAYS OUTBOUND (3 NOS.)

1mm0 GV SECONDARY EXAMINATION BAYS OUTBOUND (8 NOS.)

DOH AMBULANCE PICK-UP & PARKING 2no.

PICK UP BAYS FOR PRIVATE CAR ANNEXURE

DOH AMBULANCE PICK-UP

1mm0 PC SEARCH BAYS

INTERFACE BETWEEN HKBCF AND TM-CLKL RECLAMATION

- TENDER DRAWING		BWCW SCI	MAR. 14
REV. 修改	DESCRIPTION 内容摘要	D.C. 设计/校核	DATE 日期

路政署 HIGHWAYS DEPARTMENT
 港珠澳大桥香港工程管理处
 Hong Kong - Zhuhai - Macao Bridge Hong Kong Project Management Office

HONG KONG-ZHUHAI-MACAO BRIDGE
 HONG KONG BOUNDARY CROSSING FACILITIES
 - VEHICLE CLEARANCE PLAZAS AND
 ANCILLARY BUILDINGS AND FACILITIES

Figure 1-1
Current Layout Plan

SHEET 1 OF 2

AECOM **Aedas**
 Rogers Stirk Harbour + Partners
 BURO HAPPOLD ATKINS ADI

DRG. NO. 60191048/C3/000/C00/1001
 圖紙編號

DESIGNED BY 设计	CONTRACT NO. 合約編號	P. DIR. APPROVED 批准人
BWCW	HY/2013/03	TKH

DRAWN BY 繪圖	STATUS 階段
WSY	初步

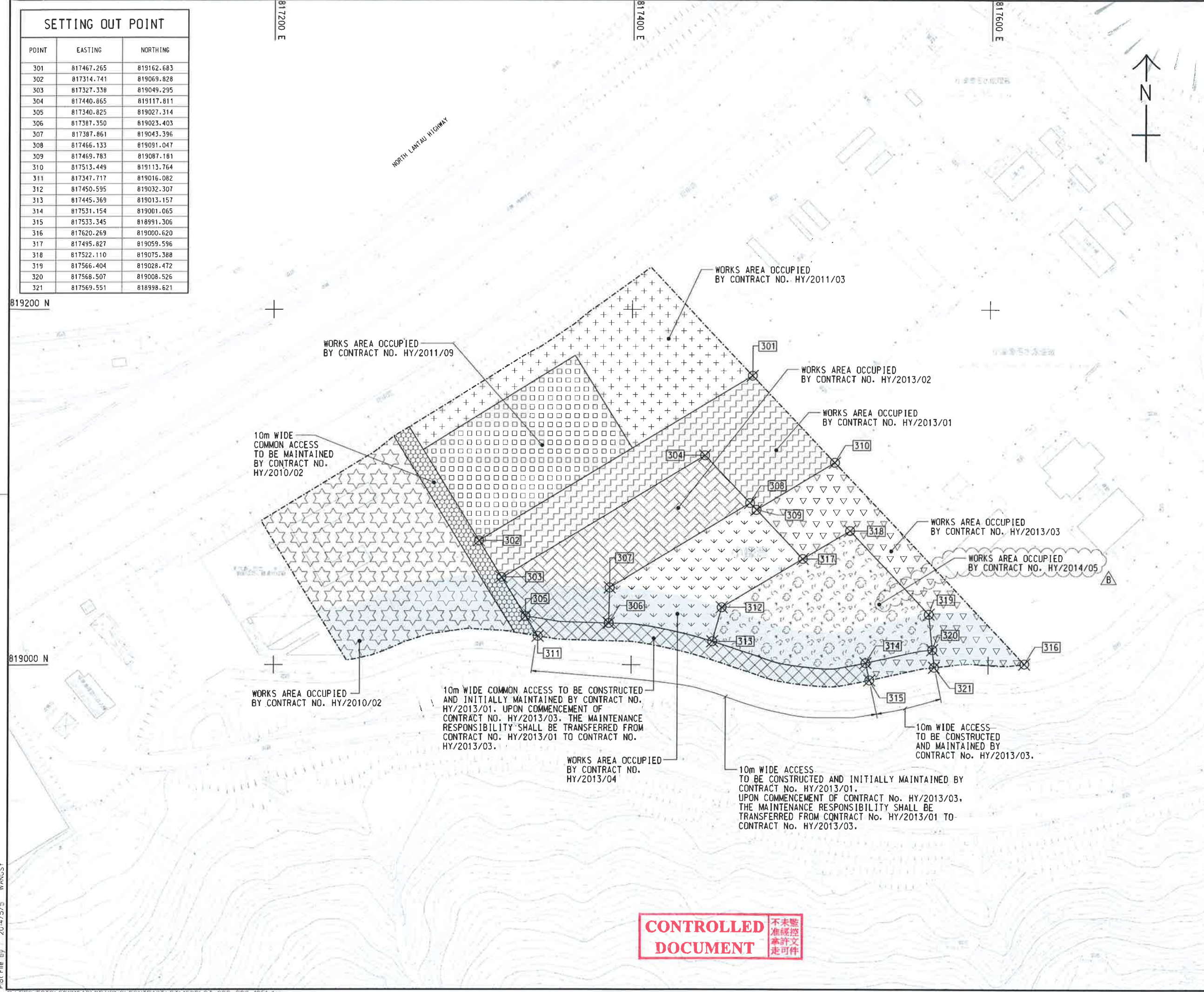
SCALE 比例 A1 1 : 2500
 DIMENSIONS ARE IN 尺寸單位 METRES

© COPYRIGHT RESERVED
 版權 所 有

CUT LINE A-A
 SEE DRAWING NO. 60191048/C3/000/C00/1002

Plot File by : 2014/3/26 WANGSY

SETTING OUT POINT		
POINT	EASTING	NORTHING
301	817467.265	819162.683
302	817314.741	819069.828
303	817327.338	819049.295
304	817440.865	819117.811
305	817340.825	819027.314
306	817387.350	819023.403
307	817387.861	819043.396
308	817466.133	819091.047
309	817469.783	819087.181
310	817513.449	819113.764
311	817347.717	819016.082
312	817450.595	819032.307
313	817445.369	819013.157
314	817531.154	819001.065
315	817533.345	818991.306
316	817620.269	819000.620
317	817495.827	819059.596
318	817522.110	819075.388
319	817566.404	819028.472
320	817568.507	819008.526
321	817569.551	818998.621



NOTES:

- COORDINATES ARE RELATED TO HONG KONG METRIC GRID (1980).
- DIMENSIONS ARE IN MILLIMETER AND CHAINAGE ARE IN METRES UNLESS OTHERWISE SHOWN.

LEGEND:

	WORKS AREA BOUNDARY
	PORTION 3.1
	PORTION 3.2
	PORTION 3.3
	PORTION 3.4
	PORTION 3.5
	PORTION 3.6
	PORTION 3.7
	PORTION 3.8
	PORTION 3.9
	PORTION 3.10
	NON-BUILDING AREA 8200m ² (WHOLE)

FOR CONSTRUCTION

C	WORKING DRAWING	BWCW SCI	MAY. 15
B	TENDER ADDENDUM NO. 2	BWCW SCI	MAY. 14
A	TENDER ADDENDUM NO. 1	BWCW SCI	APR. 14
-	TENDER DRAWING	BWCW SCI	MAR. 14
REV. NO.	DESCRIPTION	REV. BY	DATE

HONG KONG HIGHWAYS DEPARTMENT
 香港路政處
 港珠澳大橋香港工程管理局
 Hong Kong - Zhuhai - Macao Bridge Hong Kong Project Management Office

HONG KONG-ZHUHAI-MACAO BRIDGE
 HONG KONG BOUNDARY CROSSING FACILITIES
 - VEHICLE CLEARANCE PLAZAS AND
 ANCILLARY BUILDINGS AND FACILITIES

WORKS AREA WA3

AECOM +
Aedas +
 Rogers Stirk Harbour + Partners
 BURO HAPPOLD ATKINS ADI +

DRG. NO. 60191048/C3/000/C00/1051C
 圖紙編號

DESIGNED BY BWCW	CONTRACT NO. HY/2013/03	A. BY APPROVED TKH
DRAWN BY WSY	STATUS WD	WORKING DRAWING
SCALE A1 1 : 1000	© COPYRIGHT RESERVED	
DIMENSIONS ARE IN METRES	圖 樣 所 有	

CONTROLLED DOCUMENT 不准未經核准修改
 不准未經核准修改
 不准未經核准修改

Plot File by 2014/5/5 WANGSY

SETTING OUT POINT

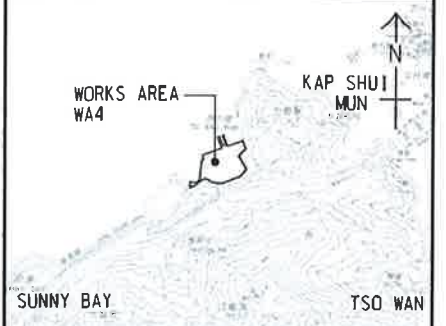
POINT	EASTING	NORTHING
401	822488.151	822632.315
402	822640.593	822689.415
403	822515.608	822559.848
404	822610.940	822599.642
405	822629.428	822607.359
406	822526.988	822529.813
407	822618.348	822567.950
408	822542.232	822489.581
409	822584.983	822507.426
410	822606.866	822516.561
411	822560.278	822441.956
412	822602.949	822460.010
413	822621.914	822467.959
414	822624.130	822470.998
415	822651.725	822508.856
416	822644.758	822521.192

822600 N

822400 N

822400 E

822600 E



LOCATION PLAN
SCALE 1 : 25000

NOTES:

- COORDINATES ARE RELATED TO HONG KONG METRIC GRID (1980).
- DIMENSIONS ARE IN MILLIMETER AND CHAINAGE ARE IN METRES UNLESS OTHERWISE SHOWN.

LEGEND:

- WORKS AREA BOUNDARY
- PORTION 4.1
- PORTION 4.2
- PORTION 4.3
- PORTION 4.4
- PORTION 4.5
- PORTION 4.6
- PORTION 4.7
- PORTION 4.8
- PORTION 4.9

CONTROLLED DOCUMENT

FOR CONSTRUCTION

REV. NO.	DESCRIPTION	DATE	BY	CHECKED	DATE
C	WORKING DRAWING	MAY. 15	BWCW	SCI	
B	TENDER ADDENDUM NO. 2	MAY. 14	BWCW	SCI	
A	TENDER ADDENDUM NO. 1	APR. 14	BWCW	SCI	
-	TENDER DRAWING	MAR. 14	BWCW	SCI	

HIGHWAYS DEPARTMENT
HONG KONG-ZHUIHAI-MACAO BRIDGE PROJECT MANAGEMENT OFFICE

HONG KONG-ZHUIHAI-MACAO BRIDGE
HONG KONG BOUNDARY CROSSING FACILITIES
- VEHICLE CLEARANCE PLAZAS AND ANCILLARY BUILDINGS AND FACILITIES

WORKS AREA WA4

AECOM Aedas
Rogers Stirk Harbour + Partners
BURO HAPPOLD ATKINS ADI

DRG. NO. 60191048/C3/000/C00/1052C

DESIGNED BY BWCW CONTRACT NO. HY/2013/03 P. DIR. APPROVED TKH

SCALE A1 1 : 1000 WORKING DRAWING

DIMENSIONS ARE IN METRES © COPYRIGHT RESERVED

Plot File by: 2014/5/5 WANGSY

