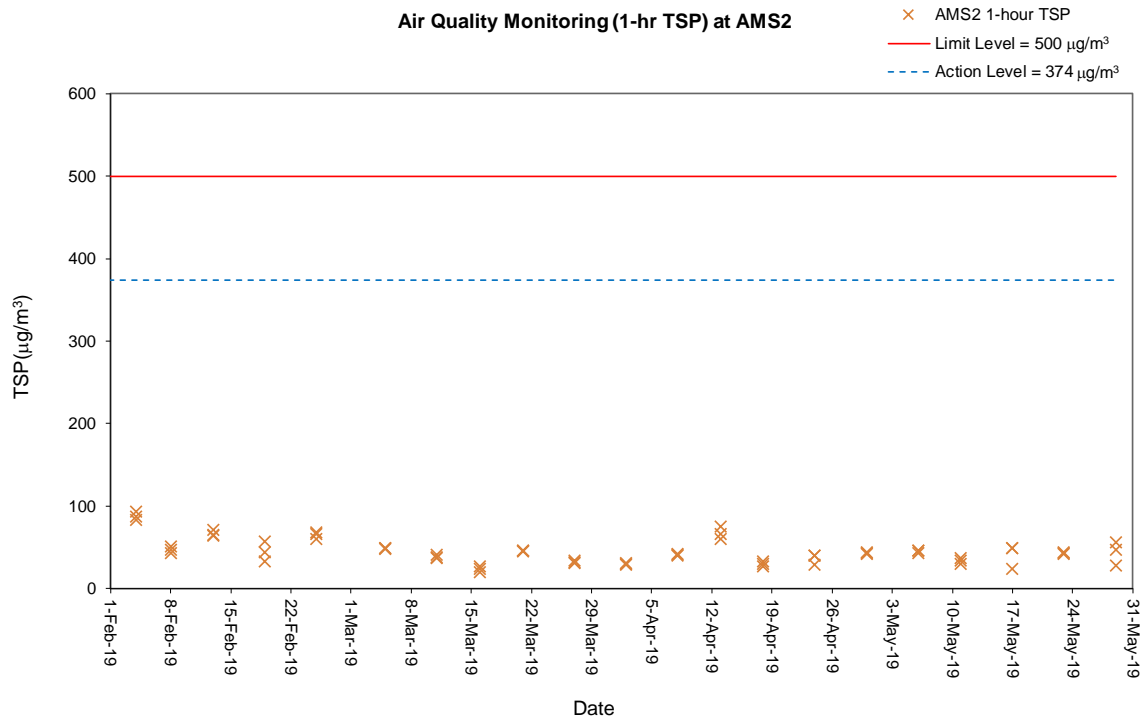
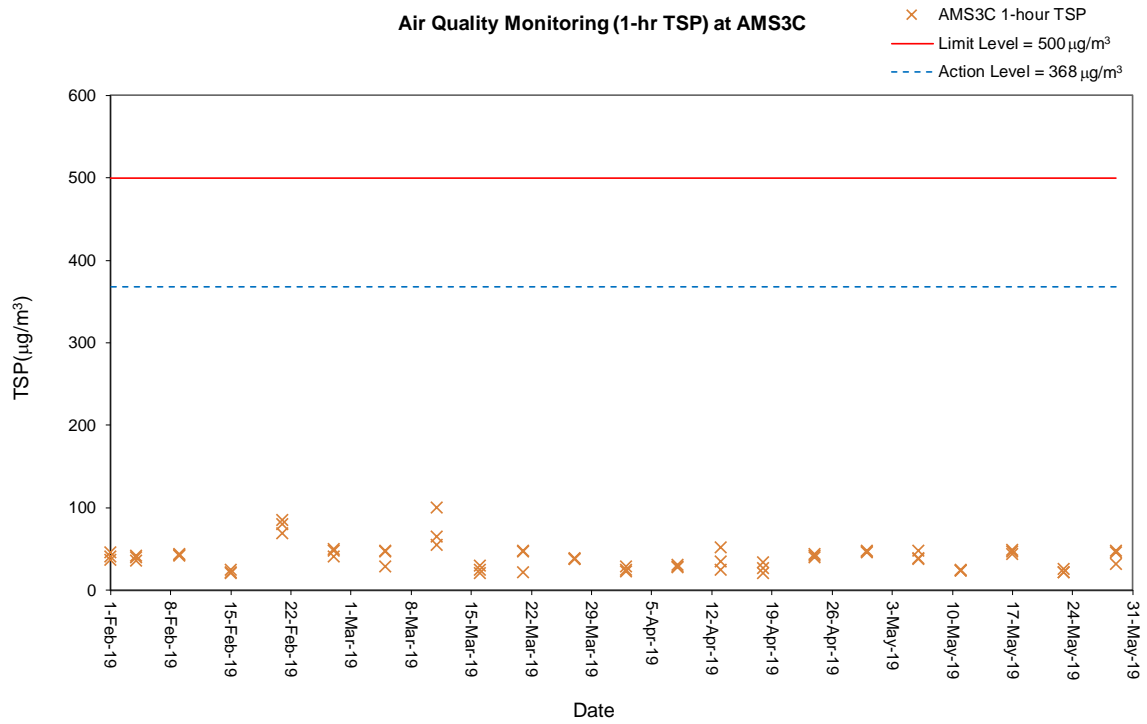


Project	Contract	Station	Date	Parameter	Start Time	Result	Unit
HKBCF	HY/2013/04	AMS2 Tung Chung Development Pier	06-May-19	1-hr TSP	13:21	43	µg/m <sup>3</sup>
HKBCF	HY/2013/04	AMS2 Tung Chung Development Pier	06-May-19	1-hr TSP	14:21	46	µg/m <sup>3</sup>
HKBCF	HY/2013/04	AMS2 Tung Chung Development Pier	06-May-19	1-hr TSP	15:21	46	µg/m <sup>3</sup>
HKBCF	HY/2013/04	AMS2 Tung Chung Development Pier	11-May-19	1-hr TSP	13:22	34	µg/m <sup>3</sup>
HKBCF	HY/2013/04	AMS2 Tung Chung Development Pier	11-May-19	1-hr TSP	14:22	37	µg/m <sup>3</sup>
HKBCF	HY/2013/04	AMS2 Tung Chung Development Pier	11-May-19	1-hr TSP	15:22	30	µg/m <sup>3</sup>
HKBCF	HY/2013/04	AMS2 Tung Chung Development Pier	17-May-19	1-hr TSP	14:03	24	µg/m <sup>3</sup>
HKBCF	HY/2013/04	AMS2 Tung Chung Development Pier	17-May-19	1-hr TSP	15:03	49	µg/m <sup>3</sup>
HKBCF	HY/2013/04	AMS2 Tung Chung Development Pier	17-May-19	1-hr TSP	16:03	49	µg/m <sup>3</sup>
HKBCF	HY/2013/04	AMS2 Tung Chung Development Pier	23-May-19	1-hr TSP	13:36	42	µg/m <sup>3</sup>
HKBCF	HY/2013/04	AMS2 Tung Chung Development Pier	23-May-19	1-hr TSP	14:36	43	µg/m <sup>3</sup>
HKBCF	HY/2013/04	AMS2 Tung Chung Development Pier	23-May-19	1-hr TSP	15:36	44	µg/m <sup>3</sup>
HKBCF	HY/2013/04	AMS2 Tung Chung Development Pier	29-May-19	1-hr TSP	13:33	56	µg/m <sup>3</sup>
HKBCF	HY/2013/04	AMS2 Tung Chung Development Pier	29-May-19	1-hr TSP	14:33	47	µg/m <sup>3</sup>
HKBCF	HY/2013/04	AMS2 Tung Chung Development Pier	29-May-19	1-hr TSP	15:33	28	µg/m <sup>3</sup>
HKBCF	HY/2013/04	AMS3C Ying Tung Estate Market Rooftop	06-May-19	1-hr TSP	08:07	38	µg/m <sup>3</sup>
HKBCF	HY/2013/04	AMS3C Ying Tung Estate Market Rooftop	06-May-19	1-hr TSP	09:07	48	µg/m <sup>3</sup>
HKBCF	HY/2013/04	AMS3C Ying Tung Estate Market Rooftop	06-May-19	1-hr TSP	10:07	39	µg/m <sup>3</sup>
HKBCF	HY/2013/04	AMS3C Ying Tung Estate Market Rooftop	11-May-19	1-hr TSP	08:16	25	µg/m <sup>3</sup>
HKBCF	HY/2013/04	AMS3C Ying Tung Estate Market Rooftop	11-May-19	1-hr TSP	09:16	24	µg/m <sup>3</sup>
HKBCF	HY/2013/04	AMS3C Ying Tung Estate Market Rooftop	11-May-19	1-hr TSP	10:16	24	µg/m <sup>3</sup>
HKBCF	HY/2013/04	AMS3C Ying Tung Estate Market Rooftop	17-May-19	1-hr TSP	09:12	49	µg/m <sup>3</sup>
HKBCF	HY/2013/04	AMS3C Ying Tung Estate Market Rooftop	17-May-19	1-hr TSP	10:12	47	µg/m <sup>3</sup>
HKBCF	HY/2013/04	AMS3C Ying Tung Estate Market Rooftop	17-May-19	1-hr TSP	11:12	44	µg/m <sup>3</sup>
HKBCF	HY/2013/04	AMS3C Ying Tung Estate Market Rooftop	23-May-19	1-hr TSP	08:24	22	µg/m <sup>3</sup>
HKBCF	HY/2013/04	AMS3C Ying Tung Estate Market Rooftop	23-May-19	1-hr TSP	09:24	22	µg/m <sup>3</sup>
HKBCF	HY/2013/04	AMS3C Ying Tung Estate Market Rooftop	23-May-19	1-hr TSP	10:24	26	µg/m <sup>3</sup>
HKBCF	HY/2013/04	AMS3C Ying Tung Estate Market Rooftop	29-May-19	1-hr TSP	08:13	48	µg/m <sup>3</sup>
HKBCF	HY/2013/04	AMS3C Ying Tung Estate Market Rooftop	29-May-19	1-hr TSP	09:13	46	µg/m <sup>3</sup>
HKBCF	HY/2013/04	AMS3C Ying Tung Estate Market Rooftop	29-May-19	1-hr TSP	10:13	32	µg/m <sup>3</sup>
HKBCF	HY/2013/04	AMS7B 3RS Site Office	06-May-19	1-hr TSP	12:33	42	µg/m <sup>3</sup>
HKBCF	HY/2013/04	AMS7B 3RS Site Office	06-May-19	1-hr TSP	13:33	48	µg/m <sup>3</sup>
HKBCF	HY/2013/04	AMS7B 3RS Site Office	06-May-19	1-hr TSP	14:33	47	µg/m <sup>3</sup>
HKBCF	HY/2013/04	AMS7B 3RS Site Office	11-May-19	1-hr TSP	12:20	51	µg/m <sup>3</sup>
HKBCF	HY/2013/04	AMS7B 3RS Site Office	11-May-19	1-hr TSP	13:20	56	µg/m <sup>3</sup>
HKBCF	HY/2013/04	AMS7B 3RS Site Office	11-May-19	1-hr TSP	14:20	41	µg/m <sup>3</sup>
HKBCF	HY/2013/04	AMS7B 3RS Site Office	17-May-19	1-hr TSP	13:04	27	µg/m <sup>3</sup>
HKBCF	HY/2013/04	AMS7B 3RS Site Office	17-May-19	1-hr TSP	14:04	20	µg/m <sup>3</sup>
HKBCF	HY/2013/04	AMS7B 3RS Site Office	17-May-19	1-hr TSP	15:04	22	µg/m <sup>3</sup>
HKBCF	HY/2013/04	AMS7B 3RS Site Office	23-May-19	1-hr TSP	12:30	49	µg/m <sup>3</sup>
HKBCF	HY/2013/04	AMS7B 3RS Site Office	23-May-19	1-hr TSP	13:30	44	µg/m <sup>3</sup>
HKBCF	HY/2013/04	AMS7B 3RS Site Office	23-May-19	1-hr TSP	14:30	45	µg/m <sup>3</sup>
HKBCF	HY/2013/04	AMS7B 3RS Site Office	29-May-19	1-hr TSP	12:20	44	µg/m <sup>3</sup>
HKBCF	HY/2013/04	AMS7B 3RS Site Office	29-May-19	1-hr TSP	13:20	70	µg/m <sup>3</sup>
HKBCF	HY/2013/04	AMS7B 3RS Site Office	29-May-19	1-hr TSP	14:20	67	µg/m <sup>3</sup>
HKBCF	HY/2013/04	AMS2 Tung Chung Development Pier	06-May-19	24-hr TSP	13:27	24	µg/m <sup>3</sup>
HKBCF	HY/2013/04	AMS2 Tung Chung Development Pier	11-May-19	24-hr TSP	13:31	50	µg/m <sup>3</sup>
HKBCF	HY/2013/04	AMS2 Tung Chung Development Pier	17-May-19	24-hr TSP	14:12	41	µg/m <sup>3</sup>
HKBCF	HY/2013/04	AMS2 Tung Chung Development Pier	23-May-19	24-hr TSP	16:49	67	µg/m <sup>3</sup>
HKBCF	HY/2013/04	AMS2 Tung Chung Development Pier	29-May-19	24-hr TSP	13:40	55	µg/m <sup>3</sup>
HKBCF	HY/2013/04	AMS3C Ying Tung Estate Market Rooftop	06-May-19	24-hr TSP	08:14	28	µg/m <sup>3</sup>
HKBCF	HY/2013/04	AMS3C Ying Tung Estate Market Rooftop	11-May-19	24-hr TSP	08:30	81	µg/m <sup>3</sup>
HKBCF	HY/2013/04	AMS3C Ying Tung Estate Market Rooftop	17-May-19	24-hr TSP	09:20	64	µg/m <sup>3</sup>
HKBCF	HY/2013/04	AMS3C Ying Tung Estate Market Rooftop	23-May-19	24-hr TSP	08:32	68	µg/m <sup>3</sup>
HKBCF	HY/2013/04	AMS3C Ying Tung Estate Market Rooftop	29-May-19	24-hr TSP	08:29	57	µg/m <sup>3</sup>
HKBCF	HY/2013/04	AMS7B 3RS Site Office	06-May-19	24-hr TSP	12:39	29	µg/m <sup>3</sup>
HKBCF	HY/2013/04	AMS7B 3RS Site Office	11-May-19	24-hr TSP	12:29	74	µg/m <sup>3</sup>
HKBCF	HY/2013/04	AMS7B 3RS Site Office	17-May-19	24-hr TSP	13:14	71	µg/m <sup>3</sup>
HKBCF	HY/2013/04	AMS7B 3RS Site Office	23-May-19	24-hr TSP	12:40	79	µg/m <sup>3</sup>
HKBCF	HY/2013/04	AMS7B 3RS Site Office	29-May-19	24-hr TSP	12:32	62	µg/m <sup>3</sup>

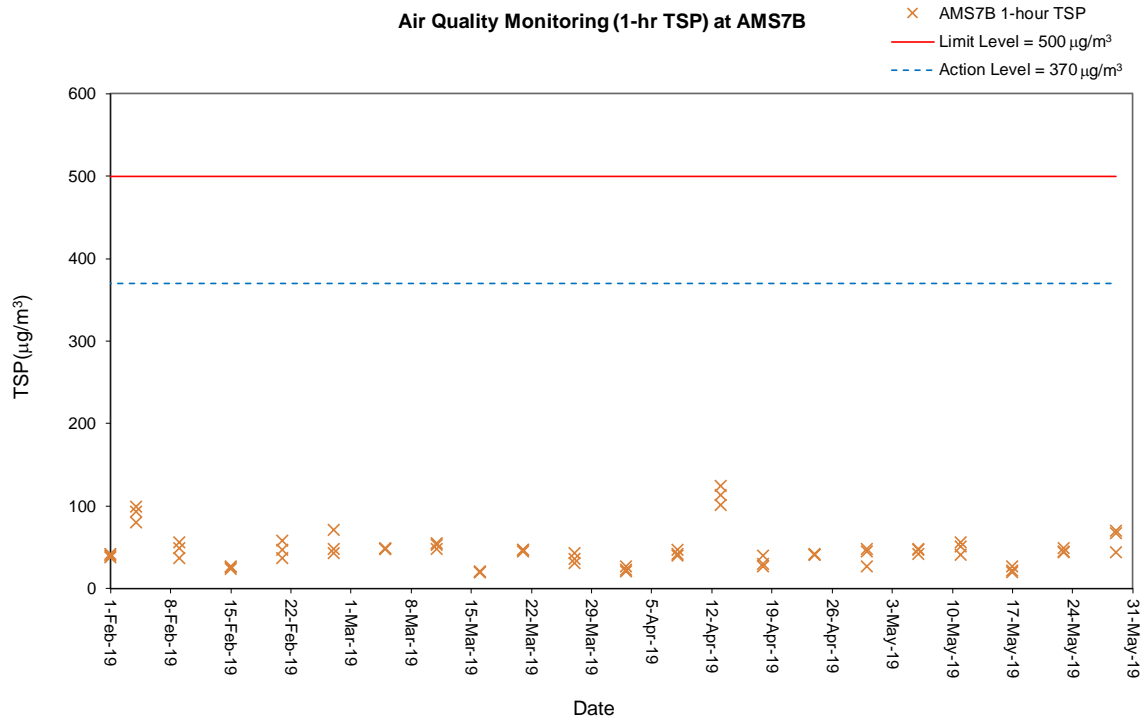
### Air Quality Monitoring (1-hr TSP) at AMS2



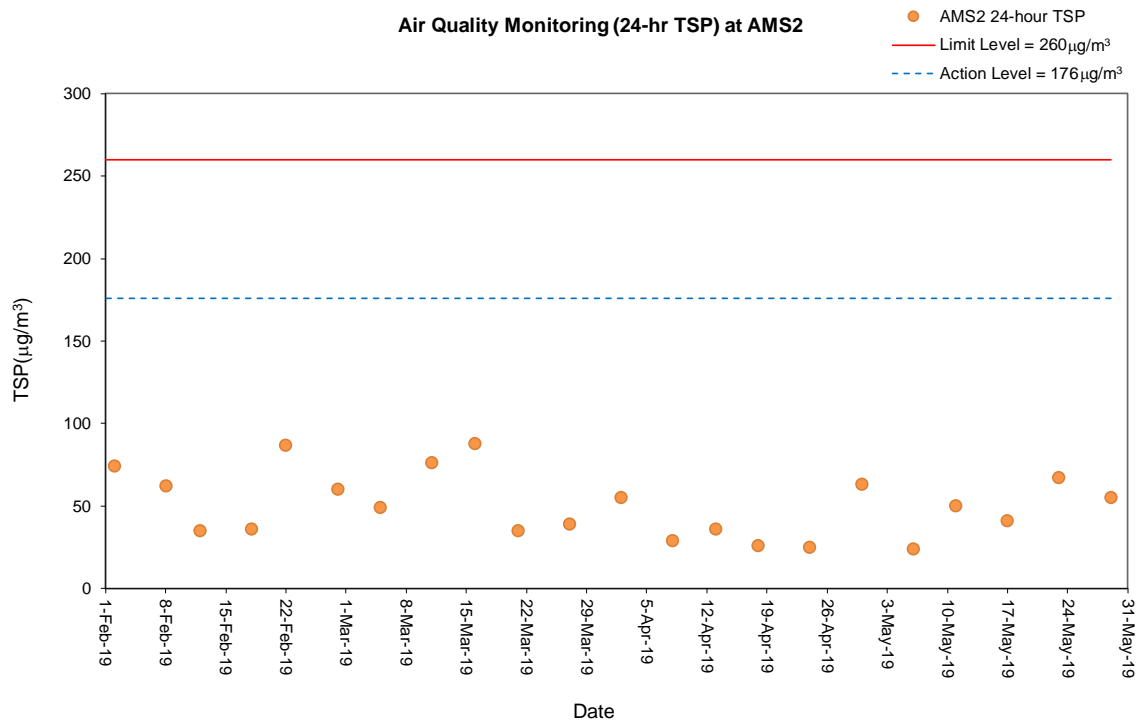
### Air Quality Monitoring (1-hr TSP) at AMS3C



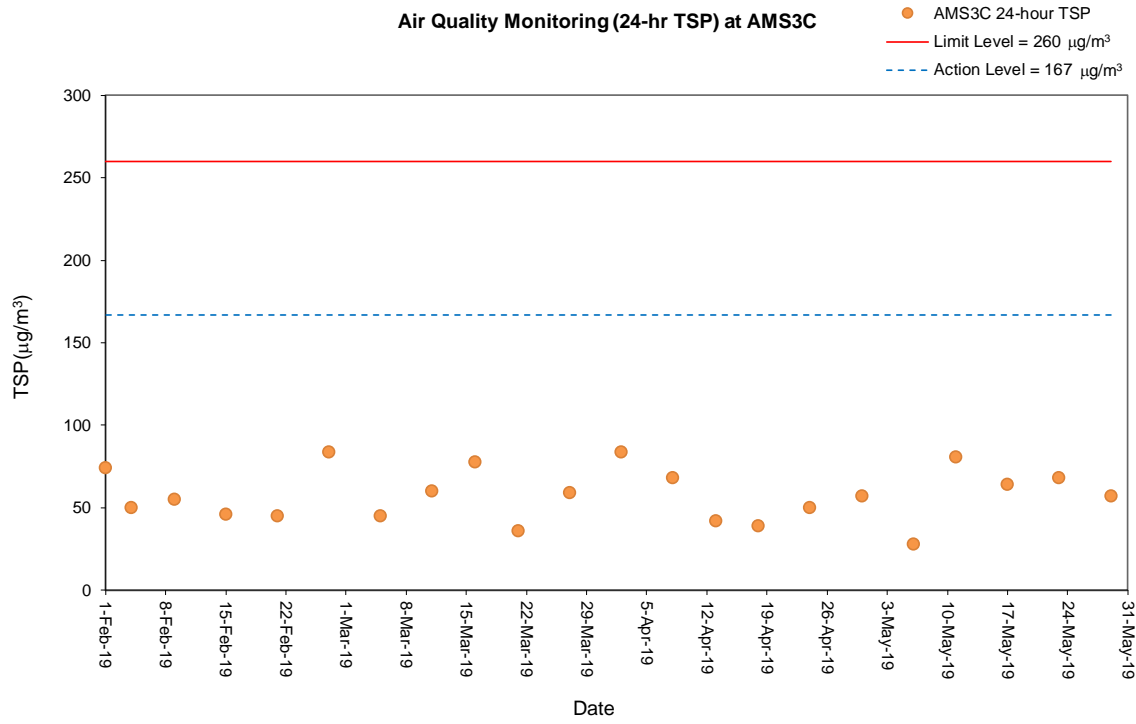
### Air Quality Monitoring (1-hr TSP) at AMS7B



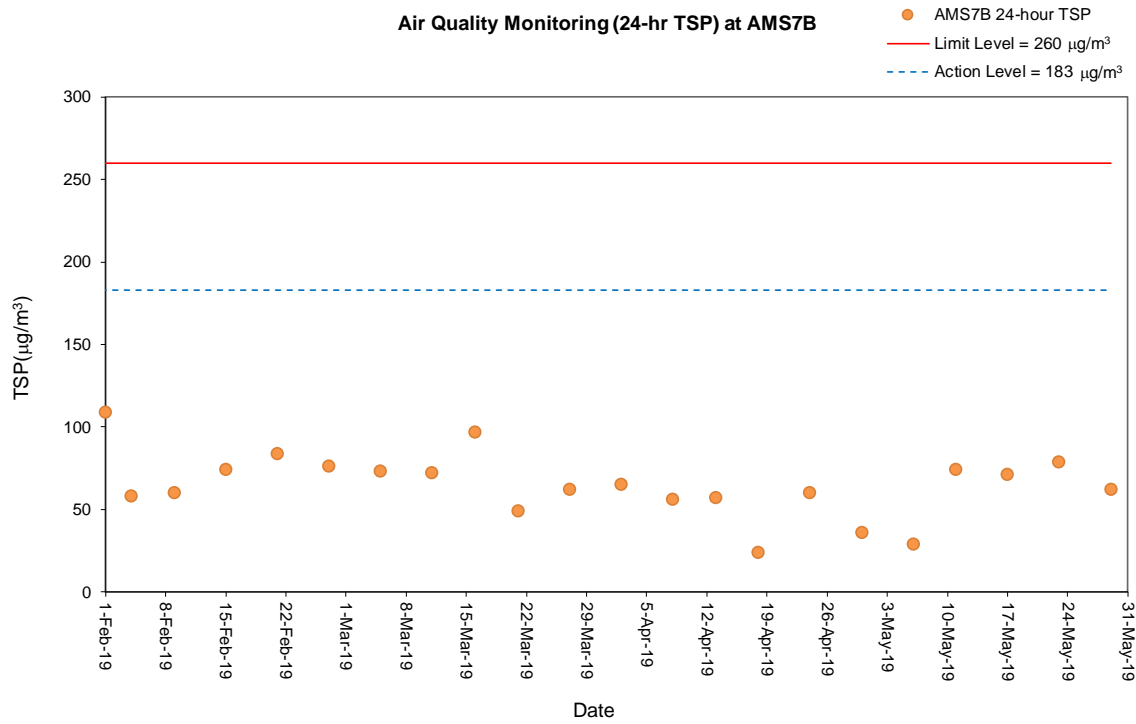
### Air Quality Monitoring (24-hr TSP) at AMS2



### Air Quality Monitoring (24-hr TSP) at AMS3C

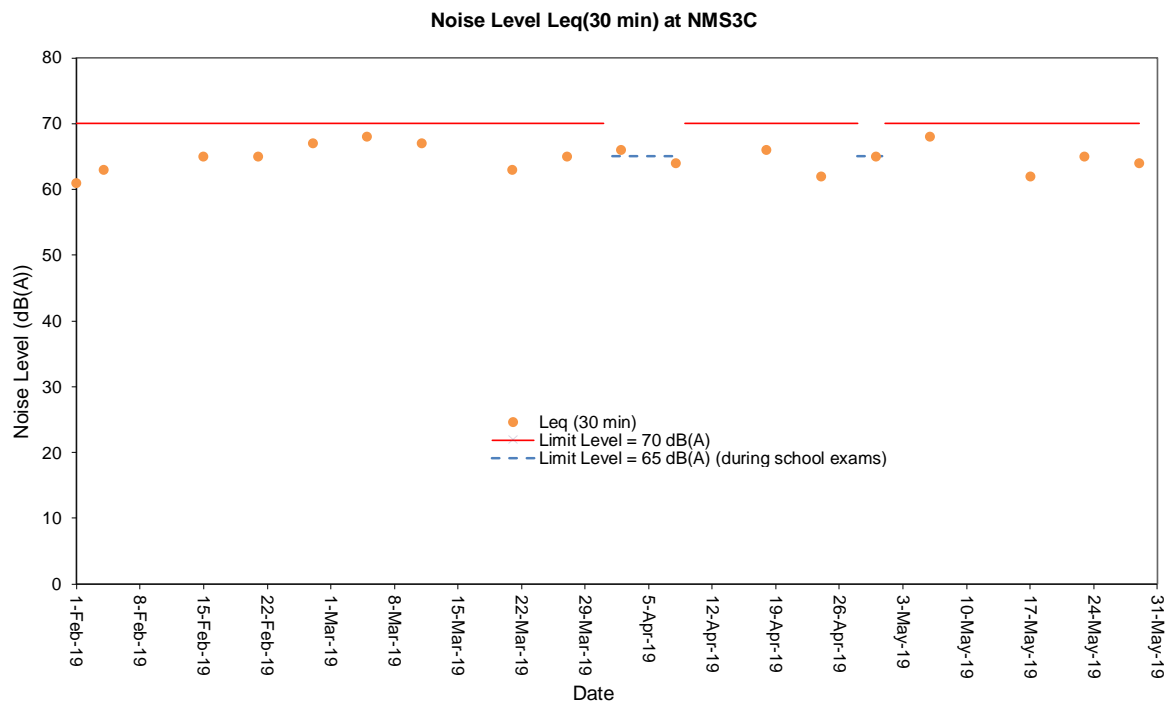
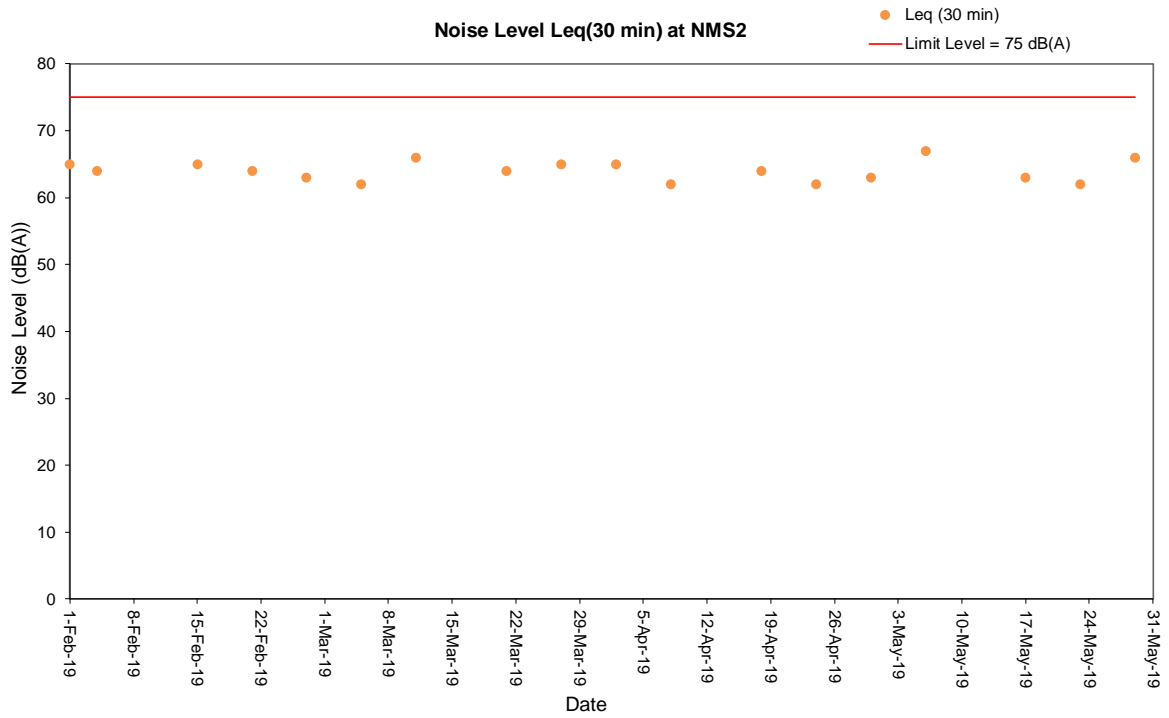


### Air Quality Monitoring (24-hr TSP) at AMS7B



Project	Contract	Date	Station	Start Time	Noise Level for 30 min, dB(A)			Weather	Wind Speed, m/s	Facade / Free Field	Limit Level, dB(A)
					L <sub>eq</sub>	L <sub>10</sub>	L <sub>90</sub>				
HKBCF	HY/2013/04	06-May-19	NMS2 Seaview Crescent	13:58	67	70	63	Cloudy	<5	Facade	75
HKBCF	HY/2013/04	17-May-19	NMS2 Seaview Crescent	14:41	63	65	61	Sunny	<5	Facade	75
HKBCF	HY/2013/04	23-May-19	NMS2 Seaview Crescent	14:12	62	65	59	Fine	<5	Facade	75
HKBCF	HY/2013/04	29-May-19	NMS2 Seaview Crescent	14:16	66	69	61	Cloudy	<5	Facade	75
HKBCF	HY/2013/04	06-May-19	NMS3C Ying Tung Estate Refuse Collection Point	10:09	68	70	65	Cloudy	<5	Free Field *	70
HKBCF	HY/2013/04	17-May-19	NMS3C Ying Tung Estate Refuse Collection Point	10:16	62	63	61	Sunny	<5	Free Field *	70
HKBCF	HY/2013/04	23-May-19	NMS3C Ying Tung Estate Refuse Collection Point	10:06	65	68	62	Fine	<5	Free Field *	70
HKBCF	HY/2013/04	29-May-19	NMS3C Ying Tung Estate Refuse Collection Point	10:15	64	66	61	Cloudy	<5	Free Field *	70

Remark: \* Free field measurement; noise level shown includes +3dB(A) correction factor



Remark: The measured noise level recorded at NMS3C on 2 April 2019 was 65.9 dB(A), which exceeded the noise Limit Level of 65 dB(A) during examination period at Ho Yu College but it was below the baseline level. Therefore, it is not considered as an exceedance. As such the Event and Action Plan was not triggered.

Date (yyyy-mm-dd)	Tide	Station	Weather	Sea condition	Sampling Time	Water Depth (m)	Sampling Water Level	Replicate	Water Temperature (°C)	pH	Salinity (ppt)	DO (mg/L)	Average of DO (mg/L)	DO Saturation (%)	Turbidity (NTU)	Turbidity (NTU) (depth-averaged)	SS	SS (mg/L) (depth-averaged)
2019-05-03	Mid-Ebb	SR10A(N)	Cloudy	Moderate	10:53	11.6	Surface	1st	24.4	8.0	27.3	6.4	6.3	89.2	2.8	2.9	5.4	9.2
							Surface	2nd	24.0	8.0	28.1	6.4						
							Middle	1st	24.5	7.9	28.5	6.2	87.9	3.0	9.4			
							Middle	2nd	24.1	8.0	29.2	6.3	88.4	2.9	9.6			
							Bottom	1st	24.4	7.9	28.4	6.2	87.3	3.0	12.9			
							Bottom	2nd	23.9	8.0	29.1	6.3	88.1	3.1	13.1			
2019-05-03	Mid-Ebb	SR10B(N2)	Cloudy	Moderate	10:58	6.2	Surface	1st	24.5	8.0	28.3	6.3	6.3	88.4	4.2	4.8	8.1	10.2
							Surface	2nd	24.1	8.0	29.0	6.3						
							Middle	1st	24.6	8.0	28.7	6.3	88.6	5.4	11.0			
							Middle	2nd	24.1	8.0	29.4	6.3	88.8	5.4	11.9			
							Bottom	1st	24.4	8.0	28.5	6.4	89.4	5.0	10.1			
							Bottom	2nd	24.0	8.0	29.3	6.4	89.2	4.9	11.0			
2019-05-03	Mid-Ebb	CSA	Fine	Moderate	11:12	32.9	Surface	1st	24.9	7.9	24.2	6.4	6.4	88.9	9.3	13.1	4.6	5.9
							Surface	2nd	24.9	7.9	24.2	6.4						
							Middle	1st	24.8	7.9	25.1	6.3	87.2	11.4	6.2			
							Middle	2nd	24.8	7.9	25.0	6.3	87.3	11.3	5.3			
							Bottom	1st	24.9	7.9	27.9	6.0	85.6	18.5	7.1			
							Bottom	2nd	24.9	7.9	27.9	6.0	85.4	18.9	8.1			
2019-05-03	Mid-Ebb	CS6	Fine	Moderate	11:24	9.2	Surface	1st	24.9	7.9	24.1	6.4	6.4	89.0	9.2	10.5	6.9	6.0
							Surface	2nd	24.9	7.9	24.1	6.4						
							Middle	1st	24.9	7.9	24.2	6.3	87.9	9.8	7.0			
							Middle	2nd	24.9	7.9	24.2	6.4	88.0	9.8	6.0			
							Bottom	1st	24.9	7.9	27.0	6.1	86.0	12.4	4.6			
							Bottom	2nd	24.9	7.9	27.4	6.1	86.0	12.4	5.6			
2019-05-03	Mid-Ebb	CS4	Fine	Moderate	12:39	16.5	Surface	1st	24.9	7.9	23.0	6.2	6.0	85.1	9.5	11.3	4.6	6.8
							Surface	2nd	24.9	7.9	23.0	6.2						
							Middle	1st	24.9	7.9	25.6	5.7	79.2	12.1	7.3			
							Middle	2nd	24.9	7.9	25.6	5.7	79.1	12.1	6.5			
							Bottom	1st	24.9	7.9	28.6	5.5	78.4	12.4	8.6			
							Bottom	2nd	24.9	7.9	28.6	5.5	78.3	12.4	8.4			
2019-05-03	Mid-Ebb	SR6	Fine	Moderate	13:12	4.6	Surface	1st	24.9	8.0	24.3	6.4	6.4	88.3	10.2	12.5	6.1	7.8
							Surface	2nd	24.9	8.0	24.3	6.4						
							Middle	1st	-	-	-	-	-	-	-			
							Middle	2nd	-	-	-	-	-	-	-			
							Bottom	1st	24.9	8.0	27.3	6.1	86.4	14.8	8.7			
							Bottom	2nd	24.9	8.0	27.4	6.1	86.5	14.8	9.4			
2019-05-03	Mid-Ebb	CS(Mf)3(N)	Fine	Moderate	12:54	7.0	Surface	1st	24.8	7.9	23.7	6.3	6.2	86.2	9.9	11.1	4.8	5.5
							Surface	2nd	24.8	7.9	23.7	6.3						
							Middle	1st	24.7	7.9	25.4	6.1	84.4	11.3	4.2			
							Middle	2nd	24.7	7.9	25.4	6.1	84.3	11.3	5.2			
							Bottom	1st	24.8	7.9	26.6	6.2	86.3	12.2	6.2			
							Bottom	2nd	24.8	7.9	26.6	6.2	86.2	12.2	7.1			
2019-05-03	Mid-Ebb	SR5(N)	Fine	Moderate	12:20	9.1	Surface	1st	24.9	7.9	22.8	6.2	6.0	84.6	9.7	10.9	8.3	6.1
							Surface	2nd	24.9	7.9	22.8	6.2						
							Middle	1st	24.7	7.9	25.2	5.8	80.7	11.2	6.0			
							Middle	2nd	24.7	7.9	25.2	5.8	80.7	11.2	5.2			
							Bottom	1st	24.9	7.9	28.5	5.5	77.6	11.8	3.6			
							Bottom	2nd	24.9	7.9	28.5	5.5	77.6	11.8	4.3			
2019-05-03	Mid-Ebb	IS10(N)	Fine	Moderate	12:16	12.4	Surface	1st	24.9	7.8	23.3	6.2	6.1	84.9	10.8	13.2	7.1	8.2
							Surface	2nd	24.9	7.8	23.3	6.2						
							Middle	1st	24.9	7.8	24.0	5.9	81.8	12.7	8.8			
							Middle	2nd	24.9	7.8	24.0	5.9	82.0	12.6	9.5			
							Bottom	1st	24.8	7.8	27.6	5.7	80.5	16.0	8.2			
							Bottom	2nd	24.8	7.8	27.6	5.7	80.4	16.1	7.7			
2019-05-03	Mid-Ebb	IS(Mf)11	Fine	Moderate	12:06	11.8	Surface	1st	24.9	7.8	23.6	6.1	6.0	84.8	10.8	13.6	7.5	7.8
							Surface	2nd	24.9	7.8	23.6	6.1						
							Middle	1st	24.8	7.8	25.5	5.8	81.2	12.2	8.2			
							Middle	2nd	24.8	7.8	25.5	5.8	81.2	12.2	8.5			
							Bottom	1st	24.8	7.8	27.6	5.8	81.3	17.8	8.3			
							Bottom	2nd	24.8	7.8	27.6	5.8	81.2	18.0	7.5			
2019-05-03	Mid-Ebb	CS(Mf)5	Cloudy	Moderate	11:36	12.3	Surface	1st	24.7	8.1	23.7	6.7	6.7	92.2	2.5	3.4	4.1	3.8
							Surface	2nd	24.2	8.0	24.4	6.7						
							Middle	1st	24.7	8.1	24.1	6.6	91.0	3.1	3.0			
							Middle	2nd	24.3	8.0	24.8	6.6	91.1	3.3	3.3			
							Bottom	1st	25.0	8.1	25.3	6.4	89.0	4.4	3.2			
							Bottom	2nd	24.6	8.0	26.0	6.4	89.1	4.5	4.2			

Date (yyyy-mm-dd)	Tide	Station	Weather	Sea condition	Sampling Time	Water Depth (m)	Sampling Water Level	Replicate	Water Temperature (°C)	pH	Salinity (ppt)	DO (mg/L)	Average of DO (mg/L)	DO Saturation (%)	Turbidity (NTU)	Turbidity (NTU) (depth-averaged)	SS	SS (mg/L) (depth-averaged)	
2019-05-03	Mid-Ebb	SR7	Fine	Moderate	11:47	5.1	Surface	1st	24.9	7.9	24.0	6.4	6.4	88.7	9.6	10.5	6.6	7.1	
							Surface	2nd	24.9	7.9	24.0	6.4							
							Middle	1st	-	-	-	-	6.3	88.1	11.3				7.8
							Middle	2nd	-	-	-	-							
							Bottom	1st	24.9	7.9	27.2	6.3	6.7	92.0	3.8				8.9
							Bottom	2nd	24.9	7.9	27.2	6.2							
2019-05-03	Mid-Ebb	IS17	Cloudy	Moderate	12:03	9.5	Surface	1st	24.8	8.1	22.8	6.7	6.7	92.2	4.0	5.2	7.9	7.7	
							Surface	2nd	24.4	8.0	23.5	6.7							
							Middle	1st	24.7	8.1	22.8	6.7	6.7	91.6	4.0				8.0
							Middle	2nd	24.3	8.0	23.4	6.7							
							Bottom	1st	24.8	8.1	23.2	6.7	6.7	92.1	7.6				6.3
							Bottom	2nd	24.4	8.0	23.8	6.7							
2019-05-03	Mid-Ebb	IS(Mf)16	Cloudy	Moderate	12:10	5.7	Surface	1st	24.8	8.1	22.7	6.6	6.7	90.8	6.8	6.7	8.6	10.3	
							Surface	2nd	24.3	8.0	23.3	6.7							
							Middle	1st	-	-	-	-	6.7	91.0	6.8				12.2
							Middle	2nd	-	-	-	-							
							Bottom	1st	24.8	8.1	23.1	6.6	6.6	89.8	7.8				13.9
							Bottom	2nd	24.4	8.0	23.6	6.7							
2019-05-03	Mid-Ebb	IS8(N)	Cloudy	Calm	12:28	3.7	Surface	1st	24.8	8.1	21.8	6.6	6.6	89.8	7.4	7.9	14.9	14.8	
							Surface	2nd	24.4	8.0	22.4	6.6							
							Middle	1st	-	-	-	-	6.6	89.9	8.1				15.6
							Middle	2nd	-	-	-	-							
							Bottom	1st	24.8	8.1	21.9	6.6	6.6	89.9	8.1				14.6
							Bottom	2nd	24.4	8.0	22.5	6.6							
2019-05-03	Mid-Ebb	SR4(N2)	Cloudy	Calm	12:23	4.3	Surface	1st	24.9	8.0	21.0	6.6	6.6	89.5	3.5	4.8	6.4	7.2	
							Surface	2nd	24.4	8.0	21.5	6.6							
							Middle	1st	-	-	-	-	6.6	90.1	5.9				7.1
							Middle	2nd	-	-	-	-							
							Bottom	1st	25.2	8.1	22.0	6.6	7.0	94.9	3.5				7.9
							Bottom	2nd	24.5	8.0	22.7	6.6							
2019-05-03	Mid-Ebb	IS(Mf)9	Cloudy	Calm	12:37	2.7	Surface	1st	-	-	-	-	7.0	-	-	3.5	-	7.6	
							Surface	2nd	-	-	-	-							
							Middle	1st	24.8	8.1	21.6	7.0	7.1	94.6	3.5				7.2
							Middle	2nd	24.4	8.0	22.2	7.0							
							Bottom	1st	-	-	-	-	7.1	-	-				-
							Bottom	2nd	-	-	-	-							
2019-05-03	Mid-Ebb	IS7	Cloudy	Calm	12:46	2.6	Surface	1st	-	-	-	-	7.1	-	-	4.7	-	8.3	
							Surface	2nd	-	-	-	-							
							Middle	1st	25.2	8.1	23.8	7.1	7.1	98.9	4.6				7.8
							Middle	2nd	24.9	8.0	24.3	7.1							
							Bottom	1st	-	-	-	-	7.1	99.0	4.7				8.8
							Bottom	2nd	-	-	-	-							
2019-05-03	Mid-Ebb	IS(Mf)6	Cloudy	Calm	12:54	2.4	Surface	1st	-	-	-	-	7.1	-	-	3.3	-	7.5	
							Surface	2nd	-	-	-	-							
							Middle	1st	25.2	8.1	21.5	7.1	7.1	96.7	3.3				7.0
							Middle	2nd	24.7	8.1	22.1	7.1							
							Bottom	1st	-	-	-	-	7.1	96.3	3.3				7.9
							Bottom	2nd	-	-	-	-							
2019-05-03	Mid-Ebb	IS5	Cloudy	Calm	13:00	8.2	Surface	1st	24.8	8.1	23.3	6.8	6.8	93.5	4.3	5.1	9.7	11.3	
							Surface	2nd	24.4	8.0	23.9	6.8							
							Middle	1st	24.8	8.1	23.3	6.8	6.8	93.9	6.7				10.8
							Middle	2nd	24.4	8.0	24.0	6.8							
							Bottom	1st	24.9	8.1	24.3	6.8	6.8	94.2	4.3				13.3
							Bottom	2nd	24.6	8.0	24.9	6.8							
2019-05-03	Mid-Ebb	SR3(N)	Cloudy	Calm	13:08	3.8	Surface	1st	25.0	8.1	21.5	7.0	7.1	95.6	2.9	4.0	5.4	5.6	
							Surface	2nd	24.5	8.1	22.0	7.1							
							Middle	1st	-	-	-	-	7.0	95.7	5.4				6.1
							Middle	2nd	-	-	-	-							
							Bottom	1st	25.0	8.1	21.7	7.0	7.0	95.9	5.2				6.4
							Bottom	2nd	24.6	8.1	22.2	7.0							
2019-05-03	Mid-Flood	SR10A(N)	Cloudy	Moderate	18:49	11.8	Surface	1st	24.3	8.1	25.8	6.4	6.4	88.0	2.9	6.4	5.0	6.2	
							Surface	2nd	23.9	8.0	26.5	6.4							
							Middle	1st	24.6	8.0	26.6	6.3	6.3	88.4	9.5				6.3
							Middle	2nd	24.1	8.0	27.4	6.4							
							Bottom	1st	24.5	8.1	27.7	6.3	6.3	88.3	6.7				7.1
							Bottom	2nd	24.1	8.0	28.4	6.3							



Date (yyyy-mm-dd)	Tide	Station	Weather	Sea condition	Sampling Time	Water Depth (m)	Sampling Water Level	Replicate	Water Temperature (°C)	pH	Salinity (ppt)	DO (mg/L)	Average of DO (mg/L)	DO Saturation (%)	Turbidity (NTU)	Turbidity (NTU) (depth-averaged)	SS	SS (mg/L) (depth-averaged)	
2019-05-03	Mid-Flood	SR10B(N2)	Cloudy	Moderate	18:54	6.5	Surface	1st	24.3	8.1	28.2	6.3	6.3	88.4	5.6	5.0	10.9	9.9	
							Surface	2nd	23.8	8.0	29.0	6.3							
							Middle	1st	24.3	8.1	29.1	6.3	7.0	92.5	3.9				7.0
							Middle	2nd	24.0	8.0	29.7	6.3							
							Bottom	1st	22.9	8.1	24.1	6.9	93.0	4.0	7.8				
							Bottom	2nd	22.4	8.1	24.8	7.0							
2019-05-03	Mid-Flood	CSA	Cloudy	Moderate	18:29	32.7	Surface	1st	24.9	7.9	25.6	6.1	5.8	84.5	9.1	9.6	5.4	5.6	
							Surface	2nd	24.9	7.9	25.6	6.1							
							Middle	1st	24.9	7.9	29.3	5.4	5.5	77.9	10.4				4.3
							Middle	2nd	24.9	7.9	29.3	5.4							
							Bottom	1st	24.9	7.9	29.8	5.5	77.9	10.4	5.3				
							Bottom	2nd	24.9	7.9	29.8	5.5							
2019-05-03	Mid-Flood	CS6	Cloudy	Moderate	18:19	8.7	Surface	1st	24.8	7.9	25.5	6.2	6.1	86.0	9.2	10.0	7.5	9.5	
							Surface	2nd	24.8	7.9	25.5	6.2							
							Middle	1st	24.9	7.9	25.8	6.0	6.0	83.9	9.7				9.3
							Middle	2nd	24.9	7.9	25.7	6.0							
							Bottom	1st	24.9	7.9	27.1	6.0	84.0	11.0	11.4				
							Bottom	2nd	24.9	7.9	27.1	6.0							
2019-05-03	Mid-Flood	CS4	Cloudy	Moderate	17:13	16.1	Surface	1st	25.0	7.8	24.1	5.9	5.7	81.2	9.8	11.6	5.6	4.7	
							Surface	2nd	25.0	7.8	24.1	5.9							
							Middle	1st	24.9	7.8	25.8	5.5	5.3	76.9	10.8				4.7
							Middle	2nd	24.9	7.8	25.8	5.5							
							Bottom	1st	24.9	7.8	28.4	5.3	74.7	14.2	3.0				
							Bottom	2nd	24.9	7.8	28.4	5.3							
2019-05-03	Mid-Flood	SR6	Cloudy	Moderate	16:45	4.4	Surface	1st	24.8	7.8	23.1	6.1	6.1	83.9	12.6	15.7	10.2	10.0	
							Surface	2nd	24.8	7.8	23.1	6.1							
							Middle	1st	-	-	-	-	6.1	84.3	18.8				9.8
							Middle	2nd	-	-	-	-							
							Bottom	1st	24.8	7.8	24.6	6.1	84.2	18.9	10.9				
							Bottom	2nd	24.8	7.8	24.6	6.1							
2019-05-03	Mid-Flood	CS(Mf)3(N)	Cloudy	Moderate	17:00	7.0	Surface	1st	24.8	7.8	22.0	6.3	6.2	86.0	9.6	10.5	7.1	7.2	
							Surface	2nd	24.8	7.8	22.0	6.3							
							Middle	1st	24.9	7.8	23.2	6.1	6.2	84.1	10.4				8.0
							Middle	2nd	24.9	7.8	23.2	6.1							
							Bottom	1st	24.8	7.9	23.7	6.2	85.9	11.5	5.1				
							Bottom	2nd	24.8	7.9	23.7	6.2							
2019-05-03	Mid-Flood	SR5(N)	Cloudy	Moderate	17:36	9.1	Surface	1st	24.9	7.9	23.7	6.4	6.3	87.9	9.7	13.0	7.5	6.4	
							Surface	2nd	24.9	7.9	23.7	6.4							
							Middle	1st	25.0	7.9	24.1	6.1	5.9	81.7	18.4				4.4
							Middle	2nd	25.0	7.9	24.1	6.1							
							Bottom	1st	24.9	7.9	25.2	5.9	81.8	18.3	5.2				
							Bottom	2nd	24.9	7.9	25.2	5.9							
2019-05-03	Mid-Flood	IS10(N)	Cloudy	Moderate	17:43	12.3	Surface	1st	24.9	7.9	25.4	5.6	5.6	78.8	18.4	20.6	7.0	15.3	
							Surface	2nd	24.9	7.9	25.4	5.7							
							Middle	1st	24.9	7.9	26.1	5.6	5.8	80.8	21.9				22.9
							Middle	2nd	24.9	7.9	26.1	5.6							
							Bottom	1st	24.8	7.9	26.1	5.8	80.6	22.0	21.6				
							Bottom	2nd	24.8	7.9	26.1	5.8							
2019-05-03	Mid-Flood	IS(Mf)11	Cloudy	Moderate	17:49	11.5	Surface	1st	24.9	7.9	25.3	5.7	5.7	79.9	16.5	19.3	16.3	15.9	
							Surface	2nd	24.9	7.9	25.3	5.7							
							Middle	1st	24.9	7.9	26.2	5.6	5.7	80.2	21.5				14.9
							Middle	2nd	24.9	7.9	26.1	5.6							
							Bottom	1st	24.9	7.9	26.8	5.7	80.0	21.6	15.8				
							Bottom	2nd	24.9	7.9	26.9	5.7							
2019-05-03	Mid-Flood	CS(Mf)5	Cloudy	Moderate	18:13	12.5	Surface	1st	24.6	8.1	24.8	6.5	6.5	90.3	3.4	4.3	4.6	6.6	
							Surface	2nd	24.1	8.0	25.5	6.6							
							Middle	1st	24.6	8.0	24.9	6.4	6.5	88.6	4.8				6.7
							Middle	2nd	24.1	8.0	25.5	6.5							
							Bottom	1st	24.6	8.1	26.2	6.5	90.2	4.5	8.1				
							Bottom	2nd	24.1	8.0	26.8	6.5							
2019-05-03	Mid-Flood	SR7	Cloudy	Moderate	17:58	4.7	Surface	1st	24.9	7.9	25.6	5.9	5.9	82.5	13.5	14.6	20.8	17.1	
							Surface	2nd	24.9	7.9	25.6	5.9							
							Middle	1st	-	-	-	-	6.0	84.3	15.6				15.2
							Middle	2nd	-	-	-	-							
							Bottom	1st	24.9	7.9	26.2	6.0	84.3	15.6	14.2				
							Bottom	2nd	24.9	7.9	26.2	6.0							

Date (yyyy-mm-dd)	Tide	Station	Weather	Sea condition	Sampling Time	Water Depth (m)	Sampling Water Level	Replicate	Water Temperature (°C)	pH	Salinity (ppt)	DO (mg/L)	Average of DO (mg/L)	DO Saturation (%)	Turbidity (NTU)	Turbidity (NTU) (depth-averaged)	SS	SS (mg/L) (depth-averaged)
2019-05-03	Mid-Flood	IS17	Cloudy	Rough	17:51	9.4	Surface	1st	24.6	8.1	24.5	6.4	6.5	88.8	3.7	3.4	8.5	9.9
							Surface	2nd	24.2	8.0	25.2	6.5						
							Middle	1st	24.6	8.0	24.5	6.5	7.1	95.5	2.6			
							Middle	2nd	24.2	8.0	25.2	6.5						
							Bottom	1st	23.8	8.1	23.4	7.1	95.3	2.6				
							Bottom	2nd	23.4	8.1	24.1	7.1						
2019-05-03	Mid-Flood	IS(Mf)16	Cloudy	Moderate	17:45	5.7	Surface	1st	24.6	8.1	23.7	6.7	6.7	92.0	9.2	9.3	11.7	11.9
							Surface	2nd	24.2	8.0	24.3	6.7						
							Middle	1st	-	-	-	-	7.0	95.1	9.3			
							Middle	2nd	-	-	-	-						
							Bottom	1st	24.3	8.1	23.8	7.0	94.7	9.4				
							Bottom	2nd	24.0	8.1	24.4	6.9						
2019-05-03	Mid-Flood	IS8(N)	Cloudy	Calm	17:25	3.5	Surface	1st	24.6	8.1	23.3	6.7	6.8	92.4	8.7	7.6	5.4	6.6
							Surface	2nd	24.2	8.0	24.0	6.8						
							Middle	1st	-	-	-	-	7.0	95.3	6.5			
							Middle	2nd	-	-	-	-						
							Bottom	1st	24.5	8.1	23.5	7.0	95.0	6.8				
							Bottom	2nd	24.1	8.1	24.1	7.0						
2019-05-03	Mid-Flood	SR4(N2)	Cloudy	Calm	17:31	4.2	Surface	1st	24.6	8.1	22.4	6.8	6.8	92.3	3.7	4.8	8.1	8.8
							Surface	2nd	24.2	8.0	23.0	6.8						
							Middle	1st	-	-	-	-	7.0	95.2	5.7			
							Middle	2nd	-	-	-	-						
							Bottom	1st	24.5	8.1	23.3	7.0	94.9	5.6				
							Bottom	2nd	24.2	8.1	23.9	7.0						
2019-05-03	Mid-Flood	IS(Mf)9	Cloudy	Calm	17:17	2.9	Surface	1st	-	-	-	-	7.0	-	-	6.6	-	10.2
							Surface	2nd	-	-	-	-						
							Middle	1st	24.3	8.1	23.4	7.0	-	95.0	6.7			
							Middle	2nd	23.8	8.1	24.1	7.0						
							Bottom	1st	-	-	-	-	-	-	-			
							Bottom	2nd	-	-	-	-						
2019-05-03	Mid-Flood	IS7	Cloudy	Calm	17:07	2.7	Surface	1st	-	-	-	-	7.0	-	-	5.5	-	8.0
							Surface	2nd	-	-	-	-						
							Middle	1st	24.7	8.1	22.4	7.0	-	95.4	5.6			
							Middle	2nd	24.2	8.1	23.0	7.0						
							Bottom	1st	-	-	-	-	-	95.4	5.4			
							Bottom	2nd	-	-	-	-						
2019-05-03	Mid-Flood	IS(Mf)6	Cloudy	Calm	16:59	2.5	Surface	1st	-	-	-	-	7.1	-	-	4.0	-	10.4
							Surface	2nd	-	-	-	-						
							Middle	1st	24.7	8.1	22.4	7.0	-	96.3	4.0			
							Middle	2nd	24.2	8.1	23.0	7.1						
							Bottom	1st	-	-	-	-	-	96.3	3.9			
							Bottom	2nd	-	-	-	-						
2019-05-03	Mid-Flood	IS5	Cloudy	Calm	16:51	7.9	Surface	1st	24.7	8.1	20.9	7.1	7.0	96.7	3.2	2.9	5.5	7.7
							Surface	2nd	24.3	8.1	21.5	7.2						
							Middle	1st	24.8	8.1	22.4	6.9	6.9	93.9	3.1			
							Middle	2nd	24.3	8.1	23.0	6.9						
							Bottom	1st	24.8	8.1	22.6	6.8	94.1	3.0				
							Bottom	2nd	24.4	8.1	23.3	6.9						
2019-05-03	Mid-Flood	SR3(N)	Cloudy	Calm	16:46	3.6	Surface	1st	24.8	8.2	22.9	6.8	6.9	93.4	2.8	3.7	14.7	11.8
							Surface	2nd	24.3	8.1	23.5	6.9						
							Middle	1st	-	-	-	-	6.8	93.7	4.5			
							Middle	2nd	-	-	-	-						
							Bottom	1st	24.9	8.2	23.2	6.8	93.6	4.4				
							Bottom	2nd	24.5	8.1	23.8	6.8						
2019-05-06	Mid-Ebb	SR10A(N)	Cloudy	Moderate	14:00	11.2	Surface	1st	24.0	8.1	25.3	6.7	6.8	91.5	5.0	5.1	4.6	5.4
							Surface	2nd	23.9	8.1	25.3	6.7						
							Middle	1st	24.0	8.1	25.9	6.8	6.8	93.3	6.0			
							Middle	2nd	24.1	8.1	25.9	6.8						
							Bottom	1st	24.0	8.1	25.7	6.8	92.9	5.9				
							Bottom	2nd	24.0	8.1	25.7	6.8						
2019-05-06	Mid-Ebb	SR10B(N2)	Cloudy	Moderate	14:05	6.4	Surface	1st	24.2	8.1	26.2	6.5	6.6	90.6	6.4	5.7	6.3	6.5
							Surface	2nd	24.2	8.1	26.3	6.5						
							Middle	1st	24.2	8.1	26.5	6.6	6.7	92.7	3.6			
							Middle	2nd	24.2	8.1	26.5	6.6						
							Bottom	1st	24.2	8.1	26.5	6.7	92.5	3.8				
							Bottom	2nd	24.2	8.1	26.5	6.7						

Date (yyyy-mm-dd)	Tide	Station	Weather	Sea condition	Sampling Time	Water Depth (m)	Sampling Water Level	Replicate	Water Temperature (°C)	pH	Salinity (ppt)	DO (mg/L)	Average of DO (mg/L)	DO Saturation (%)	Turbidity (NTU)	Turbidity (NTU) (depth-averaged)	SS	SS (mg/L) (depth-averaged)
2019-05-06	Mid-Ebb	CSA	Cloudy	Moderate	13:43	31.2	Surface	1st	23.6	8.0	24.2	6.9	6.9	93.5	2.0	2.6	5.2	5.1
							Surface	2nd	23.6	8.0	24.2	6.9		93.5	1.9		6.2	
							Middle	1st	23.7	8.0	23.5	6.9	93.9	2.5	4.4			
							Middle	2nd	23.7	8.0	23.5	7.0	93.9	2.5	5.3			
							Bottom	1st	23.7	8.0	24.4	6.9	6.9	94.2	3.4	4.3		
							Bottom	2nd	23.7	8.0	24.4	6.9		93.8	3.2	5.3		
2019-05-06	Mid-Ebb	CS6	Cloudy	Moderate	13:33	9.6	Surface	1st	23.7	8.0	25.3	6.8	6.8	92.9	5.3	3.7	3.9	4.6
							Surface	2nd	23.7	8.0	25.3	6.8		92.9	5.6		4.9	
							Middle	1st	23.7	8.0	25.8	6.8	93.7	3.1	4.6			
							Middle	2nd	23.7	8.0	25.7	6.8	93.4	3.2	4.6			
							Bottom	1st	23.6	8.0	25.3	7.0	7.0	95.6	2.5	4.5		
							Bottom	2nd	23.6	8.0	25.3	7.0		95.2	2.5	5.3		
2019-05-06	Mid-Ebb	CS4	Cloudy	Moderate	12:41	16.7	Surface	1st	23.6	8.0	23.1	6.8	6.9	91.6	3.2	3.2	3.7	3.9
							Surface	2nd	23.6	8.0	23.1	6.8		91.5	3.3		3.9	
							Middle	1st	23.7	8.0	23.0	6.9	93.1	3.1	4.6			
							Middle	2nd	23.7	8.0	23.0	6.9	92.7	2.9	4.1			
							Bottom	1st	23.6	8.0	23.0	7.1	7.1	95.0	3.3	3.2		
							Bottom	2nd	23.6	8.0	23.0	7.0		94.6	3.5	3.6		
2019-05-06	Mid-Ebb	SR6	Cloudy	Moderate	12:11	4.2	Surface	1st	23.9	8.0	23.6	6.8	6.8	92.2	2.2	3.2	4.1	5.5
							Surface	2nd	23.8	8.0	23.6	6.8		92.0	2.0		4.7	
							Middle	1st	-	-	-	-	-	-	-			
							Middle	2nd	-	-	-	-	-	-	-			
							Bottom	1st	23.9	8.0	23.5	6.8	6.8	92.3	4.3	6.4		
							Bottom	2nd	23.9	8.0	23.5	6.8		92.3	4.2	6.8		
2019-05-06	Mid-Ebb	CS(Mf)3(N)	Cloudy	Moderate	12:24	7.5	Surface	1st	23.8	7.9	23.7	6.7	6.8	91.5	5.6	10.2	5.9	6.0
							Surface	2nd	23.8	7.9	23.7	6.8		91.5	5.7		5.9	
							Middle	1st	23.9	7.9	23.7	6.8	92.3	19.9	5.4			
							Middle	2nd	23.9	7.9	23.7	6.8	92.3	21.2	5.2			
							Bottom	1st	23.8	8.0	23.9	6.9	6.9	93.3	4.5	6.2		
							Bottom	2nd	23.8	7.9	23.9	6.9		93.1	4.2	7.1		
2019-05-06	Mid-Ebb	SR5(N)	Cloudy	Moderate	12:58	9.4	Surface	1st	23.7	8.0	23.1	6.9	6.9	92.7	2.1	3.1	3.8	4.5
							Surface	2nd	23.7	8.0	23.1	6.9		92.6	2.1		4.6	
							Middle	1st	23.7	8.0	23.2	6.9	93.4	3.0	4.4			
							Middle	2nd	23.6	8.0	23.2	6.9	93.3	3.1	3.4			
							Bottom	1st	23.6	8.0	23.5	7.0	7.0	95.1	4.1	5.3		
							Bottom	2nd	23.6	8.0	23.5	7.0		94.7	4.1	5.5		
2019-05-06	Mid-Ebb	IS10(N)	Cloudy	Moderate	13:03	12.4	Surface	1st	23.6	8.0	23.6	6.9	6.9	92.5	3.7	4.6	4.7	6.2
							Surface	2nd	23.6	8.0	23.6	6.9		92.5	3.4		5.6	
							Middle	1st	23.7	8.0	24.0	6.8	92.6	4.7	5.5			
							Middle	2nd	23.7	8.0	24.0	6.8	92.5	4.7	5.4			
							Bottom	1st	23.7	8.0	24.2	6.9	6.9	93.5	5.5	8.0		
							Bottom	2nd	23.7	8.0	24.2	6.9		93.5	5.5	8.1		
2019-05-06	Mid-Ebb	IS(Mf)11	Cloudy	Moderate	13:08	11.3	Surface	1st	23.6	8.0	23.5	7.0	7.0	94.9	2.3	3.7	5.6	6.9
							Surface	2nd	23.7	8.0	23.5	7.0		94.6	2.3		6.5	
							Middle	1st	23.7	8.0	23.7	6.9	93.0	4.6	6.8			
							Middle	2nd	23.7	8.0	23.7	6.9	93.0	4.8	7.3			
							Bottom	1st	23.7	8.0	23.7	7.0	7.0	95.1	4.3	7.4		
							Bottom	2nd	23.7	8.0	23.7	7.0		94.5	3.8	7.6		
2019-05-06	Mid-Ebb	CS(Mf)5	Cloudy	Moderate	13:32	12.1	Surface	1st	24.1	8.1	24.4	6.6	6.6	90.4	6.7	6.7	5.4	6.4
							Surface	2nd	24.1	8.1	24.4	6.6		90.4	6.5		6.1	
							Middle	1st	24.1	8.1	24.6	6.6	90.3	8.6	5.6			
							Middle	2nd	24.1	8.1	24.6	6.6	90.3	7.7	6.6			
							Bottom	1st	24.1	8.1	25.2	6.7	6.7	91.4	5.3	7.5		
							Bottom	2nd	24.1	8.1	25.2	6.6		91.3	5.3	7.3		
2019-05-06	Mid-Ebb	SR7	Cloudy	Moderate	13:16	4.5	Surface	1st	23.7	8.0	23.6	7.0	7.0	94.3	3.8	4.2	6.4	6.3
							Surface	2nd	23.7	8.0	23.6	7.0		94.2	3.5		7.3	
							Middle	1st	-	-	-	-	-	-	-			
							Middle	2nd	-	-	-	-	-	-	-			
							Bottom	1st	23.7	8.0	23.7	7.2	7.2	96.9	4.6	5.9		
							Bottom	2nd	23.7	8.0	23.7	7.1		96.6	4.9	5.5		
2019-05-06	Mid-Ebb	IS17	Cloudy	Moderate	13:12	8.2	Surface	1st	23.9	8.0	23.9	6.9	6.8	93.3	7.5	10.5	6.6	7.1
							Surface	2nd	23.9	8.0	23.9	6.9		93.1	7.0		6.0	
							Middle	1st	24.0	8.0	24.4	6.6	90.1	13.0	7.3			
							Middle	2nd	24.0	8.0	24.4	6.6	90.1	12.1	8.3			
							Bottom	1st	24.0	8.0	24.5	6.8	6.8	93.4	11.4	7.8		
							Bottom	2nd	24.0	8.0	24.5	6.8		93.2	11.9	6.8		

Date (yyyy-mm-dd)	Tide	Station	Weather	Sea condition	Sampling Time	Water Depth (m)	Sampling Water Level	Replicate	Water Temperature (°C)	pH	Salinity (ppt)	DO (mg/L)	Average of DO (mg/L)	DO Saturation (%)	Turbidity (NTU)	Turbidity (NTU) (depth-averaged)	SS	SS (mg/L) (depth-averaged)
2019-05-06	Mid-Ebb	IS(Mf)16	Cloudy	Moderate	13:06	5.8	Surface	1st	23.9	8.0	24.5	6.7	6.7	91.0	8.6	8.4	7.3	8.5
							Surface	2nd	23.9	8.0	24.5	6.7		91.1	8.4		7.5	
							Middle	1st	-	-	-	-	-	-	-	-	-	-
							Middle	2nd	-	-	-	-	-	-	-	-	-	-
							Bottom	1st	23.9	8.1	24.9	6.8	6.8	93.0	8.6	10.1		
							Bottom	2nd	23.9	8.1	24.9	6.8		92.6	8.1	9.1		
2019-05-06	Mid-Ebb	IS8(N)	Cloudy	Calm	12:45	3.4	Surface	1st	23.9	8.1	24.1	6.8	6.8	92.2	8.7	9.6	5.5	11.5
							Surface	2nd	23.9	8.1	24.1	6.8		92.2	8.4		6.3	
							Middle	1st	-	-	-	-	-	-	-	-	-	-
							Middle	2nd	-	-	-	-	-	-	-	-	-	-
							Bottom	1st	23.8	8.1	24.4	6.9	6.9	93.9	10.6	16.7		
							Bottom	2nd	23.8	8.1	24.4	6.9		93.8	10.5	17.3		
2019-05-06	Mid-Ebb	SR4(N2)	Cloudy	Calm	12:52	4.0	Surface	1st	23.9	8.0	23.9	6.8	6.8	92.9	12.2	9.6	6.2	5.6
							Surface	2nd	23.9	8.0	23.9	6.8		92.9	12.1		5.3	
							Middle	1st	-	-	-	-	-	-	-	-	-	-
							Middle	2nd	-	-	-	-	-	-	-	-	-	-
							Bottom	1st	23.9	8.1	23.9	7.0	7.0	94.9	6.9	6.0		
							Bottom	2nd	23.9	8.1	23.9	7.0		94.7	7.1	5.0		
2019-05-06	Mid-Ebb	IS(Mf)9	Cloudy	Calm	12:36	3.2	Surface	1st	23.9	8.1	24.5	6.9	6.9	94.0	5.3	4.9	4.1	4.4
							Surface	2nd	23.9	8.1	24.5	6.9		93.8	5.3		4.7	
							Middle	1st	-	-	-	-	-	-	-	-	-	-
							Middle	2nd	-	-	-	-	-	-	-	-	-	-
							Bottom	1st	23.9	8.1	24.5	7.0	7.0	95.5	4.4	4.9		
							Bottom	2nd	23.9	8.1	24.5	7.0		95.3	4.6	3.9		
2019-05-06	Mid-Ebb	IS7	Cloudy	Calm	12:29	2.9	Surface	1st	-	-	-	-	6.9	-	-	5.1	-	6.5
							Surface	2nd	-	-	-	-		-	-		-	
							Middle	1st	23.9	8.1	24.5	6.9	93.7	5.1	6.0			
							Middle	2nd	23.9	8.1	24.5	6.9	93.5	5.0	6.9			
							Bottom	1st	-	-	-	-	-	-	-	-	-	
							Bottom	2nd	-	-	-	-	-	-	-	-	-	
2019-05-06	Mid-Ebb	IS(Mf)6	Cloudy	Calm	12:24	2.8	Surface	1st	-	-	-	-	6.8	-	-	7.3	-	7.9
							Surface	2nd	-	-	-	-		-	-		-	
							Middle	1st	23.8	8.1	24.9	6.8	92.9	7.4	7.8			
							Middle	2nd	23.8	8.1	24.9	6.8	92.7	7.2	7.9			
							Bottom	1st	-	-	-	-	-	-	-	-	-	
							Bottom	2nd	-	-	-	-	-	-	-	-	-	
2019-05-06	Mid-Ebb	IS5	Cloudy	Moderate	12:16	9.8	Surface	1st	24.0	8.1	25.7	6.7	6.7	92.1	6.8	7.1	15.9	12.7
							Surface	2nd	24.1	8.1	25.7	6.7		92.1	6.8		12.9	
							Middle	1st	24.0	8.1	25.7	6.7	92.1	6.8	12.3			
							Middle	2nd	24.1	8.1	25.7	6.7	92.1	6.8	13.4			
							Bottom	1st	24.0	8.1	25.6	6.9	6.9	95.1	7.3	10.2		
							Bottom	2nd	24.0	8.1	25.6	6.9		94.9	7.9	11.4		
2019-05-06	Mid-Ebb	SR3(N)	Cloudy	Calm	12:10	3.4	Surface	1st	24.2	8.1	24.9	6.7	6.7	91.4	6.8	7.0	8.2	9.0
							Surface	2nd	24.2	8.1	24.9	6.6		91.3	6.7		8.3	
							Middle	1st	-	-	-	-	-	-	-	-	-	
							Middle	2nd	-	-	-	-	-	-	-	-	-	
							Bottom	1st	24.2	8.2	25.3	6.7	6.7	92.2	7.3	10.2		
							Bottom	2nd	24.2	8.1	25.3	6.7		92.1	7.3	9.3		
2019-05-06	Mid-Flood	SR10A(N)	Cloudy	Moderate	6:03	11.2	Surface	1st	24.0	7.8	24.4	6.6	6.6	90.8	3.1	3.2	2.7	3.3
							Surface	2nd	24.0	7.8	24.4	6.6		90.8	3.1		2.7	
							Middle	1st	24.0	7.8	24.7	6.7	91.0	3.4	3.5			
							Middle	2nd	24.0	7.8	24.7	6.6	90.9	3.4	3.9			
							Bottom	1st	24.0	7.8	24.7	6.7	6.7	92.1	3.1	3.9		
							Bottom	2nd	24.0	7.8	24.8	6.7		91.7	3.1	2.9		
2019-05-06	Mid-Flood	SR10B(N2)	Cloudy	Moderate	6:08	5.6	Surface	1st	24.2	8.0	28.6	6.3	6.3	88.1	12.7	9.9	9.3	10.3
							Surface	2nd	24.2	8.0	28.6	6.3		88.1	13.1		9.7	
							Middle	1st	-	-	-	-	-	-	-	-	-	
							Middle	2nd	-	-	-	-	-	-	-	-	-	
							Bottom	1st	24.2	7.9	28.6	6.3	6.3	88.7	7.0	11.6		
							Bottom	2nd	24.2	7.9	28.6	6.3		88.4	6.9	10.6		
2019-05-06	Mid-Flood	CSA	Cloudy	Moderate	6:09	30.8	Surface	1st	23.7	7.8	25.9	6.6	6.6	90.1	2.4	2.4	5.7	7.0
							Surface	2nd	23.7	7.8	25.9	6.6		89.8	2.3		6.7	
							Middle	1st	23.7	7.8	26.0	6.6	89.8	2.4	6.9			
							Middle	2nd	23.7	7.8	26.0	6.5	89.6	2.5	7.4			
							Bottom	1st	23.7	7.7	25.9	6.6	6.6	90.1	2.5	7.2		
							Bottom	2nd	23.7	7.8	25.9	6.6		90.1	2.4	7.8		

Date (yyyy-mm-dd)	Tide	Station	Weather	Sea condition	Sampling Time	Water Depth (m)	Sampling Water Level	Replicate	Water Temperature (°C)	pH	Salinity (ppt)	DO (mg/L)	Average of DO (mg/L)	DO Saturation (%)	Turbidity (NTU)	Turbidity (NTU) (depth-averaged)	SS	SS (mg/L) (depth-averaged)
2019-05-06	Mid-Flood	CS6	Cloudy	Moderate	6:22	9.7	Surface	1st	23.6	7.9	25.9	6.7	6.8	91.8	3.7	4.9	6.9	6.0
							Surface	2nd	23.6	7.9	25.8	6.7						
							Middle	1st	23.6	7.9	24.8	6.9	93.5	2.9	3.5			
							Middle	2nd	23.6	7.9	24.8	6.7	91.3	2.8	4.5			
							Bottom	1st	23.6	7.8	24.8	6.9	93.8	8.1	6.4			
							Bottom	2nd	23.6	7.9	24.9	6.8	91.7	8.0	6.5			
2019-05-06	Mid-Flood	CS4	Cloudy	Moderate	7:12	16.4	Surface	1st	23.7	7.9	23.6	6.8	6.8	91.2	2.6	2.8	4.2	5.2
							Surface	2nd	23.5	7.9	24.0	6.7						
							Middle	1st	23.6	7.9	23.5	6.8	92.2	3.0	6.2			
							Middle	2nd	23.5	7.9	23.9	6.7	90.7	3.1	5.8			
							Bottom	1st	23.6	7.9	23.5	6.8	92.3	2.5	5.5			
							Bottom	2nd	23.7	7.9	23.6	6.7	91.1	2.6	4.5			
2019-05-06	Mid-Flood	SR6	Cloudy	Moderate	7:40	4.3	Surface	1st	23.6	8.0	25.2	6.8	6.8	92.5	7.3	7.3	14.1	13.8
							Surface	2nd	23.6	8.0	25.2	6.8						
							Middle	1st	-	-	-	-	-	-	-			
							Middle	2nd	-	-	-	-	-	-	-			
							Bottom	1st	23.6	7.9	25.2	6.9	94.1	7.0	14.1			
							Bottom	2nd	23.6	7.9	25.2	6.9	93.9	7.2	13.2			
2019-05-06	Mid-Flood	CS(Mf)3(N)	Cloudy	Moderate	7:24	7.2	Surface	1st	23.5	7.9	23.1	6.8	6.8	90.9	6.3	7.1	16.9	14.6
							Surface	2nd	23.6	7.9	23.0	6.8						
							Middle	1st	23.6	7.9	23.0	6.9	92.5	7.3	13.5			
							Middle	2nd	23.6	7.9	23.0	6.8	92.1	7.1	14.8			
							Bottom	1st	23.6	7.9	23.0	6.9	92.8	7.6	14.6			
							Bottom	2nd	23.5	7.9	23.1	6.8	90.7	7.9	12.8			
2019-05-06	Mid-Flood	SR5(N)	Cloudy	Moderate	6:58	9.5	Surface	1st	23.5	7.9	24.8	6.7	6.7	91.1	3.9	4.6	8.8	8.8
							Surface	2nd	23.6	7.9	24.8	6.7						
							Middle	1st	23.5	7.9	24.8	6.8	91.7	4.7	8.9			
							Middle	2nd	23.5	7.9	24.8	6.7	90.8	4.7	9.9			
							Bottom	1st	23.5	7.9	24.8	6.8	91.8	4.7	7.2			
							Bottom	2nd	23.5	7.9	24.8	6.7	91.0	4.7	8.3			
2019-05-06	Mid-Flood	IS10(N)	Cloudy	Moderate	6:52	12.6	Surface	1st	23.5	8.0	24.7	6.9	6.8	93.0	3.6	3.6	8.7	8.4
							Surface	2nd	23.5	8.0	24.8	6.7						
							Middle	1st	23.5	8.0	24.7	6.8	92.5	3.8	8.6			
							Middle	2nd	23.5	8.0	24.7	6.8	91.5	3.4	9.1			
							Bottom	1st	23.5	8.0	24.7	6.9	93.0	3.8	8.2			
							Bottom	2nd	23.5	8.0	24.7	6.8	91.4	3.6	8.3			
2019-05-06	Mid-Flood	IS(Mf)11	Cloudy	Moderate	6:47	11.2	Surface	1st	23.4	8.0	24.7	6.9	6.9	92.7	4.1	4.0	6.9	8.7
							Surface	2nd	23.3	8.0	24.8	6.8						
							Middle	1st	23.4	8.0	24.4	6.9	92.8	4.0	8.8			
							Middle	2nd	23.4	8.0	24.5	6.9	92.6	3.7	9.8			
							Bottom	1st	23.4	8.0	24.4	6.9	93.1	3.9	9.1			
							Bottom	2nd	23.3	8.0	24.5	6.9	92.6	3.9	10.0			
2019-05-06	Mid-Flood	CS(Mf)5	Cloudy	Moderate	6:37	12.3	Surface	1st	23.8	8.0	24.0	6.8	6.7	92.4	8.0	6.1	4.2	4.8
							Surface	2nd	23.8	8.0	24.0	6.8						
							Middle	1st	23.8	8.0	24.7	6.6	89.6	5.1	3.0			
							Middle	2nd	23.8	8.0	24.7	6.6	89.7	5.1	4.0			
							Bottom	1st	23.9	8.0	25.5	6.6	90.1	5.2	6.5			
							Bottom	2nd	23.9	8.0	25.5	6.6	89.9	5.2	6.3			
2019-05-06	Mid-Flood	SR7	Cloudy	Moderate	6:40	4.3	Surface	1st	23.6	7.9	24.7	6.8	6.8	91.9	3.4	3.6	7.4	7.0
							Surface	2nd	23.5	7.9	24.7	6.7						
							Middle	1st	-	-	-	-	-	-	-			
							Middle	2nd	-	-	-	-	-	-	-			
							Bottom	1st	23.5	7.9	24.7	6.8	92.6	3.7	5.8			
							Bottom	2nd	23.3	7.9	24.5	6.8	91.7	3.8	6.8			
2019-05-06	Mid-Flood	IS17	Cloudy	Moderate	6:56	7.3	Surface	1st	23.9	8.0	23.7	6.7	6.8	90.9	8.0	7.1	4.4	4.8
							Surface	2nd	23.9	8.0	23.7	6.7						
							Middle	1st	23.9	8.0	24.1	6.9	93.1	8.0	6.2			
							Middle	2nd	23.9	8.0	24.0	6.8	92.9	7.6	5.2			
							Bottom	1st	23.9	8.0	24.3	6.7	90.8	5.9	3.9			
							Bottom	2nd	23.9	8.0	24.3	6.7	90.7	5.9	4.9			
2019-05-06	Mid-Flood	IS(Mf)16	Cloudy	Moderate	7:06	5.7	Surface	1st	23.9	8.0	23.9	6.8	6.8	92.1	5.3	5.3	4.4	5.1
							Surface	2nd	23.9	8.0	23.9	6.8						
							Middle	1st	-	-	-	-	-	-	-			
							Middle	2nd	-	-	-	-	-	-	-			
							Bottom	1st	23.9	8.0	24.0	6.8	92.8	5.4	5.9			
							Bottom	2nd	23.9	8.0	24.0	6.8	92.7	5.4	4.9			

Date (yyyy-mm-dd)	Tide	Station	Weather	Sea condition	Sampling Time	Water Depth (m)	Sampling Water Level	Replicate	Water Temperature (°C)	pH	Salinity (ppt)	DO (mg/L)	Average of DO (mg/L)	DO Saturation (%)	Turbidity (NTU)	Turbidity (NTU) (depth-averaged)	SS	SS (mg/L) (depth-averaged)	
2019-05-06	Mid-Flood	IS8(N)	Cloudy	Calm	7:27	3.8	Surface	1st	23.8	8.0	23.5	6.8	6.8	92.3	4.9	4.9	3.3	4.4	
							Surface	2nd	23.8	8.0	23.5	6.8							92.3
							Middle	1st	-	-	-	-	-	-	-		-		-
							Middle	2nd	-	-	-	-	-	-	-		-		-
							Bottom	1st	23.8	8.0	23.7	6.8	6.8	92.7	4.9		5.3		
							Bottom	2nd	23.8	8.0	23.7	6.8							92.6
2019-05-06	Mid-Flood	SR4(N2)	Cloudy	Calm	7:21	4.0	Surface	1st	23.9	8.0	24.2	6.7	6.7	91.1	7.2	7.4	5.2	6.1	
							Surface	2nd	23.9	8.0	24.2	6.7							91.0
							Middle	1st	-	-	-	-	-	-	-		-		-
							Middle	2nd	-	-	-	-	-	-	-		-		-
							Bottom	1st	23.8	8.0	24.4	6.9	6.9	93.9	7.4		6.7		
							Bottom	2nd	23.8	8.0	24.4	6.9							93.6
2019-05-06	Mid-Flood	IS(Mf)9	Cloudy	Calm	7:35	3.4	Surface	1st	23.8	8.0	23.9	6.7	6.7	90.6	7.2	8.7	4.2	5.0	
							Surface	2nd	23.8	8.0	23.9	6.7							90.7
							Middle	1st	-	-	-	-	-	-	-		-		-
							Middle	2nd	-	-	-	-	-	-	-		-		-
							Bottom	1st	23.8	8.0	24.3	6.9	6.9	93.9	10.0		6.4		
							Bottom	2nd	23.8	8.0	24.3	6.9							93.7
2019-05-06	Mid-Flood	IS7	Cloudy	Calm	7:42	2.9	Surface	1st	-	-	-	-	7.0	-	-	7.8	-	10.1	
							Surface	2nd	-	-	-	-							-
							Middle	1st	23.6	8.0	24.6	7.0	7.0	94.3	7.7		9.4		
							Middle	2nd	23.6	8.0	24.6	6.9							93.9
							Bottom	1st	-	-	-	-	-	-	-		-		-
							Bottom	2nd	-	-	-	-	-	-	-		-		-
2019-05-06	Mid-Flood	IS(Mf)6	Cloudy	Calm	7:51	2.8	Surface	1st	-	-	-	-	7.0	-	-	7.7	-	8.0	
							Surface	2nd	-	-	-	-							-
							Middle	1st	23.6	8.0	24.4	7.0	7.0	94.9	7.5		7.5		
							Middle	2nd	23.6	8.0	24.4	7.0							94.6
							Bottom	1st	-	-	-	-	-	-	-		-		-
							Bottom	2nd	-	-	-	-	-	-	-		-		-
2019-05-06	Mid-Flood	IS5	Cloudy	Moderate	8:06	8.9	Surface	1st	23.6	8.0	24.3	6.8	6.8	91.8	6.1	6.6	6.5	7.4	
							Surface	2nd	23.6	8.0	24.3	6.8							91.7
							Middle	1st	23.6	8.0	24.5	6.8	6.9	92.0	7.8		8.5		
							Middle	2nd	23.6	8.0	24.5	6.8							91.9
							Bottom	1st	23.6	8.0	24.4	6.9	6.9	94.2	5.7		7.0		
							Bottom	2nd	23.6	8.0	24.4	6.9							94.1
2019-05-06	Mid-Flood	SR3(N)	Cloudy	Calm	8:13	3.6	Surface	1st	23.6	8.1	24.7	7.0	7.0	95.1	4.9	4.2	6.2	6.8	
							Surface	2nd	23.6	8.0	24.7	7.0							94.9
							Middle	1st	-	-	-	-	-	-	-		-		-
							Middle	2nd	-	-	-	-	-	-	-		-		-
							Bottom	1st	23.6	8.1	24.7	7.1	7.1	97.0	3.2		7.3		
							Bottom	2nd	23.6	8.1	24.7	7.1							96.5
2019-05-08	Mid-Ebb	SR10A(N)	Rainy	Moderate	15:10	12.4	Surface	1st	23.5	8.0	25.6	6.7	6.8	91.4	3.6	4.2	3.6	3.9	
							Surface	2nd	23.5	8.0	25.6	6.7							91.4
							Middle	1st	23.5	7.9	25.8	6.8	7.0	92.5	6.1		4.4		
							Middle	2nd	23.5	7.9	25.8	6.8							92.2
							Bottom	1st	23.4	7.9	25.8	7.0	7.0	95.2	3.0		3.4		
							Bottom	2nd	23.4	7.9	25.8	7.0							94.6
2019-05-08	Mid-Ebb	SR10B(N2)	Rainy	Moderate	15:13	5.6	Surface	1st	23.5	7.9	26.8	6.6	6.6	91.1	5.6	5.4	6.2	6.1	
							Surface	2nd	23.6	7.9	26.8	6.6							91.0
							Middle	1st	-	-	-	-	-	-	-		-		-
							Middle	2nd	-	-	-	-	-	-	-		-		-
							Bottom	1st	23.5	7.9	26.8	6.8	6.8	93.2	5.1		6.2		
							Bottom	2nd	23.5	7.9	26.8	6.8							92.6
2019-05-08	Mid-Ebb	CSA	Rainy	Moderate	14:54	31.8	Surface	1st	23.4	8.0	22.8	7.1	7.1	95.0	9.7	8.4	4.3	4.4	
							Surface	2nd	23.4	8.0	22.9	7.1							95.0
							Middle	1st	23.3	8.0	23.1	7.0	7.1	94.2	6.9		4.0		
							Middle	2nd	23.3	8.0	23.1	7.0							94.1
							Bottom	1st	23.3	8.0	23.1	7.1	7.1	95.7	9.1		4.7		
							Bottom	2nd	23.3	8.0	23.1	7.1							95.5
2019-05-08	Mid-Ebb	CS6	Rainy	Moderate	14:46	9.4	Surface	1st	23.5	8.0	23.5	7.1	7.2	95.0	16.0	8.8	3.8	4.2	
							Surface	2nd	23.5	8.0	23.5	7.1							94.9
							Middle	1st	22.8	8.0	23.5	7.2	7.2	95.4	4.1		4.2		
							Middle	2nd	22.7	8.0	23.5	7.2							95.6
							Bottom	1st	23.4	8.0	23.4	7.2	7.2	97.0	6.6		4.7		
							Bottom	2nd	23.4	8.0	23.4	7.2							96.8

Date (yyyy-mm-dd)	Tide	Station	Weather	Sea condition	Sampling Time	Water Depth (m)	Sampling Water Level	Replicate	Water Temperature (°C)	pH	Salinity (ppt)	DO (mg/L)	Average of DO (mg/L)	DO Saturation (%)	Turbidity (NTU)	Turbidity (NTU) (depth-averaged)	SS	SS (mg/L) (depth-averaged)
2019-05-08	Mid-Ebb	CS4	Rainy	Moderate	14:00	17.9	Surface	1st	23.6	8.0	22.7	6.9	6.9	92.9	8.3	8.5	4.0	4.9
							Surface	2nd	23.6	8.0	22.7	6.9						
							Middle	1st	23.5	8.0	23.0	6.9	7.1	95.4	7.0			
							Middle	2nd	23.5	8.0	23.0	6.9						
							Bottom	1st	23.4	8.0	23.0	7.1	95.2	7.2				
							Bottom	2nd	23.4	8.0	23.0	7.1						
2019-05-08	Mid-Ebb	SR6	Rainy	Moderate	13:27	4.5	Surface	1st	23.5	8.1	24.3	6.8	6.8	92.0	5.6	6.0	7.7	8.4
							Surface	2nd	23.5	8.1	24.3	6.8						
							Middle	1st	-	-	-	-	7.0	94.3	6.3			
							Middle	2nd	-	-	-	-						
							Bottom	1st	23.6	8.1	23.1	7.0	94.1	6.5				
							Bottom	2nd	23.6	8.1	23.1	7.0						
2019-05-08	Mid-Ebb	CS(Mf)3(N)	Rainy	Moderate	13:45	7.4	Surface	1st	23.3	8.0	21.2	7.2	7.1	95.2	4.0	6.0	5.3	5.9
							Surface	2nd	23.4	8.0	21.2	7.2						
							Middle	1st	23.2	8.0	21.9	7.0	7.3	92.5	6.5			
							Middle	2nd	23.2	8.0	21.9	7.0						
							Bottom	1st	23.2	8.1	21.4	7.3	97.0	7.6				
							Bottom	2nd	23.2	8.1	21.4	7.3						
2019-05-08	Mid-Ebb	SR5(N)	Rainy	Moderate	14:15	9.2	Surface	1st	22.9	7.9	22.6	7.1	7.1	94.2	3.4	6.7	6.4	6.0
							Surface	2nd	23.0	7.9	22.6	7.1						
							Middle	1st	23.1	7.8	22.0	7.0	7.1	94.6	8.3			
							Middle	2nd	23.1	7.8	22.0	7.0						
							Bottom	1st	23.2	7.7	22.0	7.1	94.4	8.3				
							Bottom	2nd	23.2	7.7	22.0	7.1						
2019-05-08	Mid-Ebb	IS10(N)	Rainy	Moderate	14:19	12.1	Surface	1st	23.5	8.0	22.7	6.9	6.9	92.8	7.6	9.7	7.1	6.9
							Surface	2nd	23.5	8.0	22.7	6.9						
							Middle	1st	23.4	8.0	22.6	6.9	7.2	95.5	10.9			
							Middle	2nd	23.4	8.0	22.6	6.9						
							Bottom	1st	23.2	8.0	22.5	7.1	94.9	10.9				
							Bottom	2nd	23.2	8.0	22.5	7.1						
2019-05-08	Mid-Ebb	IS(Mf)11	Rainy	Moderate	14:23	11.2	Surface	1st	23.5	8.0	23.2	7.0	7.0	93.4	9.8	9.2	8.7	8.5
							Surface	2nd	23.5	8.0	23.2	7.0						
							Middle	1st	23.4	8.0	23.2	6.9	7.1	93.1	9.3			
							Middle	2nd	23.5	8.0	23.2	6.9						
							Bottom	1st	23.3	8.0	23.0	7.1	95.4	8.6				
							Bottom	2nd	23.3	8.0	23.0	7.1						
2019-05-08	Mid-Ebb	CS(Mf)5	Rainy	Moderate	14:44	12.7	Surface	1st	23.3	7.9	24.2	6.7	6.8	90.7	6.8	5.7	7.8	7.2
							Surface	2nd	23.3	7.9	24.3	6.7						
							Middle	1st	23.3	7.9	24.4	6.8	7.0	93.4	4.9			
							Middle	2nd	23.3	7.9	24.3	6.8						
							Bottom	1st	23.2	7.9	24.5	7.0	93.8	4.9				
							Bottom	2nd	23.2	7.9	24.4	6.9						
2019-05-08	Mid-Ebb	SR7	Rainy	Moderate	14:30	4.6	Surface	1st	23.5	8.0	23.2	6.9	6.9	93.1	8.5	8.1	9.8	10.0
							Surface	2nd	23.5	8.0	23.2	6.9						
							Middle	1st	-	-	-	-	7.2	95.9	7.8			
							Middle	2nd	-	-	-	-						
							Bottom	1st	23.4	8.0	23.1	7.1	95.7	7.3				
							Bottom	2nd	23.4	8.0	23.1	7.1						
2019-05-08	Mid-Ebb	IS17	Rainy	Moderate	14:29	9.5	Surface	1st	23.3	7.9	23.5	6.8	6.8	91.1	7.7	7.8	7.7	7.9
							Surface	2nd	23.3	7.9	23.5	6.8						
							Middle	1st	23.3	7.9	23.6	6.8	6.9	93.0	6.9			
							Middle	2nd	23.3	7.9	23.6	6.7						
							Bottom	1st	23.2	7.9	23.7	6.9	92.0	6.8				
							Bottom	2nd	23.2	7.9	23.7	6.9						
2019-05-08	Mid-Ebb	IS(Mf)16	Rainy	Moderate	14:22	5.8	Surface	1st	23.0	7.9	24.7	6.9	6.9	92.4	6.6	6.3	7.7	8.1
							Surface	2nd	23.0	7.9	24.7	6.9						
							Middle	1st	-	-	-	-	7.1	95.3	6.0			
							Middle	2nd	-	-	-	-						
							Bottom	1st	23.0	7.9	24.8	7.1	95.0	6.0				
							Bottom	2nd	23.0	7.9	24.8	7.1						
2019-05-08	Mid-Ebb	IS8(N)	Rainy	Moderate	14:03	3.7	Surface	1st	22.9	8.0	24.5	6.9	6.9	92.4	12.6	8.8	10.8	12.3
							Surface	2nd	22.9	8.0	24.5	6.9						
							Middle	1st	-	-	-	-	7.0	94.0	5.0			
							Middle	2nd	-	-	-	-						
							Bottom	1st	22.8	8.0	24.4	7.0	93.5	5.1				
							Bottom	2nd	22.8	8.0	24.4	7.0						

Date (yyyy-mm-dd)	Tide	Station	Weather	Sea condition	Sampling Time	Water Depth (m)	Sampling Water Level	Replicate	Water Temperature (°C)	pH	Salinity (ppt)	DO (mg/L)	Average of DO (mg/L)	DO Saturation (%)	Turbidity (NTU)	Turbidity (NTU) (depth-averaged)	SS	SS (mg/L) (depth-averaged)	
2019-05-08	Mid-Ebb	SR4(N2)	Rainy	Calm	14:09	4.3	Surface	1st	22.9	7.9	23.1	7.0	7.0	93.5	5.1	5.1	8.5	8.3	
							Surface	2nd	22.9	7.9	23.1	7.0							
							Middle	1st	-	-	-	-	7.0	93.6	5.2				8.0
							Middle	2nd	-	-	-	-							
							Bottom	1st	22.9	7.9	23.5	7.0	7.0	93.4	5.1				8.0
							Bottom	2nd	22.9	7.9	23.5	7.0							
2019-05-08	Mid-Ebb	IS(MF)9	Rainy	Moderate	13:55	3.2	Surface	1st	22.8	8.0	24.7	6.9	6.9	92.9	5.2	4.8	5.7	5.5	
							Surface	2nd	22.8	8.0	24.7	6.9							
							Middle	1st	-	-	-	-	7.1	94.6	4.5				5.7
							Middle	2nd	-	-	-	-							
							Bottom	1st	22.7	8.0	24.7	7.1	7.1	94.3	4.6				5.1
							Bottom	2nd	22.7	8.0	24.7	7.1							
2019-05-08	Mid-Ebb	IS7	Rainy	Calm	13:49	2.7	Surface	1st	-	-	-	-	7.1	-	-	4.5	-	5.4	
							Surface	2nd	-	-	-	-							
							Middle	1st	22.8	8.0	24.6	7.1	7.1	95.2	4.4				5.4
							Middle	2nd	22.7	8.0	24.6	7.1							
							Bottom	1st	-	-	-	-	-	-	-				5.3
							Bottom	2nd	-	-	-	-							
2019-05-08	Mid-Ebb	IS(MF)6	Rainy	Calm	13:42	2.5	Surface	1st	-	-	-	-	7.0	-	-	5.0	-	4.5	
							Surface	2nd	-	-	-	-							
							Middle	1st	22.7	8.0	24.8	7.0	7.0	93.4	5.0				4.5
							Middle	2nd	22.7	8.0	24.8	7.0							
							Bottom	1st	-	-	-	-	-	-	-				4.5
							Bottom	2nd	-	-	-	-							
2019-05-08	Mid-Ebb	IS5	Rainy	Calm	13:36	7.6	Surface	1st	22.8	8.0	25.4	7.0	7.0	93.7	6.6	7.0	10.8	10.5	
							Surface	2nd	23.0	8.0	25.3	6.9							
							Middle	1st	22.4	8.0	25.2	7.1	7.2	94.6	7.0				11.3
							Middle	2nd	22.4	8.0	25.2	7.1							
							Bottom	1st	22.2	8.0	25.1	7.2	7.2	95.0	7.5				10.5
							Bottom	2nd	22.2	8.0	25.1	7.2							
2019-05-08	Mid-Ebb	SR3(N)	Rainy	Moderate	13:29	4.4	Surface	1st	23.0	8.0	25.2	6.9	6.9	92.3	7.0	7.7	9.3	9.6	
							Surface	2nd	23.0	8.0	25.2	6.9							
							Middle	1st	-	-	-	-	6.9	-	-				9.7
							Middle	2nd	-	-	-	-							
							Bottom	1st	23.0	8.1	25.2	6.9	6.9	93.6	8.2				9.8
							Bottom	2nd	23.1	8.1	25.2	6.9							
2019-05-08	Mid-Flood	SR10A(N)	Cloudy	Moderate	6:55	11.8	Surface	1st	23.4	7.9	26.0	6.7	6.8	91.8	2.7	2.3	4.0	4.7	
							Surface	2nd	23.4	7.9	26.0	6.7							
							Middle	1st	23.4	7.9	25.8	6.9	6.6	93.8	2.4				4.0
							Middle	2nd	23.4	7.9	25.8	6.9							
							Bottom	1st	23.5	7.9	26.1	6.6	6.6	90.3	1.9				6.3
							Bottom	2nd	23.5	7.9	26.1	6.6							
2019-05-08	Mid-Flood	SR10B(N2)	Cloudy	Moderate	7:02	5.8	Surface	1st	23.6	7.9	28.0	6.5	6.5	90.0	9.6	9.2	10.0	11.9	
							Surface	2nd	23.6	7.9	28.0	6.5							
							Middle	1st	-	-	-	-	6.6	-	-				14.5
							Middle	2nd	-	-	-	-							
							Bottom	1st	23.5	7.9	29.0	6.6	6.6	91.8	8.7				13.6
							Bottom	2nd	23.5	7.9	29.0	6.5							
2019-05-08	Mid-Flood	CSA	Cloudy	Moderate	7:20	32.3	Surface	1st	23.5	8.0	23.9	6.8	6.9	92.1	4.2	3.8	6.4	7.1	
							Surface	2nd	23.5	8.0	23.9	6.8							
							Middle	1st	23.3	8.0	24.2	6.9	6.9	92.8	3.8				7.3
							Middle	2nd	23.4	8.0	24.2	6.9							
							Bottom	1st	23.1	8.0	23.9	6.9	6.9	92.8	3.4				7.8
							Bottom	2nd	23.1	8.0	23.9	6.9							
2019-05-08	Mid-Flood	CS6	Cloudy	Moderate	7:27	9.6	Surface	1st	23.6	8.1	24.2	6.8	6.8	92.6	9.9	7.9	5.1	8.3	
							Surface	2nd	23.6	8.1	24.2	6.8							
							Middle	1st	23.7	8.1	24.2	6.8	7.0	92.8	9.8				9.1
							Middle	2nd	23.6	8.1	24.2	6.8							
							Bottom	1st	23.6	8.1	24.1	7.0	7.0	94.7	4.1				10.6
							Bottom	2nd	23.6	8.1	24.1	7.0							
2019-05-08	Mid-Flood	CS4	Cloudy	Moderate	8:21	18.4	Surface	1st	23.4	8.0	22.9	6.9	7.0	92.4	5.7	4.5	4.7	4.7	
							Surface	2nd	23.3	8.0	22.9	6.9							
							Middle	1st	23.5	8.0	22.6	7.0	7.1	93.2	4.2				4.8
							Middle	2nd	23.5	8.0	22.6	7.0							
							Bottom	1st	23.3	8.0	22.7	7.1	7.1	94.4	3.4				4.7
							Bottom	2nd	23.4	8.0	22.7	7.0							



Date (yyyy-mm-dd)	Tide	Station	Weather	Sea condition	Sampling Time	Water Depth (m)	Sampling Water Level	Replicate	Water Temperature (°C)	pH	Salinity (ppt)	DO (mg/L)	Average of DO (mg/L)	DO Saturation (%)	Turbidity (NTU)	Turbidity (NTU) (depth-averaged)	SS	SS (mg/L) (depth-averaged)
2019-05-08	Mid-Flood	SR6	Cloudy	Moderate	8:47	4.6	Surface	1st	23.3	8.0	22.6	7.0	7.0	93.3	7.8	7.4	10.9	10.8
							Surface	2nd	23.3	8.0	22.6	7.0						
							Middle	1st	-	-	-	-	7.0	92.7	7.1		-	
							Middle	2nd	-	-	-	-						
							Bottom	1st	23.1	8.0	21.9	7.0	7.0	92.6	7.0		10.0	
							Bottom	2nd	23.1	8.0	21.9	7.0					10.7	
2019-05-08	Mid-Flood	CS(Mf)3(N)	Cloudy	Moderate	8:32	7.6	Surface	1st	23.5	8.0	21.4	6.8	6.9	91.1	6.9	5.9	10.1	10.7
							Surface	2nd	23.5	8.0	21.4	6.8						
							Middle	1st	23.3	8.0	21.5	7.0	7.1	93.9	3.6		11.0	
							Middle	2nd	23.3	8.0	21.5	7.0					11.3	
							Bottom	1st	22.7	8.0	23.1	7.1	7.1	93.7	3.8		10.3	
							Bottom	2nd	22.7	8.0	23.1	7.1					11.2	
2019-05-08	Mid-Flood	SR5(N)	Cloudy	Moderate	8:05	9.6	Surface	1st	23.5	8.0	24.7	6.7	6.8	90.6	9.9	7.2	12.5	16.1
							Surface	2nd	23.5	8.0	24.7	6.7						
							Middle	1st	23.3	8.0	24.0	6.8	6.8	91.3	6.8		13.9	
							Middle	2nd	23.3	8.0	24.0	6.8					15.5	
							Bottom	1st	23.3	8.0	23.3	6.8	6.8	91.4	5.2		16.8	
							Bottom	2nd	23.3	8.0	23.3	6.8					19.5	
2019-05-08	Mid-Flood	IS10(N)	Cloudy	Moderate	8:00	12.3	Surface	1st	23.5	8.0	23.3	6.9	7.0	92.7	12.3	11.2	9.4	9.5
							Surface	2nd	23.5	8.0	23.3	6.9						
							Middle	1st	23.3	8.0	23.4	7.0	7.1	93.6	13.0		8.7	
							Middle	2nd	23.3	8.0	23.4	7.0					10.6	
							Bottom	1st	23.2	8.0	23.2	7.1	7.1	95.5	8.4		10.4	
							Bottom	2nd	23.2	8.0	23.2	7.1					8.6	
2019-05-08	Mid-Flood	IS(Mf)11	Cloudy	Moderate	7:51	11.2	Surface	1st	23.3	8.0	22.7	7.1	7.0	95.3	7.8	7.0	7.7	8.0
							Surface	2nd	23.3	8.0	22.7	7.1						
							Middle	1st	23.2	8.0	22.9	6.9	7.0	95.2	7.8		9.0	
							Middle	2nd	23.2	8.0	22.9	6.9					7.4	
							Bottom	1st	23.3	8.0	22.6	7.0	7.0	93.9	6.8		6.8	
							Bottom	2nd	23.3	8.0	22.6	7.0					9.2	
2019-05-08	Mid-Flood	CS(Mf)5	Cloudy	Moderate	7:29	12.6	Surface	1st	23.0	8.0	24.2	7.2	7.1	95.8	8.7	6.3	5.2	5.4
							Surface	2nd	23.1	8.0	24.2	7.1						
							Middle	1st	23.0	8.0	24.6	7.0	7.1	93.5	6.2		4.9	
							Middle	2nd	23.0	8.0	24.6	7.0					5.5	
							Bottom	1st	23.0	8.0	24.8	7.1	7.1	93.5	6.3		5.4	
							Bottom	2nd	23.0	8.0	24.8	7.1					5.7	
2019-05-08	Mid-Flood	SR7	Cloudy	Moderate	7:44	4.8	Surface	1st	23.4	8.0	23.5	6.9	7.0	93.5	6.6	7.7	6.3	6.4
							Surface	2nd	23.4	8.0	23.5	6.9						
							Middle	1st	-	-	-	-	7.2	95.9	8.6		-	
							Middle	2nd	-	-	-	-					6.4	
							Bottom	1st	23.0	8.1	23.7	7.2	7.2	95.7	8.8		6.7	
							Bottom	2nd	23.0	8.1	23.7	7.2					6.7	
2019-05-08	Mid-Flood	IS17	Cloudy	Moderate	7:47	9.9	Surface	1st	23.4	7.9	23.6	6.9	7.0	92.5	7.9	7.3	3.8	3.9
							Surface	2nd	23.4	7.9	23.6	6.9						
							Middle	1st	23.2	7.9	23.7	7.1	7.1	95.3	6.2		4.1	
							Middle	2nd	23.3	7.9	23.7	7.1					3.4	
							Bottom	1st	23.4	8.0	23.7	7.1	7.1	94.9	6.3		3.9	
							Bottom	2nd	23.4	8.0	23.7	7.1					4.1	
2019-05-08	Mid-Flood	IS(Mf)16	Cloudy	Moderate	7:55	5.7	Surface	1st	23.4	7.9	24.3	6.8	6.8	91.4	6.4	6.0	5.0	4.6
							Surface	2nd	23.4	7.9	24.3	6.8						
							Middle	1st	-	-	-	-	7.0	94.0	5.6		-	
							Middle	2nd	-	-	-	-					4.3	
							Bottom	1st	23.4	7.9	24.7	6.9	7.0	93.5	5.6		4.4	
							Bottom	2nd	23.3	7.9	24.7	6.9					4.4	
2019-05-08	Mid-Flood	IS8(N)	Cloudy	Calm	8:16	3.6	Surface	1st	23.1	7.9	24.0	6.9	6.9	92.3	4.8	4.8	6.4	6.8
							Surface	2nd	23.1	7.9	24.0	6.9						
							Middle	1st	-	-	-	-	7.0	92.1	4.8		-	
							Middle	2nd	-	-	-	-					-	
							Bottom	1st	23.1	7.9	23.9	7.0	7.0	94.3	4.8		6.7	
							Bottom	2nd	23.1	7.9	23.9	7.0					7.4	
2019-05-08	Mid-Flood	SR4(N2)	Cloudy	Calm	8:10	4.5	Surface	1st	23.1	7.9	24.3	6.8	6.8	91.7	6.8	5.7	6.3	5.8
							Surface	2nd	23.1	7.9	24.3	6.8						
							Middle	1st	-	-	-	-	7.0	94.4	4.8		-	
							Middle	2nd	-	-	-	-					5.2	
							Bottom	1st	23.1	7.9	24.3	7.0	7.0	94.1	4.9		5.7	
							Bottom	2nd	23.1	7.9	24.3	7.0					5.7	

Date (yyyy-mm-dd)	Tide	Station	Weather	Sea condition	Sampling Time	Water Depth (m)	Sampling Water Level	Replicate	Water Temperature (°C)	pH	Salinity (ppt)	DO (mg/L)	Average of DO (mg/L)	DO Saturation (%)	Turbidity (NTU)	Turbidity (NTU) (depth-averaged)	SS	SS (mg/L) (depth-averaged)
2019-05-08	Mid-Flood	IS(Mf)9	Cloudy	Calm	8:23	3.4	Surface	1st	23.1	7.9	24.0	6.9	6.9	93.0	7.0	9.1	5.9	5.8
							Surface	2nd	23.1	7.9	24.0	6.9						
							Middle	1st	-	-	-	-	-	-				
							Middle	2nd	-	-	-	-			-			
							Bottom	1st	23.1	7.9	23.8	7.1	7.1	94.4				
							Bottom	2nd	23.1	7.9	23.8	7.0			93.9			
2019-05-08	Mid-Flood	IS7	Cloudy	Calm	8:30	2.8	Surface	1st	-	-	-	-	7.1	-		-	9.2	-
							Surface	2nd	-	-	-	-			-			
							Middle	1st	22.9	7.9	24.6	7.1	-	95.7		9.2		
							Middle	2nd	22.9	7.9	24.6	7.1			-			
							Bottom	1st	-	-	-	-	-	-		-		
							Bottom	2nd	-	-	-	-			-			
2019-05-08	Mid-Flood	IS(Mf)6	Cloudy	Calm	8:35	2.7	Surface	1st	-	-	-	-	7.3	-		-	8.2	-
							Surface	2nd	-	-	-	-			-			
							Middle	1st	22.7	7.9	24.7	7.3	-	97.3		8.2		
							Middle	2nd	22.7	7.9	24.7	7.3			-			
							Bottom	1st	-	-	-	-	-	-		-		
							Bottom	2nd	-	-	-	-			-			
2019-05-08	Mid-Flood	IS5	Cloudy	Moderate	8:41	7.9	Surface	1st	22.8	7.9	24.7	6.9	6.9	92.6		7.2	7.0	8.5
							Surface	2nd	22.8	7.9	24.7	6.9			92.6			
							Middle	1st	23.0	7.9	24.9	6.9	-	93.0		6.7		
							Middle	2nd	23.0	7.9	24.9	6.9			-			
							Bottom	1st	22.6	7.9	24.7	7.1	7.1	94.2		7.0		
							Bottom	2nd	22.5	7.9	24.7	7.0			-			
2019-05-08	Mid-Flood	SR3(N)	Cloudy	Calm	8:48	4.3	Surface	1st	22.7	7.9	25.0	6.9	6.9	92.7		8.6	8.2	11.1
							Surface	2nd	22.7	7.9	25.0	6.9			92.6			
							Middle	1st	-	-	-	-	-	-		-		
							Middle	2nd	-	-	-	-			-			
							Bottom	1st	22.7	7.9	25.0	7.1	7.1	94.7		7.8		
							Bottom	2nd	22.7	7.9	25.0	7.0			-			
2019-05-10	Mid-Ebb	SR10A(N)	Fine	Moderate	16:38	13.3	Surface	1st	24.7	7.9	22.7	6.9	6.9	94.2		2.3	2.2	3.9
							Surface	2nd	24.7	7.9	22.7	6.9			94.1			
							Middle	1st	24.4	7.9	22.9	6.9	-	93.6		2.2		
							Middle	2nd	24.4	7.9	23.0	6.9			-			
							Bottom	1st	24.6	7.9	23.3	6.8	6.8	93.0		2.1		
							Bottom	2nd	24.6	7.9	23.3	6.8			-			
2019-05-10	Mid-Ebb	SR10B(N2)	Fine	Moderate	16:43	6.3	Surface	1st	24.4	7.9	24.0	6.7	6.7	92.1		2.2	2.5	4.8
							Surface	2nd	24.4	7.9	24.0	6.7			92.0			
							Middle	1st	24.3	7.9	24.1	6.7	-	92.3		2.9		
							Middle	2nd	24.3	7.9	24.1	6.7			-			
							Bottom	1st	24.4	7.9	24.3	6.7	6.7	92.7		2.5		
							Bottom	2nd	24.4	7.9	24.3	6.7			-			
2019-05-10	Mid-Ebb	CSA	Cloudy	Moderate	16:52	34.6	Surface	1st	24.3	8.1	23.2	6.6	6.6	90.0		4.5	3.4	2.2
							Surface	2nd	24.3	8.1	23.2	6.6			90.0			
							Middle	1st	24.3	8.1	23.2	6.6	-	90.2		3.7		
							Middle	2nd	24.3	8.1	23.2	6.6			-			
							Bottom	1st	24.3	8.1	23.4	6.6	6.6	90.3		2.2		
							Bottom	2nd	24.3	8.1	23.4	6.6			-			
2019-05-10	Mid-Ebb	CS6	Cloudy	Moderate	16:37	10.1	Surface	1st	24.0	8.1	24.1	6.2	6.2	84.5		2.7	2.7	2.6
							Surface	2nd	24.1	8.1	23.9	6.2			84.7			
							Middle	1st	23.9	8.1	24.7	6.2	-	85.0		2.8		
							Middle	2nd	23.9	8.1	24.6	6.2			-			
							Bottom	1st	23.9	8.1	24.9	6.4	6.4	86.9		2.8		
							Bottom	2nd	23.9	8.1	24.9	6.3			-			
2019-05-10	Mid-Ebb	CS4	Cloudy	Rough	15:48	16.4	Surface	1st	24.1	8.1	21.5	6.4	6.4	85.5		3.4	5.3	2.2
							Surface	2nd	24.1	8.1	21.5	6.4			85.5			
							Middle	1st	24.0	8.1	21.7	6.4	-	86.5		3.7		
							Middle	2nd	24.0	8.1	21.5	6.4			-			
							Bottom	1st	24.0	8.1	23.4	6.4	6.4	87.3		8.9		
							Bottom	2nd	24.0	8.1	23.4	6.4			-			
2019-05-10	Mid-Ebb	SR6	Cloudy	Rough	15:17	4.1	Surface	1st	24.4	8.1	18.3	6.8	6.8	90.7		2.7	3.4	2.7
							Surface	2nd	24.5	8.1	18.3	6.8			90.7			
							Middle	1st	-	-	-	-	-	-		-		
							Middle	2nd	-	-	-	-			-			
							Bottom	1st	23.9	8.1	26.8	6.5	6.5	89.6		4.1		
							Bottom	2nd	23.9	8.1	26.7	6.5			-			

Date (yyyy-mm-dd)	Tide	Station	Weather	Sea condition	Sampling Time	Water Depth (m)	Sampling Water Level	Replicate	Water Temperature (°C)	pH	Salinity (ppt)	DO (mg/L)	Average of DO (mg/L)	DO Saturation (%)	Turbidity (NTU)	Turbidity (NTU) (depth-averaged)	SS	SS (mg/L) (depth-averaged)
2019-05-10	Mid-Ebb	CS(Mf)3(N)	Cloudy	Rough	15:34	7.4	Surface	1st	24.2	8.1	20.0	6.6	6.5	88.5	2.6	4.4	2.6	2.3
							Surface	2nd	24.2	8.1	20.1	6.6						
							Middle	1st	24.0	8.1	23.0	6.4	6.4	87.6	6.4			
							Middle	2nd	24.0	8.1	23.0	6.4						
							Bottom	1st	23.9	8.1	24.9	6.4	6.4	87.4	6.4			
							Bottom	2nd	23.9	8.1	24.8	6.4						
2019-05-10	Mid-Ebb	SR5(N)	Cloudy	Rough	16:05	9.2	Surface	1st	24.0	8.1	18.7	6.4	6.4	85.5	4.7	5.8	3.2	2.7
							Surface	2nd	24.1	8.1	19.0	6.5						
							Middle	1st	23.9	8.1	22.2	6.4	6.4	86.5	7.1			
							Middle	2nd	23.9	8.1	21.9	6.4						
							Bottom	1st	23.9	8.1	24.1	6.4	6.4	86.3	7.0			
							Bottom	2nd	23.9	8.1	24.1	6.3						
2019-05-10	Mid-Ebb	IS10(N)	Cloudy	Rough	16:10	12.4	Surface	1st	24.2	8.1	17.8	6.5	6.5	86.3	3.5	7.4	3.1	2.5
							Surface	2nd	24.3	8.1	17.8	6.5						
							Middle	1st	24.0	8.1	20.9	6.5	6.5	87.0	5.9			
							Middle	2nd	24.0	8.1	20.9	6.5						
							Bottom	1st	24.0	8.1	24.7	6.5	6.5	89.1	13.0			
							Bottom	2nd	24.0	8.1	24.7	6.5						
2019-05-10	Mid-Ebb	IS(Mf)11	Cloudy	Moderate	16:14	10.8	Surface	1st	24.2	8.0	19.2	6.5	6.6	86.3	2.7	4.9	2.2	2.5
							Surface	2nd	24.3	8.0	19.1	6.5						
							Middle	1st	24.2	8.0	19.7	6.7	6.7	88.9	4.1			
							Middle	2nd	24.2	8.0	19.7	6.7						
							Bottom	1st	24.2	8.0	19.7	6.7	6.7	89.9	7.8			
							Bottom	2nd	24.2	8.0	19.7	6.7						
2019-05-10	Mid-Ebb	CS(Mf)5	Fine	Moderate	16:11	12.2	Surface	1st	24.7	7.9	21.0	7.0	7.0	94.9	2.2	2.7	1.7	2.7
							Surface	2nd	24.7	7.9	21.0	7.0						
							Middle	1st	24.8	7.9	22.1	6.9	6.8	92.6	2.7			
							Middle	2nd	24.8	7.9	22.1	6.9						
							Bottom	1st	24.6	7.9	22.4	6.8	6.8	92.5	2.7			
							Bottom	2nd	24.6	7.9	22.4	6.8						
2019-05-10	Mid-Ebb	SR7	Cloudy	Moderate	16:20	4.5	Surface	1st	24.2	8.0	19.2	6.5	6.5	86.6	4.0	4.2	0.9	1.5
							Surface	2nd	24.3	8.0	19.2	6.5						
							Middle	1st	-	-	-	-	6.4	86.4	4.3			
							Middle	2nd	-	-	-	-						
							Bottom	1st	24.1	8.0	22.8	6.4	6.4	86.2	4.3			
							Bottom	2nd	24.1	8.0	22.8	6.4						
2019-05-10	Mid-Ebb	IS17	Fine	Moderate	15:56	10.9	Surface	1st	24.7	7.9	20.9	7.0	6.9	94.3	3.0	3.5	4.0	4.0
							Surface	2nd	24.7	7.9	20.9	7.0						
							Middle	1st	24.8	7.9	23.0	6.8	6.8	93.0	3.9			
							Middle	2nd	24.8	7.9	23.0	6.8						
							Bottom	1st	24.6	7.9	21.5	6.8	6.8	91.8	3.6			
							Bottom	2nd	24.6	7.9	21.5	6.8						
2019-05-10	Mid-Ebb	IS(Mf)16	Fine	Moderate	15:49	5.7	Surface	1st	24.6	7.9	22.6	6.7	6.8	92.2	3.8	6.6	3.6	5.2
							Surface	2nd	24.6	7.9	22.6	6.8						
							Middle	1st	-	-	-	-	6.7	91.7	9.6			
							Middle	2nd	-	-	-	-						
							Bottom	1st	24.6	7.9	23.8	6.7	6.7	91.5	9.6			
							Bottom	2nd	24.6	7.9	23.8	6.7						
2019-05-10	Mid-Ebb	IS8(N)	Fine	Calm	15:31	3.8	Surface	1st	24.5	7.9	22.7	6.8	6.8	92.1	7.3	6.6	8.0	9.9
							Surface	2nd	24.5	7.9	22.7	6.8						
							Middle	1st	-	-	-	-	6.8	92.8	5.8			
							Middle	2nd	-	-	-	-						
							Bottom	1st	24.9	7.9	22.7	6.8	6.8	92.7	5.8			
							Bottom	2nd	24.9	7.9	22.7	6.8						
2019-05-10	Mid-Ebb	SR4(N2)	Fine	Calm	15:36	4.1	Surface	1st	24.4	7.9	22.8	6.5	6.5	88.4	6.1	10.9	5.8	6.6
							Surface	2nd	24.4	7.9	22.8	6.5						
							Middle	1st	-	-	-	-	6.5	89.2	15.7			
							Middle	2nd	-	-	-	-						
							Bottom	1st	24.4	7.9	23.0	6.5	6.5	89.1	15.5			
							Bottom	2nd	24.4	7.9	23.0	6.5						
2019-05-10	Mid-Ebb	IS(Mf)9	Fine	Calm	15:23	3.4	Surface	1st	25.3	7.9	22.2	7.0	7.0	96.2	2.0	2.4	2.3	3.4
							Surface	2nd	25.3	7.9	22.2	7.0						
							Middle	1st	-	-	-	-	6.8	95.4	2.8			
							Middle	2nd	-	-	-	-						
							Bottom	1st	25.7	7.9	22.8	6.8	6.8	95.4	2.8			
							Bottom	2nd	25.7	7.9	22.8	6.8						

Date (yyyy-mm-dd)	Tide	Station	Weather	Sea condition	Sampling Time	Water Depth (m)	Sampling Water Level	Replicate	Water Temperature (°C)	pH	Salinity (ppt)	DO (mg/L)	Average of DO (mg/L)	DO Saturation (%)	Turbidity (NTU)	Turbidity (NTU) (depth-averaged)	SS	SS (mg/L) (depth-averaged)
2019-05-10	Mid-Ebb	IS7	Fine	Calm	15:19	2.9	Surface	1st	-	-	-	-	7.0	-	-	2.0	-	2.4
							Surface	2nd	-	-	-	-		-	-			
							Middle	1st	26.2	7.9	22.7	6.9		97.5	2.0		2.8	
							Middle	2nd	26.2	7.9	22.7	7.0		97.8	2.0		1.9	
							Bottom	1st	-	-	-	-		-	-		-	
							Bottom	2nd	-	-	-	-		-	-		-	
2019-05-10	Mid-Ebb	IS(Mf)6	Fine	Calm	15:14	2.7	Surface	1st	-	-	-	-	6.8	-	-	3.9	-	6.0
							Surface	2nd	-	-	-	-		-	-			
							Middle	1st	27.5	7.9	23.8	6.8		98.4	3.9		5.7	
							Middle	2nd	27.5	7.9	23.8	6.8		98.5	3.9		6.2	
							Bottom	1st	-	-	-	-		-	-		-	
							Bottom	2nd	-	-	-	-		-	-		-	
2019-05-10	Mid-Ebb	IS5	Fine	Calm	15:09	9.6	Surface	1st	26.1	7.9	23.6	6.8	6.8	95.5	4.0	4.8	4.9	6.0
							Surface	2nd	26.1	7.9	23.6	6.8		95.4	3.7		4.4	
							Middle	1st	25.8	7.9	23.5	6.7		94.4	4.0		3.2	
							Middle	2nd	25.8	7.9	23.5	6.8		94.7	3.4		3.6	
							Bottom	1st	25.7	7.9	25.1	6.6		93.4	6.8		9.6	
							Bottom	2nd	25.7	7.9	25.1	6.6		93.4	6.9		10.5	
2019-05-10	Mid-Ebb	SR3(N)	Fine	Calm	15:04	3.3	Surface	1st	25.8	7.9	23.9	6.7	6.7	93.6	3.0	5.8	3.1	5.8
							Surface	2nd	25.8	7.9	23.9	6.7		93.7	3.0		4.1	
							Middle	1st	-	-	-	-		-	-		-	
							Middle	2nd	-	-	-	-		-	-		-	
							Bottom	1st	26.4	7.9	24.6	6.5		93.0	8.7		8.5	
							Bottom	2nd	26.4	7.9	24.6	6.5		93.1	8.4		7.5	
2019-05-10	Mid-Flood	SR10A(N)	Misty	Moderate	8:31	12.7	Surface	1st	23.9	7.8	22.5	6.7	6.7	90.4	2.0	2.0	2.3	2.5
							Surface	2nd	23.9	7.8	22.5	6.7		90.3	1.9		2.9	
							Middle	1st	23.9	7.8	22.3	6.7		89.6	2.2		1.0	
							Middle	2nd	23.9	7.8	22.3	6.7		89.8	2.2		2.0	
							Bottom	1st	24.0	7.7	24.9	6.5		89.5	1.9		3.8	
							Bottom	2nd	24.0	7.7	25.0	6.5		89.2	1.9		2.9	
2019-05-10	Mid-Flood	SR10B(N2)	Misty	Moderate	8:36	6.2	Surface	1st	23.9	7.9	26.7	6.6	6.6	91.5	2.7	3.4	4.9	4.6
							Surface	2nd	23.8	7.9	26.7	6.6		91.3	2.8		5.0	
							Middle	1st	23.9	7.8	26.4	6.6		91.1	2.8		4.1	
							Middle	2nd	23.9	7.8	26.4	6.6		90.9	2.5		4.4	
							Bottom	1st	23.8	7.7	28.4	6.5		90.4	4.6		4.6	
							Bottom	2nd	23.8	7.7	28.4	6.5		90.2	4.7		4.5	
2019-05-10	Mid-Flood	CSA	Cloudy	Moderate	8:49	32.2	Surface	1st	23.9	8.1	20.9	6.2	6.2	83.5	2.5	2.6	3.7	3.0
							Surface	2nd	23.9	8.1	20.9	6.3		83.5	2.5		4.2	
							Middle	1st	23.9	8.1	23.9	6.1		83.3	2.6		2.7	
							Middle	2nd	23.9	8.1	23.9	6.1		83.3	2.6		2.3	
							Bottom	1st	23.9	8.1	24.0	6.1		83.4	2.6		3.0	
							Bottom	2nd	23.9	8.1	24.0	6.1		83.3	2.6		2.0	
2019-05-10	Mid-Flood	CS6	Cloudy	Moderate	9:04	8.7	Surface	1st	23.9	8.0	22.8	6.2	6.2	84.3	2.4	2.3	1.8	2.0
							Surface	2nd	23.9	8.0	22.6	6.2		84.3	2.4		2.8	
							Middle	1st	23.9	8.1	23.6	6.2		84.5	2.3		1.9	
							Middle	2nd	23.9	8.1	23.7	6.2		84.5	2.3		1.2	
							Bottom	1st	23.9	8.0	25.2	6.2		85.6	2.3		1.8	
							Bottom	2nd	23.9	8.0	25.2	6.2		85.4	2.3		2.7	
2019-05-10	Mid-Flood	CS4	Cloudy	Moderate	10:06	16.2	Surface	1st	23.9	8.0	19.8	6.3	6.3	83.6	3.5	3.3	3.6	2.8
							Surface	2nd	23.9	8.0	19.8	6.3		83.5	3.5		2.6	
							Middle	1st	23.9	8.0	23.5	6.2		84.0	3.6		3.3	
							Middle	2nd	23.9	8.0	23.4	6.2		83.9	3.7		4.2	
							Bottom	1st	23.9	8.0	24.5	6.3		86.0	2.8		1.0	
							Bottom	2nd	23.9	8.0	24.5	6.3		85.6	2.8		2.0	
2019-05-10	Mid-Flood	SR6	Cloudy	Moderate	10:34	4.2	Surface	1st	24.0	7.9	15.2	6.4	6.4	82.4	2.9	5.1	4.7	4.1
							Surface	2nd	24.0	7.9	15.2	6.4		82.3	2.9		3.8	
							Middle	1st	-	-	-	-		-	-		-	
							Middle	2nd	-	-	-	-		-	-		-	
							Bottom	1st	23.9	8.1	23.1	6.6		89.5	7.2		3.6	
							Bottom	2nd	23.9	8.1	22.1	6.6		89.4	7.2		4.2	
2019-05-10	Mid-Flood	CS(Mf)3(N)	Cloudy	Moderate	10:18	7.1	Surface	1st	24.0	8.0	18.3	6.3	6.4	83.6	4.1	8.2	1.6	1.8
							Surface	2nd	24.0	8.0	18.3	6.3		83.4	4.1		2.1	
							Middle	1st	23.9	8.0	18.5	6.4		84.7	8.9		1.8	
							Middle	2nd	23.9	8.0	18.5	6.4		84.4	8.9		2.8	
							Bottom	1st	23.9	8.0	22.6	6.4		86.3	11.7		1.8	
							Bottom	2nd	23.9	8.0	22.6	6.4		86.1	11.7		0.8	

Date (yyyy-mm-dd)	Tide	Station	Weather	Sea condition	Sampling Time	Water Depth (m)	Sampling Water Level	Replicate	Water Temperature (°C)	pH	Salinity (ppt)	DO (mg/L)	Average of DO (mg/L)	DO Saturation (%)	Turbidity (NTU)	Turbidity (NTU) (depth-averaged)	SS	SS (mg/L) (depth-averaged)
2019-05-10	Mid-Flood	SR5(N)	Cloudy	Moderate	9:50	9.5	Surface	1st	23.9	8.0	21.4	6.2	6.2	83.0	3.3	5.7	2.4	3.4
							Surface	2nd	23.9	8.0	21.3	6.2						
							Middle	1st	23.9	8.0	22.0	6.1	6.1	83.4	7.8		3.1	
							Middle	2nd	23.9	8.0	21.9	6.1						
							Bottom	1st	23.9	8.0	24.1	6.1	6.1	83.2	7.7		3.8	
							Bottom	2nd	23.9	8.0	24.1	6.1						
2019-05-10	Mid-Flood	IS10(N)	Cloudy	Moderate	9:45	12.6	Surface	1st	23.9	8.0	22.1	6.2	6.2	83.3	3.0	3.2	1.9	3.3
							Surface	2nd	23.9	8.0	22.0	6.2						
							Middle	1st	23.9	8.0	22.8	6.2	6.2	84.0	3.5		3.9	
							Middle	2nd	23.9	8.0	22.1	6.2						
							Bottom	1st	23.9	8.0	23.9	6.2	6.2	83.8	3.5		3.9	
							Bottom	2nd	23.9	8.0	23.9	6.2						
2019-05-10	Mid-Flood	IS(Mf)11	Cloudy	Moderate	9:38	11.3	Surface	1st	23.9	8.0	23.2	6.1	6.1	81.9	3.5	4.3	2.0	2.6
							Surface	2nd	23.9	8.0	23.2	6.1						
							Middle	1st	23.9	8.0	23.4	6.1	6.0	82.0	3.6		2.7	
							Middle	2nd	23.9	8.0	23.4	6.1						
							Bottom	1st	23.9	8.0	24.9	6.0	6.0	82.5	5.7		3.6	
							Bottom	2nd	23.9	8.0	24.9	6.0						
2019-05-10	Mid-Flood	CS(Mf)5	Misty	Moderate	9:06	13.1	Surface	1st	24.0	7.9	20.4	6.7	6.7	89.4	2.6	2.7	2.0	2.8
							Surface	2nd	24.0	7.9	20.4	6.7						
							Middle	1st	24.0	7.9	20.8	6.7	6.5	89.7	2.8		2.9	
							Middle	2nd	24.0	7.9	20.8	6.7						
							Bottom	1st	24.0	7.9	25.4	6.5	6.5	89.8	3.0		3.1	
							Bottom	2nd	24.0	7.9	25.4	6.5						
2019-05-10	Mid-Flood	SR7	Cloudy	Moderate	9:28	4.5	Surface	1st	24.0	8.0	21.3	6.2	6.2	82.6	2.8	4.5	3.0	2.6
							Surface	2nd	24.0	8.0	21.3	6.2						
							Middle	1st	-	-	-	-	6.1	82.9	6.1		2.4	
							Middle	2nd	-	-	-	-						
							Bottom	1st	23.9	8.0	24.0	6.1	6.1	82.9	6.1		2.5	
							Bottom	2nd	23.9	8.0	24.1	6.1						
2019-05-10	Mid-Flood	IS17	Misty	Moderate	9:24	10.6	Surface	1st	24.0	7.9	21.1	6.7	6.7	89.4	2.7	3.5	2.6	3.1
							Surface	2nd	24.0	7.9	21.1	6.7						
							Middle	1st	23.9	7.9	22.0	6.6	6.6	89.0	3.2		2.6	
							Middle	2nd	23.9	7.9	22.0	6.6						
							Bottom	1st	24.0	7.9	23.1	6.6	6.6	89.3	4.7		3.3	
							Bottom	2nd	24.0	7.9	23.1	6.6						
2019-05-10	Mid-Flood	IS(Mf)16	Misty	Moderate	9:33	5.5	Surface	1st	24.0	7.9	21.5	6.7	6.7	90.3	2.5	3.4	1.9	2.8
							Surface	2nd	24.0	7.9	21.5	6.7						
							Middle	1st	-	-	-	-	6.7	90.2	4.2		3.0	
							Middle	2nd	-	-	-	-						
							Bottom	1st	24.0	7.9	22.3	6.7	6.7	90.1	4.3		3.5	
							Bottom	2nd	24.0	7.9	22.3	6.7						
2019-05-10	Mid-Flood	IS8(N)	Misty	Calm	9:52	3.7	Surface	1st	24.1	7.9	21.0	6.6	6.6	88.5	2.8	3.2	3.2	3.3
							Surface	2nd	24.1	7.9	21.0	6.6						
							Middle	1st	-	-	-	-	6.6	89.0	3.5		3.1	
							Middle	2nd	-	-	-	-						
							Bottom	1st	24.1	7.9	21.1	6.6	6.6	89.0	3.5		3.1	
							Bottom	2nd	24.1	7.9	21.1	6.6						
2019-05-10	Mid-Flood	SR4(N2)	Misty	Calm	9:47	4.0	Surface	1st	24.1	7.9	20.8	6.7	6.7	90.0	2.9	2.9	2.1	3.3
							Surface	2nd	24.1	7.9	20.8	6.7						
							Middle	1st	-	-	-	-	6.7	89.6	3.2		4.3	
							Middle	2nd	-	-	-	-						
							Bottom	1st	24.0	7.9	20.9	6.7	6.7	89.6	3.1		3.6	
							Bottom	2nd	24.0	7.9	20.9	6.7						
2019-05-10	Mid-Flood	IS(Mf)9	Misty	Calm	10:00	3.2	Surface	1st	24.1	7.9	21.3	6.7	6.7	89.5	3.4	5.1	4.0	4.5
							Surface	2nd	24.1	7.9	21.3	6.7						
							Middle	1st	-	-	-	-	6.7	90.3	6.9		5.1	
							Middle	2nd	-	-	-	-						
							Bottom	1st	24.2	7.9	21.8	6.7	6.7	90.3	6.9		5.1	
							Bottom	2nd	24.2	7.9	21.8	6.7						
2019-05-10	Mid-Flood	IS7	Misty	Calm	10:07	2.9	Surface	1st	-	-	-	-	6.8	92.1	2.4	2.4	3.1	2.7
							Surface	2nd	-	-	-	-						
							Middle	1st	24.4	7.9	21.2	6.8	6.8	92.0	2.4		2.2	
							Middle	2nd	24.4	7.9	21.2	6.8						
							Bottom	1st	-	-	-	-	6.8	92.0	2.4		2.2	
							Bottom	2nd	-	-	-	-						

Date (yyyy-mm-dd)	Tide	Station	Weather	Sea condition	Sampling Time	Water Depth (m)	Sampling Water Level	Replicate	Water Temperature (°C)	pH	Salinity (ppt)	DO (mg/L)	Average of DO (mg/L)	DO Saturation (%)	Turbidity (NTU)	Turbidity (NTU) (depth-averaged)	SS	SS (mg/L) (depth-averaged)										
2019-05-10	Mid-Flood	IS(Mf)6	Misty	Calm	10:13	2.6	Surface	1st	-	-	-	-	6.9	-	-	4.1	-	5.0										
							Surface	2nd	-	-	-	-		-	-													
							Middle	1st	24.7	7.9	21.9	6.9		93.6	4.1		5.0											
							Middle	2nd	24.7	7.9	21.9	6.8		93.2	4.1		5.0											
							Bottom	1st	-	-	-	-		-	-		-											
							Bottom	2nd	-	-	-	-		-	-		-											
2019-05-10	Mid-Flood	IS5	Misty	Calm	10:18	9.3	Surface	1st	24.0	7.9	23.0	6.7	6.8	90.8	4.1	3.6	4.7	4.0										
							Surface	2nd	24.0	7.9	23.0	6.7		90.8	4.2		5.7											
							Middle	1st	24.2	7.9	22.7	6.8		91.7	2.7		3.8											
							Middle	2nd	24.2	7.9	22.7	6.8		91.6	2.6		3.3											
							Bottom	1st	24.5	7.9	21.8	6.9		93.5	4.1		3.1											
							Bottom	2nd	24.5	7.9	21.8	6.9		93.3	4.0		3.6											
							2019-05-10	Mid-Flood	SR3(N)	Misty	Calm	10:24		3.4	Surface		1st		24.2	7.9	23.4	6.7	6.7	90.8	7.8	6.4	7.4	6.9
															Surface		2nd		24.1	7.9	23.4	6.7		90.4	8.1		8.2	
															Middle		1st		-	-	-	-		-	-		-	
															Middle		2nd		-	-	-	-		-	-		-	
Bottom	1st	24.4	7.9	22.6	6.8	92.3							4.8		6.4													
Bottom	2nd	24.4	7.9	22.6	6.8	92.3							4.9		5.4													
2019-05-13	Mid-Ebb	SR10A(N)	Cloudy	Moderate	7:37	11.7	Surface	1st	24.4	7.9	26.3	6.8	6.8	93.9	2.3	2.1	3.3	3.0										
							Surface	2nd	24.4	7.9	26.4	6.8		93.9	2.3		2.4											
							Middle	1st	24.4	7.9	26.5	6.7		93.6	2.3		3.4											
							Middle	2nd	24.4	7.9	26.5	6.7		93.6	2.5		2.4											
							Bottom	1st	24.3	7.9	27.7	6.6		92.6	1.7		3.8											
							Bottom	2nd	24.3	7.9	27.7	6.6		92.6	1.7		2.8											
							2019-05-13	Mid-Ebb	SR10B(N2)	Cloudy	Moderate	7:42		6.3	Surface		1st		24.3	8.0	26.8	6.7	6.7	93.2	1.9	2.4	3.0	2.9
															Surface		2nd		24.3	8.0	26.8	6.7		93.2	1.9		2.2	
															Middle		1st		24.3	8.0	27.2	6.7		93.2	2.1		2.9	
															Middle		2nd		24.3	8.0	27.2	6.7		93.2	2.1		2.3	
Bottom	1st	24.3	8.0	27.3	6.7	93.7							3.3		3.1													
Bottom	2nd	24.3	8.0	27.3	6.7	93.6							3.2		4.0													
2019-05-13	Mid-Ebb	CSA	Cloudy	Moderate	7:55	31.8							Surface		1st	24.7	7.9	23.7	7.1	7.2	98.4	1.7		2.7	4.0		3.9	
													Surface		2nd	24.7	7.9	23.7	7.1		98.4	1.7			4.9			
													Middle		1st	24.7	7.9	23.7	7.2		98.5	5.1			3.0			
													Middle		2nd	24.7	7.9	23.7	7.2		98.5	5.1			3.7			
							Bottom	1st	24.8	8.0	23.9	7.1	98.2	1.4	3.4													
							Bottom	2nd	24.8	8.0	23.9	7.1	98.1	1.4	4.1													
							2019-05-13	Mid-Ebb	CS6	Cloudy	Moderate	8:05	9.4	Surface	1st	24.9	8.0	22.5	7.4		7.4	101.2	1.6		2.7	3.6		2.5
														Surface	2nd	24.9	8.0	22.5	7.4			101.2	1.5			2.6		
														Middle	1st	24.9	8.0	22.3	7.4			101.2	4.4			1.9		
														Middle	2nd	24.9	8.0	22.3	7.4			101.2	4.5			2.2		
Bottom	1st	24.9	8.0	22.3	7.4	100.9								2.0	2.6													
Bottom	2nd	24.9	8.0	22.3	7.4	100.9								2.1	1.8													
2019-05-13	Mid-Ebb	CS4	Cloudy	Moderate	9:12	18.4								Surface	1st	25.2	8.0	19.7	7.4	7.5		100.7	10.1	7.2		2.7	3.1	
														Surface	2nd	25.2	8.0	19.7	7.4			101.0	8.7			1.7		
														Middle	1st	25.1	8.0	19.3	7.5			101.7	5.4			2.8		
														Middle	2nd	25.1	8.0	19.3	7.5			102.1	5.7			2.7		
							Bottom	1st	25.0	8.0	20.5	7.4	100.6	6.3	4.8													
							Bottom	2nd	25.0	8.0	20.5	7.4	100.7	6.9	3.8													
							2019-05-13	Mid-Ebb	SR6	Cloudy	Moderate	9:42	4.3	Surface	1st	24.9	8.0	20.8	7.6		7.6	103.0	3.5		4.5	3.9		4.3
														Surface	2nd	24.9	8.0	20.8	7.6			103.0	3.5			4.9		
														Middle	1st	-	-	-	-			-	-			-		
														Middle	2nd	-	-	-	-			-	-			-		
Bottom	1st	25.0	8.0	21.2	8.0	108.8								5.4	4.3													
Bottom	2nd	25.0	8.0	21.2	8.0	108.8								5.4	3.9													
2019-05-13	Mid-Ebb	CS(Mf)3(N)	Cloudy	Moderate	9:25	7.2								Surface	1st	25.1	8.0	18.0	7.8	7.8		105.2	9.5	6.6		3.3	3.4	
														Surface	2nd	25.1	8.0	18.0	7.9			105.3	9.6			2.8		
														Middle	1st	25.1	8.0	18.1	7.8			104.0	2.3			3.2		
														Middle	2nd	25.1	8.0	18.1	7.8			104.2	2.6			3.9		
							Bottom	1st	24.9	8.0	19.4	7.6	101.9	7.9	3.8													
							Bottom	2nd	24.9	8.0	19.4	7.5	101.5	7.6	3.2													
							2019-05-13	Mid-Ebb	SR5(N)	Cloudy	Moderate	8:51	12.6	Surface	1st	25.0	8.0	18.7	7.8		7.8	104.1	4.3		6.2	5.6		5.6
														Surface	2nd	25.0	8.0	18.7	7.8			104.3	4.5			6.2		
														Middle	1st	25.0	8.0	18.8	7.8			104.8	7.7			5.6		
														Middle	2nd	25.0	8.0	18.8	7.8			104.9	7.2			5.5		
Bottom	1st	25.0	8.0	18.7	7.8	105.4								6.7	5.5													
Bottom	2nd	25.0	8.0	18.7	7.8	105.4								6.9	5.2													

Date (yyyy-mm-dd)	Tide	Station	Weather	Sea condition	Sampling Time	Water Depth (m)	Sampling Water Level	Replicate	Water Temperature (°C)	pH	Salinity (ppt)	DO (mg/L)	Average of DO (mg/L)	DO Saturation (%)	Turbidity (NTU)	Turbidity (NTU) (depth-averaged)	SS	SS (mg/L) (depth-averaged)
2019-05-13	Mid-Ebb	IS10(N)	Cloudy	Moderate	8:44	12.6	Surface	1st	25.1	8.1	18.8	8.1	8.1	108.7	8.7	8.6	6.5	5.9
							Surface	2nd	25.1	8.1	18.8	8.1						
							Middle	1st	25.1	8.0	18.9	8.0	7.9	106.2	7.5			
							Middle	2nd	25.1	8.0	18.9	8.0						
							Bottom	1st	25.0	8.0	18.9	7.9	8.0	107.6	6.9			
							Bottom	2nd	25.0	8.0	18.9	7.9						
2019-05-13	Mid-Ebb	IS(Mf)11	Cloudy	Moderate	8:36	11.8	Surface	1st	25.1	8.0	17.2	8.0	8.0	107.6	6.9	7.9	9.8	9.4
							Surface	2nd	25.1	8.0	17.2	8.1						
							Middle	1st	25.1	8.0	17.1	8.0	8.0	107.0	9.0			
							Middle	2nd	25.1	8.0	17.1	8.0						
							Bottom	1st	25.1	8.1	17.1	8.0	8.0	107.1	8.4			
							Bottom	2nd	25.1	8.1	17.1	8.0						
2019-05-13	Mid-Ebb	CS(Mf)5	Cloudy	Moderate	8:18	12.7	Surface	1st	24.8	8.0	23.4	7.2	7.2	98.8	4.0	3.1	1.7	1.7
							Surface	2nd	24.8	8.0	23.4	7.2						
							Middle	1st	24.7	8.0	23.9	7.1	7.1	97.5	3.2			
							Middle	2nd	24.7	8.0	23.8	7.1						
							Bottom	1st	24.7	8.0	23.9	7.1	8.1	108.6	5.1			
							Bottom	2nd	24.7	8.0	23.9	7.1						
2019-05-13	Mid-Ebb	SR7	Cloudy	Moderate	8:28	4.6	Surface	1st	25.1	8.1	18.0	8.1	8.1	108.6	5.1	5.0	7.0	6.5
							Surface	2nd	25.1	8.1	18.0	8.1						
							Middle	1st	-	-	-	-	8.0	107.4	5.0			
							Middle	2nd	-	-	-	-						
							Bottom	1st	25.0	8.1	18.3	8.0	7.4	100.1	7.0			
							Bottom	2nd	25.0	8.1	18.3	8.0						
2019-05-13	Mid-Ebb	IS17	Cloudy	Moderate	8:41	11.3	Surface	1st	25.1	8.0	19.1	7.4	7.4	100.1	7.1	6.1	2.9	6.0
							Surface	2nd	25.1	8.0	19.1	7.4						
							Middle	1st	25.1	8.0	19.2	7.4	7.4	99.5	6.8			
							Middle	2nd	25.1	8.0	19.2	7.4						
							Bottom	1st	25.1	7.9	19.6	7.3	7.3	100.1	9.0			
							Bottom	2nd	25.1	7.9	19.6	7.4						
2019-05-13	Mid-Ebb	IS(Mf)16	Cloudy	Moderate	8:50	5.7	Surface	1st	25.0	8.0	22.4	7.3	7.3	100.3	8.8	6.1	5.3	4.8
							Surface	2nd	25.0	8.0	22.4	7.3						
							Middle	1st	-	-	-	-	7.3	100.4	3.2			
							Middle	2nd	-	-	-	-						
							Bottom	1st	25.1	8.0	22.5	7.3	7.6	103.7	2.2			
							Bottom	2nd	25.1	8.0	22.5	7.3						
2019-05-13	Mid-Ebb	IS8(N)	Cloudy	Calm	9:11	3.9	Surface	1st	25.2	8.1	21.7	7.6	7.6	104.0	2.2	2.3	3.3	3.1
							Surface	2nd	25.2	8.1	21.7	7.6						
							Middle	1st	-	-	-	-	7.4	101.4	2.5			
							Middle	2nd	-	-	-	-						
							Bottom	1st	25.7	8.1	21.5	7.3	7.0	95.0	5.6			
							Bottom	2nd	25.5	8.1	21.6	7.4						
2019-05-13	Mid-Ebb	SR4(N2)	Cloudy	Calm	9:04	4.3	Surface	1st	24.9	8.0	22.2	6.9	7.0	95.2	5.3	5.4	4.0	4.6
							Surface	2nd	24.9	8.0	22.2	7.0						
							Middle	1st	-	-	-	-	6.9	95.0	5.3			
							Middle	2nd	-	-	-	-						
							Bottom	1st	24.9	7.9	22.0	6.9	7.6	104.8	5.9			
							Bottom	2nd	24.9	7.9	22.1	6.9						
2019-05-13	Mid-Ebb	IS(Mf)9	Cloudy	Calm	9:20	3.6	Surface	1st	25.2	8.1	21.5	7.6	7.6	104.6	6.1	4.0	6.3	4.9
							Surface	2nd	25.1	8.1	21.5	7.6						
							Middle	1st	-	-	-	-	7.8	106.0	2.0			
							Middle	2nd	-	-	-	-						
							Bottom	1st	25.2	8.1	21.0	7.7	7.7	105.0	2.1			
							Bottom	2nd	25.2	8.1	21.0	7.8						
2019-05-13	Mid-Ebb	IS7	Cloudy	Calm	9:29	3.3	Surface	1st	25.3	8.1	20.9	7.7	7.7	105.3	2.1	2.1	3.0	2.7
							Surface	2nd	25.3	8.1	20.9	7.7						
							Middle	1st	-	-	-	-	7.6	103.5	2.0			
							Middle	2nd	-	-	-	-						
							Bottom	1st	25.2	8.1	20.8	7.6	7.7	103.8	2.0			
							Bottom	2nd	25.2	8.1	20.8	7.6						
2019-05-13	Mid-Ebb	IS(Mf)6	Cloudy	Calm	9:36	3.1	Surface	1st	25.4	8.1	21.0	7.7	7.7	106.0	2.7	3.0	3.3	3.1
							Surface	2nd	25.4	8.1	21.0	7.7						
							Middle	1st	-	-	-	-	7.7	106.2	2.5			
							Middle	2nd	-	-	-	-						
							Bottom	1st	25.4	8.1	21.1	7.6	7.7	105.0	3.5			
							Bottom	2nd	25.4	8.1	21.1	7.7						

Date (yyyy-mm-dd)	Tide	Station	Weather	Sea condition	Sampling Time	Water Depth (m)	Sampling Water Level	Replicate	Water Temperature (°C)	pH	Salinity (ppt)	DO (mg/L)	Average of DO (mg/L)	DO Saturation (%)	Turbidity (NTU)	Turbidity (NTU) (depth-averaged)	SS	SS (mg/L) (depth-averaged)	
2019-05-13	Mid-Ebb	IS5	Cloudy	Calm	9:42	8.3	Surface	1st	25.5	8.1	21.0	7.7	7.7	105.9	2.5	3.3	3.4	4.3	
							Surface	2nd	25.5	8.1	21.0	7.7							105.9
							Middle	1st	25.3	8.1	21.1	7.6	7.5	102.6	3.5				4.1
							Middle	2nd	25.3	8.1	21.1	7.6							
							Bottom	1st	25.4	8.1	20.9	7.5	7.7	106.0	3.3				4.5
							Bottom	2nd	25.4	8.1	20.9	7.5							
2019-05-13	Mid-Ebb	SR3(N)	Cloudy	Calm	9:49	3.6	Surface	1st	25.5	8.1	20.9	7.7	7.7	106.0	3.3	3.4	3.5	4.1	
							Surface	2nd	25.5	8.1	20.9	7.7							106.0
							Middle	1st	-	-	-	-	7.7	105.8	3.6				4.6
							Middle	2nd	-	-	-	-							
							Bottom	1st	25.5	8.1	20.9	7.7	8.4	115.8	2.8				3.4
							Bottom	2nd	25.5	8.1	20.9	7.7							
2019-05-13	Mid-Flood	SR10A(N)	Fine	Moderate	14:14	11.5	Surface	1st	25.3	8.1	23.7	8.3	8.4	115.7	2.7	2.9	3.4	3.3	
							Surface	2nd	25.3	8.1	23.7	8.3							116.0
							Middle	1st	25.2	8.1	23.8	8.4	8.3	116.1	3.3				3.7
							Middle	2nd	25.2	8.1	23.8	8.4							
							Bottom	1st	25.3	8.1	23.8	8.3	7.3	103.2	5.4				3.1
							Bottom	2nd	25.3	8.1	23.8	8.3							
2019-05-13	Mid-Flood	SR10B(N2)	Fine	Moderate	14:18	6.1	Surface	1st	24.9	8.1	26.3	7.4	7.3	103.5	5.3	5.8	2.4	2.5	
							Surface	2nd	24.9	8.1	26.3	7.4							101.3
							Middle	1st	24.7	8.1	27.1	7.2	7.1	100.1	5.9				2.7
							Middle	2nd	24.7	8.1	27.1	7.2							
							Bottom	1st	24.8	8.1	27.3	7.1	8.6	116.4	2.1				2.4
							Bottom	2nd	24.7	8.1	27.3	7.1							
2019-05-13	Mid-Flood	CSA	Cloudy	Moderate	13:51	32.2	Surface	1st	25.3	8.2	22.6	8.4	8.6	116.4	2.1	2.7	3.4	4.1	
							Surface	2nd	25.3	8.2	22.6	8.4							120.6
							Middle	1st	25.6	8.2	21.9	8.7	8.4	115.6	3.0				4.2
							Middle	2nd	25.6	8.2	21.9	8.7							
							Bottom	1st	25.4	8.2	22.0	8.4	8.7	118.5	9.1				4.1
							Bottom	2nd	25.5	8.2	22.0	8.4							
2019-05-13	Mid-Flood	CS6	Cloudy	Moderate	13:41	9.4	Surface	1st	25.4	8.1	22.3	8.6	8.7	118.4	9.1	7.7	5.1	4.0	
							Surface	2nd	25.4	8.1	22.3	8.6							120.6
							Middle	1st	25.5	8.1	22.2	8.7	8.1	111.4	9.6				3.6
							Middle	2nd	25.5	8.1	22.2	8.7							
							Bottom	1st	25.2	8.1	23.2	8.0	8.6	121.7	1.8				3.6
							Bottom	2nd	25.3	8.1	23.2	8.1							
2019-05-13	Mid-Flood	CS4	Cloudy	Moderate	12:43	18.3	Surface	1st	25.8	8.1	18.9	8.9	8.6	121.8	1.8	7.9	4.2	4.5	
							Surface	2nd	25.8	8.2	18.9	8.9							113.6
							Middle	1st	25.6	8.1	19.2	8.3	8.1	110.4	11.5				5.6
							Middle	2nd	25.6	8.1	19.2	8.4							
							Bottom	1st	25.5	8.1	19.8	8.1	8.7	110.6	12.7				5.9
							Bottom	2nd	25.4	8.1	19.8	8.1							
2019-05-13	Mid-Flood	SR6	Cloudy	Moderate	12:10	4.7	Surface	1st	25.6	8.2	19.2	8.7	8.7	118.3	5.4	5.1	4.3	4.2	
							Surface	2nd	25.6	8.2	19.2	8.7							-
							Middle	1st	-	-	-	-	8.6	117.5	4.9				4.1
							Middle	2nd	-	-	-	-							
							Bottom	1st	25.7	8.2	19.4	8.6	8.6	116.4	7.7				4.8
							Bottom	2nd	25.7	8.2	19.4	8.6							
2019-05-13	Mid-Flood	CS(Mf)3(N)	Cloudy	Moderate	12:29	7.3	Surface	1st	25.5	8.2	18.8	8.6	8.6	117.0	2.0	4.8	5.0	3.9	
							Surface	2nd	25.5	8.2	18.8	8.6							117.3
							Middle	1st	25.6	8.2	18.7	8.6	8.6	116.6	4.8				3.4
							Middle	2nd	25.6	8.2	18.7	8.6							
							Bottom	1st	25.7	8.1	18.8	8.6	8.9	121.6	16.3				11.3
							Bottom	2nd	25.7	8.1	18.8	8.6							
2019-05-13	Mid-Flood	SR5(N)	Cloudy	Moderate	13:01	9.6	Surface	1st	25.5	8.2	19.9	8.9	8.9	121.1	10.0	4.1	5.0	4.7	
							Surface	2nd	25.5	8.2	19.9	8.9							120.6
							Middle	1st	25.5	8.2	20.0	8.8	8.4	115.2	7.6				5.5
							Middle	2nd	25.5	8.2	20.0	8.9							
							Bottom	1st	25.5	8.1	20.5	8.4	8.1	110.5	4.1				6.5
							Bottom	2nd	25.4	8.1	20.5	8.4							
2019-05-13	Mid-Flood	IS10(N)	Cloudy	Moderate	13:07	12.1	Surface	1st	25.1	8.1	21.0	8.1	8.1	111.2	6.1	6.5	4.4	6.0	
							Surface	2nd	25.1	8.1	21.0	8.1							-
							Middle	1st	25.2	8.1	20.9	8.1	8.1	110.8	8.9				6.4
							Middle	2nd	25.2	8.1	20.9	8.1							
							Bottom	1st	25.7	8.1	20.6	8.1	8.1	111.2	6.1				6.9
							Bottom	2nd	25.6	8.1	20.7	8.1							



Date (yyyy-mm-dd)	Tide	Station	Weather	Sea condition	Sampling Time	Water Depth (m)	Sampling Water Level	Replicate	Water Temperature (°C)	pH	Salinity (ppt)	DO (mg/L)	Average of DO (mg/L)	DO Saturation (%)	Turbidity (NTU)	Turbidity (NTU) (depth-averaged)	SS	SS (mg/L) (depth-averaged)
2019-05-13	Mid-Flood	IS(Mf)11	Cloudy	Moderate	13:12	11.4	Surface	1st	25.2	8.1	21.9	8.2	8.2	112.7	4.3	7.9	4.4	3.9
							Surface	2nd	25.2	8.1	21.9	8.2						
							Middle	1st	25.2	8.1	21.9	8.1	8.2	111.5	11.7			
							Middle	2nd	25.2	8.1	21.9	8.1						
							Bottom	1st	25.3	8.1	21.7	8.1	8.2	111.9	8.1			
							Bottom	2nd	25.2	8.1	21.8	8.2						
2019-05-13	Mid-Flood	CS(Mf)5	Fine	Moderate	13:42	12.5	Surface	1st	25.0	8.1	22.8	7.7	7.8	105.5	2.7	3.2	4.2	4.6
							Surface	2nd	25.0	8.1	22.8	7.7						
							Middle	1st	25.0	8.1	22.6	7.9	8.6	108.6	3.7			
							Middle	2nd	25.0	8.1	22.6	7.9						
							Bottom	1st	25.7	8.2	21.4	8.6	8.6	118.9	3.2			
							Bottom	2nd	25.7	8.2	21.4	8.6						
2019-05-13	Mid-Flood	SR7	Cloudy	Moderate	13:20	4.5	Surface	1st	25.3	8.2	21.9	7.9	7.9	109.3	11.0	6.6	4.4	4.0
							Surface	2nd	25.3	8.2	21.9	7.9						
							Middle	1st	-	-	-	-	8.6	118.7	1.9			
							Middle	2nd	-	-	-	-						
							Bottom	1st	25.6	8.2	22.0	8.6	8.6	118.8	1.9			
							Bottom	2nd	25.6	8.2	22.0	8.6						
2019-05-13	Mid-Flood	IS17	Fine	Moderate	13:22	10.9	Surface	1st	25.5	8.2	21.6	8.6	8.7	119.3	4.1	3.6	3.9	3.8
							Surface	2nd	25.5	8.2	21.6	8.7						
							Middle	1st	25.5	8.2	21.6	8.8	8.7	120.5	3.8			
							Middle	2nd	25.5	8.2	21.6	8.7						
							Bottom	1st	25.6	8.2	21.6	8.6	8.7	119.4	2.9			
							Bottom	2nd	25.6	8.2	21.6	8.7						
2019-05-13	Mid-Flood	IS(Mf)16	Fine	Moderate	13:16	5.4	Surface	1st	25.7	8.2	21.3	8.5	8.5	117.0	3.2	3.2	5.1	4.7
							Surface	2nd	25.7	8.2	21.3	8.5						
							Middle	1st	-	-	-	-	8.3	113.9	3.3			
							Middle	2nd	-	-	-	-						
							Bottom	1st	25.6	8.2	21.6	8.2	8.3	114.9	3.2			
							Bottom	2nd	25.6	8.2	21.6	8.3						
2019-05-13	Mid-Flood	IS8(N)	Fine	Calm	12:58	3.6	Surface	1st	25.6	8.2	20.2	8.7	8.7	119.3	4.6	4.6	8.1	8.3
							Surface	2nd	25.6	8.2	20.2	8.7						
							Middle	1st	-	-	-	-	8.7	118.8	4.5			
							Middle	2nd	-	-	-	-						
							Bottom	1st	25.6	8.2	20.0	8.7	8.7	119.0	4.5			
							Bottom	2nd	25.6	8.2	20.1	8.7						
2019-05-13	Mid-Flood	SR4(N2)	Fine	Calm	13:04	4.1	Surface	1st	25.5	8.2	20.6	8.5	8.5	116.1	4.3	4.2	6.4	6.1
							Surface	2nd	25.5	8.2	20.6	8.5						
							Middle	1st	-	-	-	-	8.4	114.8	4.1			
							Middle	2nd	-	-	-	-						
							Bottom	1st	25.5	8.2	20.7	8.4	8.4	115.1	4.0			
							Bottom	2nd	25.5	8.2	20.7	8.4						
2019-05-13	Mid-Flood	IS(Mf)9	Fine	Calm	12:51	3.4	Surface	1st	25.7	8.2	21.1	8.5	8.5	117.4	5.9	4.5	4.4	3.9
							Surface	2nd	25.7	8.2	21.1	8.5						
							Middle	1st	-	-	-	-	8.4	115.9	3.0			
							Middle	2nd	-	-	-	-						
							Bottom	1st	26.0	8.2	21.0	8.4	8.4	116.2	3.0			
							Bottom	2nd	26.0	8.2	21.0	8.4						
2019-05-13	Mid-Flood	IS7	Fine	Calm	12:44	3.3	Surface	1st	26.4	8.2	20.9	8.5	8.5	118.4	2.0	2.3	3.0	2.9
							Surface	2nd	26.4	8.2	20.9	8.5						
							Middle	1st	-	-	-	-	8.1	111.8	2.6			
							Middle	2nd	-	-	-	-						
							Bottom	1st	25.8	8.2	20.8	8.1	8.1	112.1	2.6			
							Bottom	2nd	25.8	8.2	20.8	8.1						
2019-05-13	Mid-Flood	IS(Mf)6	Fine	Calm	12:35	3.2	Surface	1st	26.0	8.2	20.9	8.7	8.7	119.9	2.3	2.2	3.3	3.1
							Surface	2nd	26.0	8.2	20.9	8.7						
							Middle	1st	-	-	-	-	8.6	119.1	2.1			
							Middle	2nd	-	-	-	-						
							Bottom	1st	26.1	8.2	20.9	8.6	8.6	119.3	2.2			
							Bottom	2nd	26.1	8.2	20.9	8.6						
2019-05-13	Mid-Flood	IS5	Cloudy	Calm	12:30	8.0	Surface	1st	26.1	8.2	21.0	8.5	8.5	118.6	2.5	2.6	3.5	3.9
							Surface	2nd	26.1	8.2	21.0	8.5						
							Middle	1st	26.2	8.2	21.0	8.5	8.1	117.9	2.4			
							Middle	2nd	26.2	8.2	21.0	8.5						
							Bottom	1st	26.2	8.2	21.2	8.0	8.1	111.9	3.2			
							Bottom	2nd	26.2	8.2	21.2	8.2						

Date (yyyy-mm-dd)	Tide	Station	Weather	Sea condition	Sampling Time	Water Depth (m)	Sampling Water Level	Replicate	Water Temperature (°C)	pH	Salinity (ppt)	DO (mg/L)	Average of DO (mg/L)	DO Saturation (%)	Turbidity (NTU)	Turbidity (NTU) (depth-averaged)	SS	SS (mg/L) (depth-averaged)	
2019-05-13	Mid-Flood	SR3(N)	Cloudy	Calm	12:22	3.4	Surface	1st	26.9	8.2	20.8	8.2	8.2	115.3	3.4	3.5	4.8	4.9	
							Surface	2nd	26.9	8.2	20.8	8.2							115.5
							Middle	1st	-	-	-	-	-	-	-		-		-
							Middle	2nd	-	-	-	-	-	-	-		-		-
							Bottom	1st	27.0	8.2	20.9	8.2	8.2	115.0	3.6		4.9		
							Bottom	2nd	27.0	8.2	20.9	8.2							115.1
2019-05-15	Mid-Ebb	SR10A(N)	Sunny	Moderate	9:09	11.6	Surface	1st	25.8	8.1	25.0	8.0	7.9	113.1	6.4	4.8	11.9	11.1	
							Surface	2nd	25.8	8.1	25.0	8.0							113.3
							Middle	1st	25.8	8.1	25.0	7.8	7.6	110.6	4.1		11.6		
							Middle	2nd	25.8	8.1	25.0	7.9							111.2
							Bottom	1st	25.7	8.1	26.0	7.6	7.6	108.5	4.0		11.5		
							Bottom	2nd	25.7	8.1	26.0	7.6							108.5
2019-05-15	Mid-Ebb	SR10B(N2)	Sunny	Moderate	9:12	6.2	Surface	1st	25.1	8.0	27.5	7.2	7.2	101.3	6.3	5.0	9.9	10.7	
							Surface	2nd	25.1	8.0	27.5	7.2							101.4
							Middle	1st	25.2	8.0	27.5	7.1	7.1	101.3	4.4		11.3		
							Middle	2nd	25.2	8.0	27.5	7.1							101.3
							Bottom	1st	25.3	8.0	27.5	7.1	7.1	101.3	4.3		11.0		
							Bottom	2nd	25.3	8.0	27.5	7.1							101.3
2019-05-15	Mid-Ebb	CSA	Sunny	Moderate	9:32	33.4	Surface	1st	25.5	8.1	22.0	9.5	8.8	131.2	3.3	2.9	9.3	9.4	
							Surface	2nd	25.5	8.1	22.0	9.5							131.4
							Middle	1st	25.1	8.0	25.1	8.1	7.7	107.3	2.5		9.8		
							Middle	2nd	25.1	8.0	25.2	8.1							113.4
							Bottom	1st	24.9	8.0	26.5	7.6	7.7	107.3	2.5		9.0		
							Bottom	2nd	24.9	8.0	26.5	7.7							107.4
2019-05-15	Mid-Ebb	CS6	Sunny	Moderate	9:43	8.7	Surface	1st	25.4	8.2	23.4	9.5	9.2	131.9	2.3	2.5	8.1	7.0	
							Surface	2nd	25.4	8.2	23.3	9.5							132.2
							Middle	1st	25.3	8.1	23.9	8.8	8.5	118.8	2.6		6.7		
							Middle	2nd	25.3	8.1	23.8	8.8							121.8
							Bottom	1st	25.2	8.2	24.4	8.5	8.5	118.8	2.6		7.0		
							Bottom	2nd	25.2	8.2	24.4	8.5							118.8
2019-05-15	Mid-Ebb	CS4	Sunny	Moderate	10:49	16.4	Surface	1st	25.6	8.1	19.4	8.5	8.2	116.3	4.1	4.2	8.2	8.4	
							Surface	2nd	25.6	8.1	19.4	8.5							116.5
							Middle	1st	25.3	8.1	21.0	7.9	7.3	108.1	5.2		8.9		
							Middle	2nd	25.3	8.1	21.0	7.9							108.0
							Bottom	1st	25.0	8.0	25.0	7.3	7.3	101.8	3.3		8.3		
							Bottom	2nd	25.0	8.0	25.0	7.3							101.6
2019-05-15	Mid-Ebb	SR6	Sunny	Moderate	11:16	4.3	Surface	1st	25.2	8.2	20.2	8.9	9.0	121.5	4.9	5.2	9.5	9.6	
							Surface	2nd	25.3	8.2	20.1	9.0							122.6
							Middle	1st	-	-	-	-	8.0	109.5	5.5		9.8		
							Middle	2nd	-	-	-	-							109.6
							Bottom	1st	25.1	8.1	22.2	8.0	8.4	117.5	3.9		7.0		
							Bottom	2nd	25.1	8.1	22.2	8.0							117.8
2019-05-15	Mid-Ebb	CS(Mf)3(N)	Sunny	Moderate	11:00	7.1	Surface	1st	25.4	8.1	20.3	8.6	8.4	110.4	4.9	4.5	8.4	8.5	
							Surface	2nd	25.4	8.1	20.3	8.6							117.8
							Middle	1st	25.2	8.1	20.9	8.1	8.0	108.9	4.7		9.6		
							Middle	2nd	25.2	8.1	20.9	8.3							114.1
							Bottom	1st	25.2	8.1	21.0	8.0	8.0	108.9	4.7		9.6		
							Bottom	2nd	25.2	8.1	21.0	8.0							109.0
2019-05-15	Mid-Ebb	SR5(N)	Sunny	Moderate	10:26	9.6	Surface	1st	25.6	8.2	17.4	9.2	8.8	123.7	3.7	4.8	7.7	7.4	
							Surface	2nd	25.6	8.2	17.4	9.2							124.7
							Middle	1st	25.4	8.1	19.4	8.4	7.5	103.9	6.0		7.3		
							Middle	2nd	25.5	8.1	19.4	8.4							114.2
							Bottom	1st	25.3	8.1	22.9	7.5	7.5	103.5	5.9		7.3		
							Bottom	2nd	25.3	8.1	23.0	7.5							103.5
2019-05-15	Mid-Ebb	IS10(N)	Sunny	Moderate	10:20	12.3	Surface	1st	25.4	8.1	18.7	8.2	7.9	110.8	4.4	5.4	6.6	7.0	
							Surface	2nd	25.4	8.1	18.7	8.2							111.3
							Middle	1st	25.2	8.1	20.8	7.5	7.4	102.3	7.1		7.2		
							Middle	2nd	25.2	8.1	20.8	7.5							102.2
							Bottom	1st	25.2	8.1	20.8	7.5	7.4	102.4	4.8		6.5		
							Bottom	2nd	25.1	8.1	23.1	7.4							102.4
2019-05-15	Mid-Ebb	IS(Mf)11	Sunny	Moderate	10:11	11.5	Surface	1st	25.8	8.2	18.7	9.1	9.0	124.0	5.0	5.6	8.6	7.5	
							Surface	2nd	25.8	8.2	18.6	9.1							124.1
							Middle	1st	25.6	8.2	19.1	8.9	8.2	113.2	6.0		7.0		
							Middle	2nd	25.7	8.2	19.0	8.9							121.7
							Bottom	1st	25.6	8.2	20.8	8.2	8.2	113.1	6.0		7.1		
							Bottom	2nd	25.5	8.2	20.8	8.2							113.1

Date (yyyy-mm-dd)	Tide	Station	Weather	Sea condition	Sampling Time	Water Depth (m)	Sampling Water Level	Replicate	Water Temperature (°C)	pH	Salinity (ppt)	DO (mg/L)	Average of DO (mg/L)	DO Saturation (%)	Turbidity (NTU)	Turbidity (NTU) (depth-averaged)	SS	SS (mg/L) (depth-averaged)
2019-05-15	Mid-Ebb	CS(Mf)5	Sunny	Moderate	9:50	12.3	Surface	1st	26.5	8.2	21.3	8.6	8.4	121.0	4.9	4.4	14.2	11.9
							Surface	2nd	26.4	8.2	21.3	8.7					121.9	
							Middle	1st	26.6	8.1	21.8	8.1	114.1	4.4	10.0			
							Middle	2nd	26.5	8.1	21.9	8.2	114.8	4.5	10.4			
							Bottom	1st	26.6	8.1	23.4	7.6	108.6	3.9	11.2			
							Bottom	2nd	26.6	8.1	23.4	7.6	108.6	3.9	11.8			
2019-05-15	Mid-Ebb	SR7	Sunny	Moderate	10:04	4.5	Surface	1st	25.4	8.1	20.1	8.2	8.2	111.9	5.0	5.1	8.6	8.3
							Surface	2nd	25.4	8.1	20.1	8.2					112.1	
							Middle	1st	-	-	-	-	-	-	-			
							Middle	2nd	-	-	-	-	-	-	-			
							Bottom	1st	25.4	8.2	20.2	8.1	110.5	5.1	8.1			
							Bottom	2nd	25.4	8.2	20.2	8.1	110.7	5.2	8.4			
2019-05-15	Mid-Ebb	IS17	Sunny	Moderate	10:17	9.8	Surface	1st	25.9	8.1	21.2	8.1	8.0	111.7	12.1	9.6	12.2	12.8
							Surface	2nd	25.8	8.1	21.2	8.1					111.6	
							Middle	1st	26.1	8.1	20.2	7.9	109.8	8.6	12.2			
							Middle	2nd	26.1	8.1	20.2	8.0	110.2	8.5	12.9			
							Bottom	1st	26.0	8.1	21.5	7.7	107.2	8.2	13.6			
							Bottom	2nd	26.0	8.1	21.5	7.7	107.7	8.2	13.8			
2019-05-15	Mid-Ebb	IS(Mf)16	Sunny	Moderate	10:24	5.6	Surface	1st	26.4	8.2	21.8	8.4	8.4	117.5	11.3	10.8	17.6	18.2
							Surface	2nd	26.4	8.2	21.8	8.4					117.9	
							Middle	1st	-	-	-	-	-	-	-			
							Middle	2nd	-	-	-	-	-	-	-			
							Bottom	1st	26.6	8.2	21.9	8.1	114.3	10.1	18.5			
							Bottom	2nd	26.5	8.2	21.9	8.2	114.8	10.6	18.9			
2019-05-15	Mid-Ebb	IS8(N)	Sunny	Moderate	10:42	3.6	Surface	1st	26.3	8.2	22.1	8.6	8.6	120.7	15.7	15.4	30.3	28.9
							Surface	2nd	26.3	8.2	22.1	8.6					120.8	
							Middle	1st	-	-	-	-	-	-	-			
							Middle	2nd	-	-	-	-	-	-	-			
							Bottom	1st	26.3	8.2	22.1	8.6	120.3	15.3	27.1			
							Bottom	2nd	26.3	8.2	22.1	8.6	120.5	15.0	27.4			
2019-05-15	Mid-Ebb	SR4(N2)	Sunny	Moderate	10:37	3.8	Surface	1st	26.6	8.1	21.9	8.2	8.2	115.6	7.0	6.5	11.6	12.1
							Surface	2nd	26.7	8.1	21.8	8.2					115.8	
							Middle	1st	-	-	-	-	-	-	-			
							Middle	2nd	-	-	-	-	-	-	-			
							Bottom	1st	26.4	8.1	22.0	8.0	111.8	5.6	13.0			
							Bottom	2nd	26.3	8.1	22.0	8.0	112.1	6.1	13.1			
2019-05-15	Mid-Ebb	IS(Mf)9	Sunny	Moderate	10:50	3.3	Surface	1st	27.1	8.3	21.5	9.4	9.4	132.6	6.8	6.8	11.5	12.6
							Surface	2nd	27.1	8.3	21.5	9.4					132.7	
							Middle	1st	-	-	-	-	-	-	-			
							Middle	2nd	-	-	-	-	-	-	-			
							Bottom	1st	27.1	8.3	21.5	9.3	131.7	6.8	14.1			
							Bottom	2nd	27.1	8.3	21.5	9.3	132.0	6.8	13.6			
2019-05-15	Mid-Ebb	IS7	Sunny	Moderate	10:57	2.9	Surface	1st	-	-	-	-	8.6	-	-	5.2	-	15.1
							Surface	2nd	-	-	-	-					-	
							Middle	1st	27.4	8.3	21.7	8.6	122.0	5.0	14.7			
							Middle	2nd	27.5	8.3	21.6	8.6	122.7	5.4	15.5			
							Bottom	1st	-	-	-	-	-	-	-			
							Bottom	2nd	-	-	-	-	-	-	-			
2019-05-15	Mid-Ebb	IS(Mf)6	Sunny	Moderate	11:05	2.7	Surface	1st	-	-	-	-	8.9	-	-	6.4	-	13.6
							Surface	2nd	-	-	-	-					-	
							Middle	1st	28.2	8.3	21.5	8.9	128.0	6.3	13.2			
							Middle	2nd	28.3	8.3	21.5	8.9	127.9	6.4	14.0			
							Bottom	1st	-	-	-	-	-	-	-			
							Bottom	2nd	-	-	-	-	-	-	-			
2019-05-15	Mid-Ebb	IS5	Sunny	Moderate	11:11	8.9	Surface	1st	26.3	8.1	21.0	8.3	8.3	115.7	11.1	13.3	10.6	13.6
							Surface	2nd	26.4	8.1	21.0	8.3					116.2	
							Middle	1st	26.2	8.1	21.1	8.2	114.1	12.2	11.1			
							Middle	2nd	26.3	8.1	21.0	8.2	114.2	12.2	11.8			
							Bottom	1st	26.0	8.1	21.6	7.6	106.0	16.6	18.7			
							Bottom	2nd	26.0	8.1	21.6	7.6	106.3	16.6	17.6			
2019-05-15	Mid-Ebb	SR3(N)	Sunny	Moderate	11:18	4.3	Surface	1st	27.4	8.2	21.6	8.5	8.5	121.3	8.3	7.4	11.4	13.0
							Surface	2nd	27.5	8.2	21.6	8.5					121.1	
							Middle	1st	-	-	-	-	-	-	-			
							Middle	2nd	-	-	-	-	-	-	-			
							Bottom	1st	26.9	8.2	21.2	8.4	118.6	6.3	14.6			
							Bottom	2nd	26.8	8.2	21.2	8.5	119.2	6.7	14.1			

Date (yyyy-mm-dd)	Tide	Station	Weather	Sea condition	Sampling Time	Water Depth (m)	Sampling Water Level	Replicate	Water Temperature (°C)	pH	Salinity (ppt)	DO (mg/L)	Average of DO (mg/L)	DO Saturation (%)	Turbidity (NTU)	Turbidity (NTU) (depth-averaged)	SS	SS (mg/L) (depth-averaged)
2019-05-15	Mid-Flood	SR10A(N)	Rainy	Moderate	16:34	11.6	Surface	1st	26.1	8.2	22.3	8.6	8.4	119.7	3.5	3.9	5.4	5.8
							Surface	2nd	26.1	8.2	22.3	8.7						
							Middle	1st	25.9	8.1	23.1	8.1	7.2	102.0	4.2			
							Middle	2nd	26.0	8.1	23.1	8.1						
							Bottom	1st	25.7	8.1	25.6	7.2	102.3	4.3				
							Bottom	2nd	25.7	8.1	25.6	7.2						
2019-05-15	Mid-Flood	SR10B(N2)	Rainy	Moderate	16:37	6.5	Surface	1st	24.9	8.0	28.3	6.9	6.9	97.8	7.5	8.5	7.7	8.2
							Surface	2nd	24.9	8.0	28.3	6.9						
							Middle	1st	25.0	8.0	28.3	6.8	6.8	96.4	9.7			
							Middle	2nd	24.9	8.0	28.3	6.9						
							Bottom	1st	25.0	8.0	28.4	6.8	96.5	10.2				
							Bottom	2nd	25.0	8.0	28.4	6.8						
2019-05-15	Mid-Flood	CSA	Sunny	Moderate	16:18	34.6	Surface	1st	26.1	8.3	21.0	9.1	9.2	125.9	3.9	3.8	6.4	6.5
							Surface	2nd	26.1	8.3	21.0	9.1						
							Middle	1st	25.8	8.2	22.0	9.3	8.9	123.5	4.4			
							Middle	2nd	25.8	8.2	21.9	9.4						
							Bottom	1st	25.9	8.2	22.3	8.9	123.5	4.3				
							Bottom	2nd	25.8	8.2	22.3	8.9						
2019-05-15	Mid-Flood	CS6	Sunny	Moderate	16:01	9.6	Surface	1st	26.0	8.2	21.6	8.5	8.5	117.6	3.2	5.2	8.4	6.8
							Surface	2nd	26.0	8.2	21.6	8.5						
							Middle	1st	26.1	8.2	21.5	8.4	8.1	113.1	8.6			
							Middle	2nd	26.1	8.2	21.5	8.4						
							Bottom	1st	26.1	8.2	21.4	8.1	113.4	8.6				
							Bottom	2nd	26.1	8.2	21.4	8.1						
2019-05-15	Mid-Flood	CS4	Sunny	Moderate	15:09	16.5	Surface	1st	26.7	8.3	17.6	9.8	8.5	134.9	4.5	3.8	6.7	8.0
							Surface	2nd	26.7	8.3	17.6	9.8						
							Middle	1st	25.1	8.0	23.6	7.1	7.2	99.7	3.5			
							Middle	2nd	25.1	8.0	23.5	7.1						
							Bottom	1st	25.1	8.0	24.1	7.2	99.5	3.5				
							Bottom	2nd	25.1	8.0	24.1	7.2						
2019-05-15	Mid-Flood	SR6	Sunny	Moderate	14:43	4.4	Surface	1st	26.6	8.3	18.9	9.6	9.6	132.8	4.8	4.7	9.2	9.6
							Surface	2nd	26.6	8.3	18.9	9.6						
							Middle	1st	-	-	-	-	9.7	134.7	4.7			
							Middle	2nd	-	-	-	-						
							Bottom	1st	26.8	8.3	18.7	9.7	134.9	4.6				
							Bottom	2nd	26.8	8.3	18.7	9.7						
2019-05-15	Mid-Flood	CS(Mf)3(N)	Sunny	Moderate	14:56	7.4	Surface	1st	25.9	8.2	17.6	9.8	9.5	132.6	4.6	5.0	10.7	10.3
							Surface	2nd	25.9	8.2	17.6	9.7						
							Middle	1st	25.3	8.2	17.8	9.3	7.7	105.2	6.0			
							Middle	2nd	25.4	8.2	17.8	9.3						
							Bottom	1st	25.3	8.0	20.2	7.7	104.6	6.0				
							Bottom	2nd	25.3	8.0	20.2	7.7						
2019-05-15	Mid-Flood	SR5(N)	Sunny	Moderate	15:25	9.0	Surface	1st	25.6	8.3	19.3	10.1	9.6	137.1	3.9	5.5	9.1	9.2
							Surface	2nd	25.7	8.3	19.3	10.3						
							Middle	1st	25.3	8.3	19.5	9.0	7.7	106.3	8.7			
							Middle	2nd	25.3	8.3	19.4	9.0						
							Bottom	1st	25.2	8.1	21.9	7.7	106.0	8.7				
							Bottom	2nd	25.2	8.1	21.9	7.7						
2019-05-15	Mid-Flood	IS10(N)	Sunny	Moderate	15:29	12.5	Surface	1st	26.2	8.3	19.1	9.4	9.2	129.3	5.0	5.3	12.7	11.9
							Surface	2nd	26.3	8.3	19.1	9.4						
							Middle	1st	25.4	8.1	20.9	8.9	8.2	112.0	4.9			
							Middle	2nd	25.4	8.1	20.7	8.9						
							Bottom	1st	25.3	8.1	21.1	8.2	111.8	5.0				
							Bottom	2nd	25.3	8.1	21.1	8.2						
2019-05-15	Mid-Flood	IS(Mf)11	Sunny	Moderate	15:33	10.8	Surface	1st	25.8	8.3	22.6	10.1	9.7	140.1	4.8	4.7	11.0	11.3
							Surface	2nd	25.8	8.3	22.5	10.1						
							Middle	1st	25.5	8.2	23.2	9.2	8.5	118.0	4.6			
							Middle	2nd	25.6	8.2	23.1	9.2						
							Bottom	1st	25.5	8.1	23.4	8.5	118.1	4.7				
							Bottom	2nd	25.4	8.2	23.5	8.5						
2019-05-15	Mid-Flood	CS(Mf)5	Sunny	Moderate	15:59	12.1	Surface	1st	26.5	8.3	21.4	9.2	9.2	128.6	5.1	5.3	11.7	11.1
							Surface	2nd	26.4	8.3	21.5	9.2						
							Middle	1st	26.4	8.3	21.4	9.2	8.6	120.6	6.1			
							Middle	2nd	26.4	8.3	21.4	9.2						
							Bottom	1st	26.3	8.2	21.7	8.6	121.0	5.5				
							Bottom	2nd	26.3	8.2	21.7	8.6						

Date (yyyy-mm-dd)	Tide	Station	Weather	Sea condition	Sampling Time	Water Depth (m)	Sampling Water Level	Replicate	Water Temperature (°C)	pH	Salinity (ppt)	DO (mg/L)	Average of DO (mg/L)	DO Saturation (%)	Turbidity (NTU)	Turbidity (NTU) (depth-averaged)	SS	SS (mg/L) (depth-averaged)
2019-05-15	Mid-Flood	SR7	Sunny	Moderate	15:42	4.1	Surface	1st	26.0	8.4	19.9	10.7	10.7	146.9	5.0	5.8	9.7	10.1
							Surface	2nd	26.1	8.4	19.8	10.7		147.7	4.9		10.0	
							Middle	1st	-	-	-	-	-	-	-	-	-	
							Middle	2nd	-	-	-	-	-	-	-	-	-	
							Bottom	1st	25.7	8.2	21.8	9.0	9.0	124.2	6.7	10.1		
							Bottom	2nd	25.7	8.2	21.8	9.0		124.3	6.6	10.5		
2019-05-15	Mid-Flood	IS17	Sunny	Moderate	15:39	9.2	Surface	1st	26.6	8.3	21.2	10.0	9.9	140.1	4.4	6.0	4.4	6.8
							Surface	2nd	26.7	8.3	21.2	10.0		140.7	4.1		4.0	
							Middle	1st	26.6	8.3	21.3	9.7	136.7	6.7	6.2			
							Middle	2nd	26.6	8.3	21.2	9.9	139.4	6.8	5.8			
							Bottom	1st	26.6	8.3	21.3	9.7	9.7	136.1	7.0	10.3		
							Bottom	2nd	26.6	8.3	21.3	9.7		136.4	6.8	10.3		
2019-05-15	Mid-Flood	IS(Mf)16	Sunny	Moderate	15:33	5.6	Surface	1st	26.7	8.3	21.3	10.0	10.0	140.0	5.2	6.8	9.1	11.5
							Surface	2nd	26.7	8.3	21.3	10.0		140.4	4.8		7.8	
							Middle	1st	-	-	-	-	-	-	-	-		
							Middle	2nd	-	-	-	-	-	-	-	-		
							Bottom	1st	26.7	8.3	21.5	9.7	9.7	136.3	8.7	14.7		
							Bottom	2nd	26.7	8.3	21.5	9.7		136.6	8.6	14.3		
2019-05-15	Mid-Flood	IS8(N)	Sunny	Moderate	15:16	3.6	Surface	1st	26.4	8.3	21.2	9.3	9.3	129.9	10.4	9.7	14.1	14.4
							Surface	2nd	26.4	8.3	21.2	9.3		130.1	10.3		14.8	
							Middle	1st	-	-	-	-	-	-	-	-		
							Middle	2nd	-	-	-	-	-	-	-	-		
							Bottom	1st	26.3	8.3	21.1	9.2	9.2	128.3	9.2	14.8		
							Bottom	2nd	26.3	8.3	21.1	9.2		128.5	8.7	13.9		
2019-05-15	Mid-Flood	SR4(N2)	Sunny	Moderate	15:21	3.9	Surface	1st	26.8	8.4	21.2	10.2	10.2	143.7	4.8	5.0	8.6	8.5
							Surface	2nd	26.8	8.4	21.2	10.2		143.9	4.8		7.9	
							Middle	1st	-	-	-	-	-	-	-	-		
							Middle	2nd	-	-	-	-	-	-	-	-		
							Bottom	1st	26.8	8.4	21.3	10.0	10.0	141.0	5.2	9.1		
							Bottom	2nd	26.8	8.4	21.3	10.0		141.2	5.0	8.4		
2019-05-15	Mid-Flood	IS(Mf)9	Sunny	Moderate	15:07	3.2	Surface	1st	26.4	8.3	21.0	9.4	9.4	130.6	6.8	7.4	11.4	11.2
							Surface	2nd	26.4	8.3	21.0	9.4		130.9	6.7		11.0	
							Middle	1st	-	-	-	-	-	-	-	-		
							Middle	2nd	-	-	-	-	-	-	-	-		
							Bottom	1st	26.4	8.3	21.0	9.3	9.3	129.5	8.2	11.3		
							Bottom	2nd	26.4	8.3	21.0	9.3		129.7	8.0	11.1		
2019-05-15	Mid-Flood	IS7	Sunny	Moderate	15:00	2.8	Surface	1st	-	-	-	-	9.3	-	-	4.8	-	6.6
							Surface	2nd	-	-	-	-		-	-		-	
							Middle	1st	27.9	8.4	21.4	9.2	132.7	4.8	7.0			
							Middle	2nd	27.9	8.4	21.3	9.3	132.9	4.7	6.2			
							Bottom	1st	-	-	-	-	-	-	-	-		
							Bottom	2nd	-	-	-	-	-	-	-	-		
2019-05-15	Mid-Flood	IS(Mf)6	Sunny	Moderate	14:53	2.7	Surface	1st	-	-	-	-	9.1	-	-	7.0	-	10.6
							Surface	2nd	-	-	-	-		-	-		-	
							Middle	1st	27.4	8.3	21.5	9.1	129.9	7.0	10.4			
							Middle	2nd	27.4	8.3	21.5	9.1	130.1	7.0	10.8			
							Bottom	1st	-	-	-	-	-	-	-	-		
							Bottom	2nd	-	-	-	-	-	-	-	-		
2019-05-15	Mid-Flood	IS5	Sunny	Moderate	14:47	8.7	Surface	1st	27.1	8.3	21.5	9.3	9.2	132.0	6.5	6.7	10.7	10.8
							Surface	2nd	27.1	8.3	21.5	9.3		132.1	6.4		10.1	
							Middle	1st	27.1	8.3	21.5	9.0	127.7	6.8	10.4			
							Middle	2nd	27.1	8.3	21.5	9.0	127.9	6.8	11.1			
							Bottom	1st	27.1	8.2	21.8	8.9	8.9	126.0	6.8	11.3		
							Bottom	2nd	27.1	8.2	21.8	8.9		126.2	6.6	11.2		
2019-05-15	Mid-Flood	SR3(N)	Sunny	Moderate	14:41	3.8	Surface	1st	26.4	8.2	22.3	8.2	8.2	114.9	9.6	9.6	15.7	15.5
							Surface	2nd	26.4	8.2	22.3	8.1		114.7	9.6		15.5	
							Middle	1st	-	-	-	-	-	-	-	-		
							Middle	2nd	-	-	-	-	-	-	-	-		
							Bottom	1st	26.6	8.2	22.2	8.2	8.2	115.8	9.6	15.0		
							Bottom	2nd	26.6	8.2	22.2	8.2		115.9	9.6	15.7		
2019-05-17	Mid-Ebb	SR10A(N)	Fine	Moderate	10:51	14.3	Surface	1st	26.4	7.9	23.2	7.2	7.2	101.3	2.1	1.6	2.8	3.6
							Surface	2nd	26.4	7.9	23.2	7.2		101.3	2.1		2.2	
							Middle	1st	26.3	7.9	23.2	7.1	100.5	1.5	2.4			
							Middle	2nd	26.3	7.9	23.2	7.1	100.7	1.5	2.1			
							Bottom	1st	26.1	7.9	25.3	7.0	7.0	99.0	1.2	5.6		
							Bottom	2nd	26.1	7.9	25.3	7.0		99.0	1.2	6.6		

Date (yyyy-mm-dd)	Tide	Station	Weather	Sea condition	Sampling Time	Water Depth (m)	Sampling Water Level	Replicate	Water Temperature (°C)	pH	Salinity (ppt)	DO (mg/L)	Average of DO (mg/L)	DO Saturation (%)	Turbidity (NTU)	Turbidity (NTU) (depth-averaged)	SS	SS (mg/L) (depth-averaged)									
2019-05-17	Mid-Ebb	SR10B(N2)	Fine	Moderate	10:55	5.2	Surface	1st	26.0	8.0	24.8	7.0	7.0	99.2	1.5	4.4	4.0	4.2									
							Surface	2nd	26.0	8.0	24.8	7.0															
							Middle	1st	-	-	-	-	6.9	98.2	7.3		5.0										
							Middle	2nd	-	-	-	-															
							Bottom	1st	25.9	8.0	25.5	6.9	98.2	7.3	4.9												
							Bottom	2nd	25.9	8.0	25.5	6.9															
2019-05-17	Mid-Ebb	CSA	Fine	Moderate	11:28	31.9	Surface	1st	26.5	8.0	19.3	7.3	7.3	101.2	2.9	2.5	2.2	3.2									
							Surface	2nd	26.5	8.0	19.3	7.3															
							Middle	1st	26.5	8.0	19.5	7.3	7.3	101.2	2.6		3.9										
							Middle	2nd	26.6	8.0	19.5	7.3															
							Bottom	1st	26.8	7.9	19.1	7.3	101.7	2.1	3.5												
							Bottom	2nd	26.9	7.9	19.1	7.3															
							2019-05-17	Mid-Ebb	CS6	Fine	Moderate	11:45	8.5	Surface	1st		26.5		8.0	20.1	7.2	7.2	100.5	1.7	1.5	2.8	3.0
														Surface	2nd		26.5		8.0	20.1	7.2						
														Middle	1st		26.6		8.1	20.2	7.2	7.2	100.7	1.2		2.6	
														Middle	2nd		26.6		8.1	20.2	7.2						
Bottom	1st	26.6	8.1	20.2	7.2	100.1								1.7	2.7												
Bottom	2nd	26.6	8.1	20.2	7.2																						
2019-05-17	Mid-Ebb	CS4	Fine	Rough	13:05	16.2								Surface	1st	26.7	8.1	19.0	7.1	7.1	99.2	3.3	3.5	4.3		4.7	
														Surface	2nd	26.7	8.1	19.0	7.1								
														Middle	1st	26.8	8.1	19.0	7.1	7.1	99.2	3.1		4.1			
														Middle	2nd	26.8	8.1	19.0	7.1								
							Bottom	1st	26.9	8.1	19.0	7.1	99.1	4.0	5.5												
							Bottom	2nd	26.9	8.1	19.0	7.1															
							2019-05-17	Mid-Ebb	SR6	Fine	Moderate	13:37	4.3	Surface	1st	27.1	8.1	19.4	7.2	7.2	100.5	3.2		3.2	4.5		4.5
														Surface	2nd	27.1	8.1	19.4	7.2								
														Middle	1st	-	-	-	-	7.2	100.0	3.3			4.3		
														Middle	2nd	-	-	-	-								
Bottom	1st	27.1	8.1	19.6	7.2	100.3								3.3	3.7												
Bottom	2nd	27.1	8.1	19.6	7.2																						
2019-05-17	Mid-Ebb	CS(Mf)3(N)	Fine	Rough	13:20	7.3								Surface	1st	26.6	8.1	20.2	7.1	7.1	99.0	5.6	5.9		2.9	3.1	
														Surface	2nd	26.6	8.1	20.2	7.1								
														Middle	1st	26.7	8.1	20.1	7.1	7.0	99.1	7.2			3.5		
														Middle	2nd	26.7	8.1	20.1	7.1								
							Bottom	1st	27.0	8.1	20.1	7.0	97.8	5.1	3.4												
							Bottom	2nd	26.9	8.1	20.1	7.0															
							2019-05-17	Mid-Ebb	SR5(N)	Fine	Rough	12:40	9.2	Surface	1st	26.4	8.1	20.0	7.2	7.2	99.4	4.5		4.1	3.7		3.5
														Surface	2nd	26.4	8.1	20.0	7.2								
														Middle	1st	26.6	8.1	19.8	7.2	7.1	100.0	3.4			2.5		
														Middle	2nd	26.6	8.1	19.8	7.2								
Bottom	1st	26.6	8.1	19.9	7.1	99.3								4.2	3.4												
Bottom	2nd	26.6	8.1	19.9	7.1																						
2019-05-17	Mid-Ebb	IS10(N)	Fine	Rough	12:34	12.5								Surface	1st	26.6	8.1	19.5	7.3	7.3	101.4	2.9	3.4		3.4	3.5	
														Surface	2nd	26.6	8.1	19.5	7.3								
														Middle	1st	26.7	8.1	19.5	7.2	7.0	100.0	3.1			3.8		
														Middle	2nd	26.6	8.1	19.5	7.2								
							Bottom	1st	26.9	8.1	19.5	7.2	100.2	3.1	3.3												
							Bottom	2nd	26.9	8.1	19.5	7.2															
							2019-05-17	Mid-Ebb	IS(Mf)11	Fine	Rough	12:25	11.3	Surface	1st	26.5	8.1	19.7	7.2	7.2	100.6	6.6		7.5	4.0		3.3
														Surface	2nd	26.5	8.1	19.7	7.2								
														Middle	1st	26.7	8.1	19.6	7.2	7.2	100.7	6.6			3.1		
														Middle	2nd	26.7	8.1	19.6	7.2								
Bottom	1st	26.7	8.1	19.6	7.3	100.7								4.1	2.2												
Bottom	2nd	26.7	8.1	19.6	7.3																						
2019-05-17	Mid-Ebb	CS(Mf)5	Fine	Moderate	11:39	14.6								Surface	1st	26.8	8.2	19.6	7.2	7.1	99.4	2.3	5.8		5.5	5.2	
														Surface	2nd	27.2	7.9	21.1	7.0								
														Middle	1st	27.7	7.9	22.5	7.1	7.0	101.6	2.0			5.6		
														Middle	2nd	27.7	7.9	22.6	7.1								
							Bottom	1st	27.8	7.9	22.9	7.0	101.6	2.0	4.7												
							Bottom	2nd	27.8	7.9	22.9	7.0															
							2019-05-17	Mid-Ebb	SR7	Fine	Rough	12:16	4.5	Surface	1st	26.5	8.1	20.0	7.1	7.1	99.4	4.2		3.9	4.7		6.4
														Surface	2nd	26.6	8.1	20.0	7.1								
														Middle	1st	-	-	-	-	7.1	99.6	3.6			7.3		
														Middle	2nd	-	-	-	-								
Bottom	1st	26.7	8.1	20.3	7.1	99.7								3.5	8.3												
Bottom	2nd	26.7	8.1	20.3	7.1																						

Date (yyyy-mm-dd)	Tide	Station	Weather	Sea condition	Sampling Time	Water Depth (m)	Sampling Water Level	Replicate	Water Temperature (°C)	pH	Salinity (ppt)	DO (mg/L)	Average of DO (mg/L)	DO Saturation (%)	Turbidity (NTU)	Turbidity (NTU) (depth-averaged)	SS	SS (mg/L) (depth-averaged)
2019-05-17	Mid-Ebb	IS17	Fine	Moderate	12:06	10.5	Surface	1st	27.5	8.0	21.4	7.1	7.1	101.9	5.1	7.8	7.3	6.7
							Surface	2nd	27.5	8.0	21.5	7.1		101.7	5.0		6.3	
							Middle	1st	27.8	8.0	21.8	7.1	102.3	3.3	6.3			
							Middle	2nd	27.8	8.0	21.8	7.1	102.5	3.3	7.2			
							Bottom	1st	28.1	7.9	22.3	7.1	102.8	14.9	7.1			
							Bottom	2nd	28.1	7.9	22.3	7.1	103.0	14.9	6.1			
2019-05-17	Mid-Ebb	IS(Mf)16	Fine	Moderate	12:14	5.0	Surface	1st	27.5	8.0	21.4	7.2	7.2	102.4	8.0	6.7	7.2	6.9
							Surface	2nd	27.4	8.0	21.5	7.2		102.5	8.0		6.2	
							Middle	1st	-	-	-	-	-	-	-			
							Middle	2nd	-	-	-	-	-	-	-			
							Bottom	1st	27.7	8.0	21.7	7.0	100.8	5.4	7.5			
							Bottom	2nd	27.7	8.0	21.7	7.1	101.2	5.4	6.6			
2019-05-17	Mid-Ebb	IS8(N)	Fine	Moderate	12:31	4.1	Surface	1st	28.1	8.0	21.8	7.3	7.3	105.3	6.1	5.7	7.8	7.1
							Surface	2nd	28.1	8.0	21.7	7.3		105.4	6.0		7.5	
							Middle	1st	-	-	-	-	-	-	-			
							Middle	2nd	-	-	-	-	-	-	-			
							Bottom	1st	28.1	8.0	21.6	7.3	105.3	5.4	6.0			
							Bottom	2nd	28.1	8.0	21.6	7.3	105.2	5.4	7.0			
2019-05-17	Mid-Ebb	SR4(N2)	Fine	Moderate	12:26	4.5	Surface	1st	27.4	8.0	21.7	7.3	7.3	104.4	4.5	4.8	6.0	5.6
							Surface	2nd	27.4	8.0	21.7	7.3		104.5	4.5		5.0	
							Middle	1st	-	-	-	-	-	-	-			
							Middle	2nd	-	-	-	-	-	-	-			
							Bottom	1st	27.3	8.0	21.7	7.2	102.7	5.1	6.2			
							Bottom	2nd	27.3	8.0	21.7	7.2	103.0	5.1	5.2			
2019-05-17	Mid-Ebb	IS(Mf)9	Fine	Moderate	12:39	3.2	Surface	1st	27.3	8.0	20.7	7.3	7.3	103.7	4.9	4.7	7.2	6.0
							Surface	2nd	27.3	8.0	20.7	7.3		103.7	4.8		7.1	
							Middle	1st	-	-	-	-	-	-	-			
							Middle	2nd	-	-	-	-	-	-	-			
							Bottom	1st	27.2	8.0	20.5	7.2	101.6	4.6	4.4			
							Bottom	2nd	27.2	8.0	20.5	7.2	102.1	4.6	5.2			
2019-05-17	Mid-Ebb	IS7	Fine	Moderate	12:48	2.8	Surface	1st	-	-	-	-	7.3	-	-	2.5	-	4.4
							Surface	2nd	-	-	-	-		-	-		-	
							Middle	1st	27.9	8.0	21.4	7.2	104.0	2.5	4.4			
							Middle	2nd	27.9	8.0	21.4	7.3	104.2	2.4	4.4			
							Bottom	1st	-	-	-	-	-	-	-			
							Bottom	2nd	-	-	-	-	-	-	-			
2019-05-17	Mid-Ebb	IS(Mf)6	Fine	Moderate	12:57	2.8	Surface	1st	-	-	-	-	7.0	-	-	7.4	-	4.7
							Surface	2nd	-	-	-	-		-	-		-	
							Middle	1st	28.1	8.0	19.7	7.0	100.0	7.8	4.4			
							Middle	2nd	28.1	8.0	19.7	7.0	100.3	7.0	5.0			
							Bottom	1st	-	-	-	-	-	-	-			
							Bottom	2nd	-	-	-	-	-	-	-			
2019-05-17	Mid-Ebb	IS5	Fine	Moderate	13:03	9.8	Surface	1st	27.3	8.0	18.8	7.4	7.4	103.0	3.0	5.3	4.4	5.4
							Surface	2nd	27.4	8.0	18.8	7.4		103.1	3.1		3.9	
							Middle	1st	27.0	8.0	19.1	7.3	101.8	4.9	5.4			
							Middle	2nd	27.1	8.0	19.1	7.3	102.0	5.0	6.2			
							Bottom	1st	27.4	8.0	20.3	7.1	100.4	7.9	6.7			
							Bottom	2nd	27.5	8.0	20.3	7.1	100.6	8.1	6.0			
2019-05-17	Mid-Ebb	SR3(N)	Fine	Moderate	13:09	4.0	Surface	1st	27.6	8.0	19.1	7.4	7.5	105.0	5.2	4.8	5.6	4.8
							Surface	2nd	27.6	8.0	19.1	7.5		105.1	5.3		4.6	
							Middle	1st	-	-	-	-	-	-	-			
							Middle	2nd	-	-	-	-	-	-	-			
							Bottom	1st	27.6	8.0	19.0	7.4	103.8	4.2	4.0			
							Bottom	2nd	27.6	8.0	19.1	7.4	104.3	4.3	4.9			
2019-05-17	Mid-Flood	SR10A(N)	Sunny	Moderate	18:35	12.7	Surface	1st	27.0	8.0	22.8	6.9	6.9	98.9	1.4	4.3	2.4	3.1
							Surface	2nd	27.0	8.0	22.8	6.9		98.8	1.4		2.2	
							Middle	1st	27.0	8.0	22.7	6.9	98.9	2.8	2.3			
							Middle	2nd	27.0	8.0	22.7	7.0	99.0	2.9	2.7			
							Bottom	1st	26.6	8.0	23.7	6.8	97.2	8.6	4.1			
							Bottom	2nd	26.6	8.0	23.7	6.8	97.3	8.6	5.1			
2019-05-17	Mid-Flood	SR10B(N2)	Sunny	Moderate	18:31	5.4	Surface	1st	26.9	8.0	23.0	6.9	6.9	98.2	4.1	6.9	2.5	7.8
							Surface	2nd	26.9	8.0	23.0	6.9		98.2	4.1		2.4	
							Middle	1st	-	-	-	-	-	-	-			
							Middle	2nd	-	-	-	-	-	-	-			
							Bottom	1st	25.6	8.0	27.9	6.6	95.1	9.7	13.3			
							Bottom	2nd	25.6	8.0	27.9	6.7	95.2	9.6	13.0			

Date (yyyy-mm-dd)	Tide	Station	Weather	Sea condition	Sampling Time	Water Depth (m)	Sampling Water Level	Replicate	Water Temperature (°C)	pH	Salinity (ppt)	DO (mg/L)	Average of DO (mg/L)	DO Saturation (%)	Turbidity (NTU)	Turbidity (NTU) (depth-averaged)	SS	SS (mg/L) (depth-averaged)										
2019-05-17	Mid-Flood	CSA	Fine	Moderate	18:16	31.6	Surface	1st	26.4	8.1	21.5	7.0	7.1	98.6	1.8	2.9	2.1	2.4										
							Surface	2nd	26.4	8.1	21.5	7.0							98.6	1.7	2.9							
							Middle	1st	26.4	8.1	21.4	7.1	7.1	98.8	4.0		2.7		1.7									
							Middle	2nd	26.4	8.1	21.4	7.1								98.8	3.6	1.9						
							Bottom	1st	26.5	8.1	21.1	7.0	7.1	98.8	3.2		2.8		2.9									
							Bottom	2nd	26.5	8.1	21.1	7.1								98.5	3.3	2.7						
2019-05-17	Mid-Flood	CS6	Fine	Moderate	18:07	9.5	Surface	1st	26.9	8.1	20.1	7.2	7.2	100.4	2.6	2.1	2.9	2.6										
							Surface	2nd	26.9	8.1	20.1	7.2							100.4	2.6	2.2							
							Middle	1st	26.9	8.1	20.2	7.1	7.1	100.1	1.6		2.3		2.4									
							Middle	2nd	26.9	8.1	20.2	7.1								100.2	1.5	2.4						
							Bottom	1st	26.9	8.1	20.0	7.1	7.1	100.2	2.2		2.8		2.9									
							Bottom	2nd	26.9	8.1	20.0	7.1								100.2	2.3	2.9						
							2019-05-17	Mid-Flood	CS4	Fine	Rough	17:08	17.4	Surface	1st		27.3		8.1	16.4	7.3	7.3	100.7	4.2	6.5	3.0	4.2	
														Surface	2nd		27.3		8.1	16.4	7.3							100.7
														Middle	1st		27.2		8.1	16.4	7.3	7.2	99.5	11.6		5.2		4.6
														Middle	2nd		27.2		8.1	16.4	7.3							
Bottom	1st	27.2	8.1	17.0	7.2	7.2								99.6	11.7	4.2	5.2											
Bottom	2nd	27.2	8.1	17.0	7.2													100.4	3.4	4.2								
2019-05-17	Mid-Flood	SR6	Fine	Rough	16:41	4.5								Surface	1st	28.7	8.1	19.6	7.0	7.0	100.5	5.6	6.0	8.5		8.3		
														Surface	2nd	28.7	8.1	19.6	7.0									100.5
														Middle	1st	-	-	-	-	6.9	99.7	6.2		8.0				8.0
														Middle	2nd	-	-	-	-									
							Bottom	1st	28.5	8.1	19.8	6.9	7.2	99.6	2.7	1.7	2.6											
							Bottom	2nd	28.5	8.1	19.8	6.9						99.7	6.2	8.0								
							2019-05-17	Mid-Flood	CS(Mf)3(N)	Fine	Rough	16:55	7.1	Surface	1st	27.3	8.0	16.6	7.2	7.2	99.6	2.6		3.6	2.3		2.6	
														Surface	2nd	27.3	8.0	16.6	7.2									99.6
														Middle	1st	27.2	8.0	16.6	7.2	7.1	98.8	3.9			3.5			3.3
														Middle	2nd	27.2	8.0	16.6	7.2									
Bottom	1st	27.4	8.1	16.6	7.1	7.1								98.8	3.9	3.5	3.3											
Bottom	2nd	27.3	8.1	16.6	7.1													98.8	3.9	3.5								
2019-05-17	Mid-Flood	SR5(N)	Fine	Moderate	17:28	9.4								Surface	1st	26.8	8.1	19.9	7.1	7.1	99.3	3.3	3.4		4.1	3.1		
														Surface	2nd	26.8	8.1	19.9	7.1									99.3
														Middle	1st	26.9	8.1	19.9	7.1	7.1	99.5	3.6			2.2			3.2
														Middle	2nd	26.9	8.1	19.9	7.1									
							Bottom	1st	27.1	8.1	19.8	7.0	7.2	99.0	3.5	2.3	3.2											
							Bottom	2nd	27.0	8.1	19.8	7.1						99.0	3.4	2.3								
							2019-05-17	Mid-Flood	IS10(N)	Fine	Moderate	17:33	12.3	Surface	1st	26.9	8.1	20.5	7.2	7.2	101.3	3.8		4.1	2.0		2.4	
														Surface	2nd	26.9	8.1	20.5	7.2									101.3
														Middle	1st	26.9	8.1	20.3	7.2	7.2	101.1	4.8			2.6			2.5
														Middle	2nd	26.9	8.1	20.3	7.2									
Bottom	1st	26.9	8.1	20.2	7.2	7.1								100.5	3.7	2.4	2.4											
Bottom	2nd	26.9	8.1	20.2	7.2													100.4	3.8	2.6								
2019-05-17	Mid-Flood	IS(Mf)11	Fine	Moderate	17:38	11.1								Surface	1st	26.6	8.1	21.3	7.1	7.1	99.3	8.4	9.0		3.9	10.0		
														Surface	2nd	26.6	8.1	21.3	7.1									99.3
														Middle	1st	26.6	8.1	21.3	7.1	7.0	98.8	8.8			11.0			10.4
														Middle	2nd	26.6	8.1	21.3	7.1									
							Bottom	1st	26.7	8.1	21.3	7.0	7.0	98.9	9.8	11.0	10.4											
							Bottom	2nd	26.7	8.1	21.3	7.0						98.9	9.8	10.4								
							2019-05-17	Mid-Flood	CS(Mf)5	Sunny	Moderate	17:57	12.7	Surface	1st	27.1	8.0	21.5	7.1	7.1	100.8	1.6		4.1	1.6		1.5	
														Surface	2nd	27.1	8.0	21.5	7.1									100.8
														Middle	1st	27.1	8.0	21.5	7.1	7.0	100.9	3.1			1.1			1.1
														Middle	2nd	27.1	8.0	21.5	7.1									
Bottom	1st	27.0	8.0	22.1	7.0	7.1								99.9	7.5	1.4	1.4											
Bottom	2nd	27.0	8.0	22.1	7.0													100.0	7.5	1.1								
2019-05-17	Mid-Flood	SR7	Fine	Moderate	17:45	4.4								Surface	1st	26.7	8.1	20.9	7.1	7.1	98.9	10.7	8.4		11.0	9.4		
														Surface	2nd	26.7	8.1	20.9	7.1									99.0
														Middle	1st	-	-	-	-	7.1	99.5	6.2			7.8			8.8
														Middle	2nd	-	-	-	-									
							Bottom	1st	26.7	8.1	21.3	7.1	7.2	102.6	2.8	1.9	2.5											
							Bottom	2nd	26.8	8.1	21.3	7.1						99.5	6.3	8.8								
							2019-05-17	Mid-Flood	IS17	Sunny	Moderate	17:36	9.5	Surface	1st	27.1	8.0	21.7	7.2	7.2	102.6	2.8		2.4	1.9		2.5	
														Surface	2nd	27.1	8.0	21.8	7.2									102.5
														Middle	1st	27.2	8.1	21.7	7.3	7.3	103.2	1.9			2.4			1.6
														Middle	2nd	27.1	8.0	21.7	7.2									
Bottom	1st	27.1	8.0	21.7	7.2	7.3								102.4	2.6	2.9	3.4											
Bottom	2nd	27.2	8.1	21.7	7.3													103.2	2.6	3.4								



Date (yyyy-mm-dd)	Tide	Station	Weather	Sea condition	Sampling Time	Water Depth (m)	Sampling Water Level	Replicate	Water Temperature (°C)	pH	Salinity (ppt)	DO (mg/L)	Average of DO (mg/L)	DO Saturation (%)	Turbidity (NTU)	Turbidity (NTU) (depth-averaged)	SS	SS (mg/L) (depth-averaged)	
2019-05-17	Mid-Flood	IS(Mf)16	Sunny	Moderate	17:30	5.7	Surface	1st	27.4	8.1	21.8	7.3	7.3	104.1	5.5	6.1	6.0	6.2	
							Surface	2nd	27.4	8.1	21.8	7.3							
							Middle	1st	-	-	-	-	7.2	102.2	6.8				6.0
							Middle	2nd	-	-	-	-							
							Bottom	1st	27.4	8.1	21.8	7.2	7.4	102.4	6.7				7.0
							Bottom	2nd	27.4	8.1	21.8	7.2							
2019-05-17	Mid-Flood	IS8(N)	Sunny	Moderate	17:14	3.6	Surface	1st	27.4	8.1	21.9	7.4	7.4	105.5	1.6	2.5	6.0	4.6	
							Surface	2nd	27.4	8.1	21.9	7.4							
							Middle	1st	-	-	-	-	7.3	104.9	3.4				3.7
							Middle	2nd	-	-	-	-							
							Bottom	1st	27.8	8.1	21.8	7.3	7.5	105.0	3.4				3.4
							Bottom	2nd	27.8	8.1	21.8	7.3							
2019-05-17	Mid-Flood	SR4(N2)	Sunny	Moderate	17:18	3.7	Surface	1st	27.6	8.1	21.8	7.5	7.5	106.6	2.1	1.7	1.5	2.4	
							Surface	2nd	27.6	8.1	21.8	7.5							
							Middle	1st	-	-	-	-	7.3	104.4	1.4				2.2
							Middle	2nd	-	-	-	-							
							Bottom	1st	27.5	8.1	21.8	7.3	7.2	104.8	1.4				3.2
							Bottom	2nd	27.5	8.1	21.8	7.3							
2019-05-17	Mid-Flood	IS(Mf)9	Sunny	Moderate	17:07	2.8	Surface	1st	-	-	-	-	7.2	-	-	11.2	-	8.6	
							Surface	2nd	-	-	-	-							
							Middle	1st	27.7	8.1	21.8	7.2	7.1	103.7	11.2				8.1
							Middle	2nd	27.7	8.1	21.8	7.2							
							Bottom	1st	-	-	-	-	-	-	-				-
							Bottom	2nd	-	-	-	-							
2019-05-17	Mid-Flood	IS7	Sunny	Moderate	17:00	2.6	Surface	1st	-	-	-	-	7.1	-	-	4.4	-	5.0	
							Surface	2nd	-	-	-	-							
							Middle	1st	27.7	8.0	21.7	7.1	-	102.1	4.4				5.1
							Middle	2nd	27.7	8.0	21.7	7.1							
							Bottom	1st	-	-	-	-	-	-	-				-
							Bottom	2nd	-	-	-	-							
2019-05-17	Mid-Flood	IS(Mf)6	Sunny	Moderate	16:52	2.4	Surface	1st	-	-	-	-	7.1	-	-	7.6	-	7.6	
							Surface	2nd	-	-	-	-							
							Middle	1st	28.0	8.0	21.7	7.1	-	102.4	7.6				7.8
							Middle	2nd	28.0	8.0	21.7	7.1							
							Bottom	1st	-	-	-	-	-	102.5	7.5				7.4
							Bottom	2nd	-	-	-	-							
2019-05-17	Mid-Flood	IS5	Sunny	Moderate	16:45	8.5	Surface	1st	27.9	8.0	20.6	7.2	7.2	103.6	10.3	12.6	13.6	16.2	
							Surface	2nd	27.9	8.0	20.6	7.2							
							Middle	1st	27.5	8.0	21.2	7.2	7.2	102.5	11.0				15.5
							Middle	2nd	27.5	8.0	21.2	7.2							
							Bottom	1st	27.5	8.1	21.3	7.1	-	101.7	16.6				20.7
							Bottom	2nd	27.5	8.1	21.3	7.2							
2019-05-17	Mid-Flood	SR3(N)	Sunny	Moderate	16:41	3.1	Surface	1st	29.2	8.2	19.1	7.3	7.3	105.4	10.3	12.7	14.7	16.0	
							Surface	2nd	29.2	8.2	19.1	7.3							
							Middle	1st	-	-	-	-	7.1	102.6	15.0				18.5
							Middle	2nd	-	-	-	-							
							Bottom	1st	28.3	8.1	21.2	7.1	-	102.7	15.0				17.6
							Bottom	2nd	28.3	8.1	21.2	7.1							
2019-05-20	Mid-Ebb	SR10A(N)	Cloudy	Moderate	13:42	11.5	Surface	1st	28.4	7.9	21.8	7.4	7.4	107.7	1.9	1.7	2.4	3.5	
							Surface	2nd	28.4	7.9	21.8	7.4							
							Middle	1st	28.6	7.9	21.8	7.4	7.4	107.9	1.8				3.5
							Middle	2nd	28.5	7.9	21.8	7.4							
							Bottom	1st	28.6	7.9	22.2	7.3	-	107.2	1.7				3.6
							Bottom	2nd	28.6	7.9	22.2	7.4							
2019-05-20	Mid-Ebb	SR10B(N2)	Cloudy	Moderate	13:46	5.5	Surface	1st	27.6	8.0	22.4	7.3	7.3	104.6	2.0	1.6	3.1	3.4	
							Surface	2nd	27.5	8.0	22.4	7.3							
							Middle	1st	-	-	-	-	7.3	105.0	1.7				3.3
							Middle	2nd	-	-	-	-							
							Bottom	1st	28.7	8.0	21.9	7.3	-	106.5	1.3				3.4
							Bottom	2nd	28.7	8.0	21.9	7.3							
2019-05-20	Mid-Ebb	CSA	Cloudy	Moderate	13:38	32.8	Surface	1st	28.3	8.0	21.1	7.4	7.4	106.3	5.6	3.8	4.3	5.3	
							Surface	2nd	28.3	8.0	21.1	7.4							
							Middle	1st	28.4	8.0	21.3	7.4	7.4	106.5	1.2				5.9
							Middle	2nd	28.4	8.0	21.3	7.4							
							Bottom	1st	28.4	8.0	21.1	7.4	-	106.4	4.7				5.3
							Bottom	2nd	28.4	8.0	21.1	7.4							

Date (yyyy-mm-dd)	Tide	Station	Weather	Sea condition	Sampling Time	Water Depth (m)	Sampling Water Level	Replicate	Water Temperature (°C)	pH	Salinity (ppt)	DO (mg/L)	Average of DO (mg/L)	DO Saturation (%)	Turbidity (NTU)	Turbidity (NTU) (depth-averaged)	SS	SS (mg/L) (depth-averaged)
2019-05-20	Mid-Ebb	CS6	Cloudy	Moderate	13:30	9.6	Surface	1st	28.1	8.0	21.1	7.3	7.3	105.4	4.8	4.8	4.6	3.7
							Surface	2nd	28.2	8.0	21.1	7.3						
							Middle	1st	28.0	8.0	21.3	7.3	105.1	6.2	3.3			
							Middle	2nd	28.0	8.0	21.3	7.3	105.2	6.2	4.3			
							Bottom	1st	29.0	8.0	20.7	7.0	102.1	3.2	3.4			
							Bottom	2nd	28.9	8.0	20.8	7.1	102.7	3.8	2.4			
2019-05-20	Mid-Ebb	CS4	Cloudy	Moderate	12:42	18.4	Surface	1st	28.0	8.0	19.7	7.3	7.3	104.3	1.1	2.5	2.8	2.6
							Surface	2nd	28.0	8.0	19.7	7.3						
							Middle	1st	28.0	8.0	19.9	7.3	104.0	4.1	3.0			
							Middle	2nd	28.0	8.0	19.9	7.3	104.1	4.4	2.3			
							Bottom	1st	27.9	8.0	20.6	7.2	102.9	2.2	2.4			
							Bottom	2nd	27.9	8.0	20.6	7.2	103.1	2.2	2.3			
2019-05-20	Mid-Ebb	SR6	Cloudy	Moderate	12:13	4.5	Surface	1st	28.2	8.0	19.3	7.2	7.2	102.4	1.0	1.2	4.1	4.1
							Surface	2nd	28.2	8.0	19.3	7.2						
							Middle	1st	-	-	-	-	-	-	-			
							Middle	2nd	-	-	-	-	-	-	-			
							Bottom	1st	28.3	8.0	19.4	7.2	102.7	1.5	4.0			
							Bottom	2nd	28.3	8.0	19.4	7.2	102.6	1.4	3.1			
2019-05-20	Mid-Ebb	CS(Mf)3(N)	Cloudy	Moderate	12:30	7.4	Surface	1st	27.5	8.0	21.4	7.0	7.0	100.0	8.7	5.6	4.1	4.7
							Surface	2nd	27.5	8.0	21.4	7.0						
							Middle	1st	27.6	8.0	21.3	7.0	100.3	3.3	4.0			
							Middle	2nd	27.6	8.0	21.3	7.0	100.3	3.9	4.0			
							Bottom	1st	27.8	8.0	21.3	7.0	100.1	4.2	5.1			
							Bottom	2nd	27.8	8.0	21.3	7.0	100.1	4.6	6.1			
2019-05-20	Mid-Ebb	SR5(N)	Cloudy	Moderate	12:58	9.4	Surface	1st	27.7	8.0	21.4	7.2	7.2	103.0	6.6	4.8	2.3	3.0
							Surface	2nd	27.7	8.0	21.4	7.2						
							Middle	1st	27.8	8.0	21.4	7.2	103.0	1.6	3.6			
							Middle	2nd	27.8	8.0	21.4	7.2	103.0	1.5	3.2			
							Bottom	1st	27.9	8.0	21.3	7.1	102.3	6.2	3.2			
							Bottom	2nd	27.9	8.0	21.3	7.1	102.4	6.2	4.2			
2019-05-20	Mid-Ebb	IS10(N)	Cloudy	Moderate	13:03	12.4	Surface	1st	27.6	8.0	21.3	7.2	7.2	102.6	7.1	5.4	3.3	3.7
							Surface	2nd	27.6	8.0	21.3	7.2						
							Middle	1st	27.7	8.0	21.3	7.2	102.5	3.0	3.8			
							Middle	2nd	27.7	8.0	21.3	7.2	102.6	2.9	3.8			
							Bottom	1st	28.0	8.0	21.1	7.0	100.1	6.0	4.0			
							Bottom	2nd	27.9	8.0	21.2	7.0	100.3	6.0	3.0			
2019-05-20	Mid-Ebb	IS(Mf)11	Cloudy	Moderate	13:07	11.8	Surface	1st	27.6	8.0	21.3	7.1	7.1	101.9	7.3	7.3	5.5	5.7
							Surface	2nd	27.6	8.0	21.3	7.1						
							Middle	1st	27.6	8.0	21.3	7.1	101.6	9.0	6.5			
							Middle	2nd	27.6	8.0	21.3	7.1	101.6	9.3	5.7			
							Bottom	1st	27.8	8.0	21.2	7.1	102.0	5.4	5.2			
							Bottom	2nd	27.8	8.0	21.2	7.1	102.1	5.4	5.7			
2019-05-20	Mid-Ebb	CS(Mf)5	Cloudy	Moderate	13:19	12.3	Surface	1st	28.1	8.0	20.9	7.2	7.2	103.6	2.1	3.0	3.1	3.6
							Surface	2nd	28.2	8.0	20.9	7.2						
							Middle	1st	28.0	8.0	20.8	7.2	102.6	3.2	2.8			
							Middle	2nd	28.0	8.0	20.8	7.2	102.9	3.4	3.8			
							Bottom	1st	27.5	8.0	22.9	6.9	99.1	3.6	3.6			
							Bottom	2nd	27.6	8.0	22.9	6.9	99.6	3.4	4.5			
2019-05-20	Mid-Ebb	SR7	Cloudy	Moderate	13:14	4.5	Surface	1st	27.8	8.0	20.9	7.1	7.1	101.7	8.3	6.4	4.0	3.9
							Surface	2nd	27.8	8.0	20.9	7.1						
							Middle	1st	-	-	-	-	-	-	-			
							Middle	2nd	-	-	-	-	-	-	-			
							Bottom	1st	27.8	8.0	20.7	7.2	102.3	4.4	3.8			
							Bottom	2nd	27.8	8.0	20.7	7.2	102.5	4.4	4.6			
2019-05-20	Mid-Ebb	IS17	Cloudy	Moderate	13:02	9.4	Surface	1st	27.7	8.0	20.9	7.2	7.2	103.0	2.9	3.1	5.1	4.4
							Surface	2nd	27.7	8.0	20.9	7.2						
							Middle	1st	27.7	8.0	20.8	7.2	102.8	3.4	5.2			
							Middle	2nd	27.7	8.0	20.8	7.2	102.9	3.4	4.2			
							Bottom	1st	28.7	8.0	21.5	7.1	103.9	2.9	3.9			
							Bottom	2nd	28.7	8.0	21.5	7.2	104.3	2.7	3.6			
2019-05-20	Mid-Ebb	IS(Mf)16	Cloudy	Moderate	12:56	5.7	Surface	1st	27.9	8.0	21.5	7.4	7.4	105.5	3.5	3.0	5.3	4.3
							Surface	2nd	27.9	8.0	21.5	7.4						
							Middle	1st	-	-	-	-	-	-	-			
							Middle	2nd	-	-	-	-	-	-	-			
							Bottom	1st	27.9	8.0	21.6	7.3	104.8	2.4	4.0			
							Bottom	2nd	27.9	8.0	21.6	7.3	105.1	2.3	3.7			

Date (yyyy-mm-dd)	Tide	Station	Weather	Sea condition	Sampling Time	Water Depth (m)	Sampling Water Level	Replicate	Water Temperature (°C)	pH	Salinity (ppt)	DO (mg/L)	Average of DO (mg/L)	DO Saturation (%)	Turbidity (NTU)	Turbidity (NTU) (depth-averaged)	SS	SS (mg/L) (depth-averaged)	
2019-05-20	Mid-Ebb	IS8(N)	Cloudy	Calm	12:39	3.8	Surface	1st	28.5	8.0	21.2	7.5	7.5	108.4	3.4	4.0	5.8	5.3	
							Surface	2nd	28.5	8.0	21.2	7.5							
							Middle	1st	-	-	-	-	7.3	105.7	4.5				5.2
							Middle	2nd	-	-	-	-							
							Bottom	1st	28.4	8.0	21.3	7.3	106.2	4.6	4.7				
							Bottom	2nd	28.4	8.1	21.3	7.3							
2019-05-20	Mid-Ebb	SR4(N2)	Cloudy	Calm	12:45	4.3	Surface	1st	28.5	8.0	21.1	7.4	7.5	107.8	3.8	3.4	6.4	5.1	
							Surface	2nd	28.5	8.0	21.1	7.5							
							Middle	1st	-	-	-	-	7.3	105.0	3.0				4.0
							Middle	2nd	-	-	-	-							
							Bottom	1st	28.2	8.0	21.0	7.3	105.5	2.9	3.6				
							Bottom	2nd	28.2	8.0	21.0	7.3							
2019-05-20	Mid-Ebb	IS(Mf)9	Cloudy	Calm	12:34	3.2	Surface	1st	28.4	8.0	21.1	7.6	7.6	109.5	1.4	1.4	1.7	2.3	
							Surface	2nd	28.4	8.0	21.1	7.6							
							Middle	1st	-	-	-	-	7.5	108.4	1.5				2.1
							Middle	2nd	-	-	-	-							
							Bottom	1st	28.8	8.0	21.1	7.4	108.8	1.4	2.6				
							Bottom	2nd	28.8	8.0	21.1	7.5							
2019-05-20	Mid-Ebb	IS7	Cloudy	Calm	12:28	2.6	Surface	1st	-	-	-	-	7.4	-	-	1.7	-	3.2	
							Surface	2nd	-	-	-	-							
							Middle	1st	28.8	8.0	21.2	7.4	-	-	-				
							Middle	2nd	28.8	8.0	21.2	7.4							
							Bottom	1st	-	-	-	-	-	-	-				
							Bottom	2nd	-	-	-	-							
2019-05-20	Mid-Ebb	IS(Mf)6	Cloudy	Calm	12:22	2.5	Surface	1st	-	-	-	-	7.0	-	-	2.4	-	5.7	
							Surface	2nd	-	-	-	-							
							Middle	1st	29.3	7.9	21.2	7.0	-	-	-				
							Middle	2nd	29.3	7.9	21.2	7.0							
							Bottom	1st	-	-	-	-	-	-	-				
							Bottom	2nd	-	-	-	-							
2019-05-20	Mid-Ebb	IS5	Cloudy	Calm	12:17	8.5	Surface	1st	28.9	7.9	21.1	7.2	7.1	104.3	2.1	2.3	3.4	4.1	
							Surface	2nd	28.9	7.9	21.1	7.1							
							Middle	1st	28.0	7.9	21.0	7.1	7.1	101.9	2.5				5.3
							Middle	2nd	28.0	7.9	21.0	7.1							
							Bottom	1st	28.7	7.9	21.1	7.1	102.5	2.3	4.2				
							Bottom	2nd	28.7	7.9	21.1	7.1							
2019-05-20	Mid-Ebb	SR3(N)	Cloudy	Calm	12:14	3.6	Surface	1st	30.9	7.9	21.5	7.2	7.2	109.0	1.9	2.2	2.2	3.5	
							Surface	2nd	30.9	7.9	21.5	7.2							
							Middle	1st	-	-	-	-	7.2	109.6	2.5				3.8
							Middle	2nd	-	-	-	-							
							Bottom	1st	31.5	7.9	21.5	7.2	109.7	2.4	4.5				
							Bottom	2nd	31.5	7.9	21.6	7.2							
2019-05-20	Mid-Flood	SR10A(N)	Cloudy	Moderate	6:16	11.3	Surface	1st	27.2	7.9	21.2	6.7	6.7	95.0	1.9	1.3	1.6	1.8	
							Surface	2nd	27.2	7.9	21.2	6.7							
							Middle	1st	27.2	7.8	21.2	6.7	6.8	96.2	1.0				2.8
							Middle	2nd	27.2	7.8	21.2	6.7							
							Bottom	1st	27.1	7.8	22.1	6.8	96.1	1.0	2.0				
							Bottom	2nd	27.1	7.8	22.1	6.8							
2019-05-20	Mid-Flood	SR10B(N2)	Cloudy	Moderate	6:21	5.7	Surface	1st	26.1	7.9	26.1	6.4	6.4	92.1	2.6	2.8	5.6	5.5	
							Surface	2nd	26.1	7.9	26.1	6.4							
							Middle	1st	-	-	-	-	6.5	92.7	3.3				6.3
							Middle	2nd	-	-	-	-							
							Bottom	1st	26.2	7.9	26.1	6.5	92.6	3.1	5.4				
							Bottom	2nd	26.2	7.9	26.1	6.5							
2019-05-20	Mid-Flood	CSA	Cloudy	Moderate	6:36	33.1	Surface	1st	27.2	7.9	21.6	6.8	6.9	97.1	1.1	3.5	4.2	3.5	
							Surface	2nd	27.2	7.9	21.6	6.8							
							Middle	1st	27.3	8.0	21.3	6.9	6.9	97.4	1.3				4.3
							Middle	2nd	27.3	8.0	21.3	6.9							
							Bottom	1st	27.5	8.1	21.0	6.9	97.5	8.2	2.6				
							Bottom	2nd	27.5	8.1	21.0	6.9							
2019-05-20	Mid-Flood	CS6	Cloudy	Moderate	6:45	9.6	Surface	1st	27.2	7.9	21.5	6.8	6.8	97.1	2.7	7.0	3.0	2.5	
							Surface	2nd	27.2	7.9	21.5	6.8							
							Middle	1st	27.2	7.9	21.5	6.8	6.9	97.2	8.7				2.2
							Middle	2nd	27.2	7.9	21.5	6.8							
							Bottom	1st	27.2	7.9	21.5	6.8	97.2	8.8	2.4				
							Bottom	2nd	27.2	7.9	21.5	6.9							

Date (yyyy-mm-dd)	Tide	Station	Weather	Sea condition	Sampling Time	Water Depth (m)	Sampling Water Level	Replicate	Water Temperature (°C)	pH	Salinity (ppt)	DO (mg/L)	Average of DO (mg/L)	DO Saturation (%)	Turbidity (NTU)	Turbidity (NTU) (depth-averaged)	SS	SS (mg/L) (depth-averaged)	
2019-05-20	Mid-Flood	CS4	Cloudy	Moderate	7:38	18.4	Surface	1st	27.4	7.9	19.7	6.9	7.0	97.7	6.9	7.3	2.7	2.0	
							Surface	2nd	27.4	7.9	19.8	6.9							97.4
							Middle	1st	27.4	7.9	19.7	7.0	98.9	7.8	1.4				
							Middle	2nd	27.4	7.9	19.7	7.0	98.7	7.8	2.4				
							Bottom	1st	27.5	7.9	19.9	6.9	6.9	97.2	7.5				1.5
							Bottom	2nd	27.4	7.9	20.0	6.9							97.2
2019-05-20	Mid-Flood	SR6	Cloudy	Moderate	8:10	4.6	Surface	1st	27.1	7.9	22.6	6.8	6.8	97.2	4.8	7.0	4.5	3.7	
							Surface	2nd	27.1	7.9	22.6	6.8							97.2
							Middle	1st	-	-	-	-	-	-	-				
							Middle	2nd	-	-	-	-	-	-	-				
							Bottom	1st	27.1	7.9	22.6	6.8	6.8	96.6	9.1				3.8
							Bottom	2nd	27.1	7.9	22.6	6.8							96.7
2019-05-20	Mid-Flood	CS(Mf)3(N)	Cloudy	Moderate	7:51	7.6	Surface	1st	27.5	7.9	19.8	7.0	7.0	99.3	4.0	6.5	4.6	3.8	
							Surface	2nd	27.5	7.9	19.8	7.0							99.1
							Middle	1st	27.5	7.9	19.8	7.0	98.6	8.1	3.9				
							Middle	2nd	27.5	7.9	19.8	7.0	98.5	8.1	3.2				
							Bottom	1st	27.7	7.9	19.7	7.0	7.0	99.3	7.4				3.2
							Bottom	2nd	27.7	7.9	19.7	7.0							99.1
2019-05-20	Mid-Flood	SR5(N)	Cloudy	Moderate	7:23	9.8	Surface	1st	27.1	7.9	21.7	6.8	6.9	96.8	3.9	6.8	5.9	5.0	
							Surface	2nd	27.1	7.9	21.7	6.8							96.8
							Middle	1st	27.2	7.9	21.6	6.9	97.4	4.2	4.5				
							Middle	2nd	27.2	7.9	21.6	6.9	97.3	4.1	4.6				
							Bottom	1st	27.1	7.9	21.8	6.8	6.8	97.2	12.4				4.8
							Bottom	2nd	27.1	7.9	21.8	6.8							97.0
2019-05-20	Mid-Flood	IS10(N)	Cloudy	Moderate	7:17	12.3	Surface	1st	27.0	7.9	22.4	6.9	6.9	97.7	9.1	8.2	4.6	5.5	
							Surface	2nd	27.0	7.9	22.4	6.9							97.7
							Middle	1st	27.0	7.9	22.4	6.9	97.5	7.2	5.8				
							Middle	2nd	27.0	7.9	22.4	6.8	97.4	7.2	5.1				
							Bottom	1st	27.3	7.9	22.4	6.8	6.8	97.1	8.2				6.3
							Bottom	2nd	27.2	7.9	22.4	6.8							96.9
2019-05-20	Mid-Flood	IS(Mf)11	Cloudy	Moderate	7:11	11.6	Surface	1st	27.2	7.9	21.0	6.9	6.9	97.1	7.1	7.0	3.9	4.9	
							Surface	2nd	27.2	7.9	21.0	6.9							97.1
							Middle	1st	27.2	7.9	21.2	6.8	96.7	5.6	5.6				
							Middle	2nd	27.2	7.9	21.2	6.8	96.7	5.6	4.9				
							Bottom	1st	27.2	7.9	21.7	6.8	6.8	96.4	8.4				4.9
							Bottom	2nd	27.1	7.9	21.7	6.8							96.3
2019-05-20	Mid-Flood	CS(Mf)5	Cloudy	Moderate	6:46	12.4	Surface	1st	27.1	8.0	22.9	6.7	6.8	96.0	2.0	3.0	1.7	2.4	
							Surface	2nd	27.0	8.0	22.9	6.7							95.9
							Middle	1st	27.1	8.0	22.3	6.8	96.2	2.3	2.8				
							Middle	2nd	27.1	8.0	22.3	6.8	96.3	2.2	2.0				
							Bottom	1st	27.1	8.0	22.7	6.8	6.8	96.3	4.6				2.9
							Bottom	2nd	27.1	8.0	22.8	6.7							96.3
2019-05-20	Mid-Flood	SR7	Cloudy	Moderate	7:04	4.5	Surface	1st	27.2	7.9	20.8	6.8	6.8	96.0	6.2	3.9	1.8	2.6	
							Surface	2nd	27.2	7.9	20.8	6.8							96.0
							Middle	1st	-	-	-	-	-	-	-				
							Middle	2nd	-	-	-	-	-	-	-				
							Bottom	1st	27.3	7.9	20.9	6.8	6.8	96.7	1.5				2.4
							Bottom	2nd	27.3	7.9	20.9	6.8							96.6
2019-05-20	Mid-Flood	IS17	Cloudy	Calm	7:03	9.3	Surface	1st	27.4	8.0	20.5	6.9	6.9	97.6	1.8	2.7	2.0	2.3	
							Surface	2nd	27.4	8.0	20.5	6.9							97.6
							Middle	1st	27.4	8.0	20.4	6.9	97.5	4.0	1.4				
							Middle	2nd	27.4	8.0	20.4	6.9	97.4	4.0	2.5				
							Bottom	1st	27.4	8.0	21.7	6.8	6.8	97.6	2.5				2.5
							Bottom	2nd	27.4	8.0	21.7	6.8							97.6
2019-05-20	Mid-Flood	IS(Mf)16	Cloudy	Calm	7:10	5.7	Surface	1st	27.4	8.0	20.5	6.9	6.9	97.6	2.5	2.5	3.6	3.4	
							Surface	2nd	27.4	8.0	20.5	6.9							97.7
							Middle	1st	-	-	-	-	-	-	-				
							Middle	2nd	-	-	-	-	-	-	-				
							Bottom	1st	27.4	8.0	21.3	6.8	6.8	97.3	2.7				3.2
							Bottom	2nd	27.4	8.0	21.3	6.8							97.3
2019-05-20	Mid-Flood	IS8(N)	Cloudy	Calm	7:36	3.9	Surface	1st	27.5	8.0	20.3	6.9	6.9	97.9	1.9	1.8	3.1	2.5	
							Surface	2nd	27.5	8.0	20.3	6.9							97.8
							Middle	1st	-	-	-	-	-	-	-				
							Middle	2nd	-	-	-	-	-	-	-				
							Bottom	1st	27.5	8.0	20.2	6.9	6.9	97.4	1.7				2.8
							Bottom	2nd	27.5	8.0	20.2	6.9							97.7

Date (yyyy-mm-dd)	Tide	Station	Weather	Sea condition	Sampling Time	Water Depth (m)	Sampling Water Level	Replicate	Water Temperature (°C)	pH	Salinity (ppt)	DO (mg/L)	Average of DO (mg/L)	DO Saturation (%)	Turbidity (NTU)	Turbidity (NTU) (depth-averaged)	SS	SS (mg/L) (depth-averaged)	
2019-05-20	Mid-Flood	SR4(N2)	Cloudy	Calm	7:27	4.2	Surface	1st	27.4	8.0	20.9	6.9	6.9	97.7	2.7	3.3	2.8	2.6	
							Surface	2nd	27.4	8.0	20.9	6.9							97.7
							Middle	1st	-	-	-	-	-	-	-				-
							Middle	2nd	-	-	-	-	-	-	-				-
							Bottom	1st	27.4	8.0	20.7	6.9	6.9	97.6	3.9				2.3
							Bottom	2nd	27.4	8.0	20.7	6.9							
2019-05-20	Mid-Flood	IS(MF)9	Cloudy	Calm	7:43	3.4	Surface	1st	27.5	8.0	20.5	6.9	7.0	98.5	4.1	3.7	3.1	2.8	
							Surface	2nd	27.5	8.0	20.5	7.0							98.6
							Middle	1st	-	-	-	-	-	-	-				-
							Middle	2nd	-	-	-	-	-	-	-				-
							Bottom	1st	27.8	8.0	20.3	6.9	6.9	98.2	3.2				2.8
							Bottom	2nd	27.6	8.0	20.4	6.9							
2019-05-20	Mid-Flood	IS7	Cloudy	Calm	7:49	2.8	Surface	1st	-	-	-	-	7.0	-	-	1.6	-	2.8	
							Surface	2nd	-	-	-	-							-
							Middle	1st	27.6	8.0	20.6	7.0	-	98.9	1.6				2.6
							Middle	2nd	27.6	8.0	20.5	7.0							
							Bottom	1st	-	-	-	-	-	-	-				-
							Bottom	2nd	-	-	-	-	-	-	-				-
2019-05-20	Mid-Flood	IS(MF)6	Cloudy	Calm	7:55	2.7	Surface	1st	-	-	-	-	6.9	-	-	3.6	-	3.2	
							Surface	2nd	-	-	-	-							-
							Middle	1st	27.9	8.1	21.0	6.9	-	98.6	3.7				3.2
							Middle	2nd	27.7	8.1	21.1	6.9							
							Bottom	1st	-	-	-	-	-	-	-				-
							Bottom	2nd	-	-	-	-	-	-	-				-
2019-05-20	Mid-Flood	IS5	Cloudy	Calm	7:59	8.1	Surface	1st	27.6	8.1	21.4	6.9	6.9	99.0	2.7	2.5	2.7	2.8	
							Surface	2nd	27.6	8.1	21.4	6.9							99.0
							Middle	1st	27.7	8.1	21.4	6.9	-	99.0	2.3				2.3
							Middle	2nd	27.7	8.1	21.4	6.9							
							Bottom	1st	27.7	8.1	21.4	6.9	6.9	98.9	2.4				3.4
							Bottom	2nd	27.7	8.1	21.4	6.9							
2019-05-20	Mid-Flood	SR3(N)	Cloudy	Calm	8:07	3.7	Surface	1st	27.7	8.1	21.5	6.9	6.9	98.6	3.2	3.1	2.5	3.6	
							Surface	2nd	27.7	8.1	21.5	6.9							98.7
							Middle	1st	-	-	-	-	-	-	-				-
							Middle	2nd	-	-	-	-	-	-	-				-
							Bottom	1st	27.8	8.1	21.5	6.8	6.8	97.9	2.9				4.9
							Bottom	2nd	27.7	8.1	21.6	6.8							
2019-05-22	Mid-Ebb	SR10A(N)	Cloudy	Moderate	16:05	11.8	Surface	1st	26.9	8.0	24.7	7.3	7.1	104.5	7.8	8.6	2.6	2.3	
							Surface	2nd	26.9	8.0	24.7	7.3							104.7
							Middle	1st	26.4	7.9	25.9	6.9	-	99.5	8.8				2.1
							Middle	2nd	26.4	8.0	25.9	6.9							
							Bottom	1st	26.3	7.9	26.0	7.0	7.0	99.9	9.1				2.6
							Bottom	2nd	26.3	7.9	26.0	6.9							
2019-05-22	Mid-Ebb	SR10B(N2)	Cloudy	Moderate	16:11	5.9	Surface	1st	26.5	8.0	25.6	7.2	7.2	103.0	8.8	8.7	5.3	4.0	
							Surface	2nd	26.5	8.0	25.6	7.2							103.2
							Middle	1st	-	-	-	-	-	-	-				-
							Middle	2nd	-	-	-	-	-	-	-				-
							Bottom	1st	26.5	8.0	25.6	7.2	7.2	102.8	8.5				3.6
							Bottom	2nd	26.5	8.0	25.6	7.2							
2019-05-22	Mid-Ebb	CSA	Cloudy	Moderate	15:03	32.2	Surface	1st	26.5	8.2	23.3	7.4	7.4	105.2	3.4	4.3	1.3	2.9	
							Surface	2nd	26.5	8.2	23.3	7.4							105.2
							Middle	1st	26.5	8.2	23.5	7.4	-	104.9	2.1				2.9
							Middle	2nd	26.5	8.2	23.5	7.4							
							Bottom	1st	26.6	8.2	23.2	7.3	7.3	104.0	7.1				3.7
							Bottom	2nd	26.6	8.2	23.2	7.3							
2019-05-22	Mid-Ebb	CS6	Cloudy	Moderate	14:55	9.4	Surface	1st	26.8	8.1	23.4	7.3	7.2	104.3	10.0	7.0	2.8	2.9	
							Surface	2nd	26.8	8.1	23.4	7.3							104.3
							Middle	1st	26.5	8.1	23.7	7.1	-	100.8	1.7				2.8
							Middle	2nd	26.5	8.1	23.7	7.1							
							Bottom	1st	26.2	8.1	24.0	7.1	7.1	101.0	9.2				2.5
							Bottom	2nd	26.2	8.1	23.9	7.1							
2019-05-22	Mid-Ebb	CS4	Cloudy	Moderate	14:05	18.4	Surface	1st	26.8	8.1	21.9	7.2	7.2	101.5	11.0	5.6	2.6	2.5	
							Surface	2nd	26.8	8.1	21.9	7.2							101.5
							Middle	1st	26.5	8.1	22.5	7.1	-	100.4	2.1				3.1
							Middle	2nd	26.5	8.1	22.5	7.1							
							Bottom	1st	26.5	8.1	22.5	7.2	7.2	101.1	4.2				1.5
							Bottom	2nd	26.6	8.1	22.5	7.2							

Date (yyyy-mm-dd)	Tide	Station	Weather	Sea condition	Sampling Time	Water Depth (m)	Sampling Water Level	Replicate	Water Temperature (°C)	pH	Salinity (ppt)	DO (mg/L)	Average of DO (mg/L)	DO Saturation (%)	Turbidity (NTU)	Turbidity (NTU) (depth-averaged)	SS	SS (mg/L) (depth-averaged)											
2019-05-22	Mid-Ebb	SR6	Cloudy	Moderate	13:33	4.7	Surface	1st	26.8	8.1	22.2	7.2	7.2	101.6	1.6	2.2	2.5	3.0											
							Surface	2nd	26.8	8.1	22.2	7.2																	
							Middle	1st	-	-	-	-	7.2	101.5	3.0				3.8										
							Middle	2nd	-	-	-	-																	
							Bottom	1st	26.7	8.1	23.0	7.1	7.2	101.5	2.5				2.8										
							Bottom	2nd	26.7	8.1	23.0	7.1																	
2019-05-22	Mid-Ebb	CS(Mf)3(N)	Cloudy	Moderate	13:51	7.6	Surface	1st	27.1	8.1	21.3	7.4	7.4	104.4	6.4	3.6	2.5	2.5											
							Surface	2nd	27.1	8.1	21.3	7.4																	
							Middle	1st	27.0	8.1	21.7	7.3	7.3	103.5	2.3				2.1										
							Middle	2nd	27.0	8.1	21.7	7.3																	
							Bottom	1st	27.1	8.1	21.2	7.3	7.3	103.5	2.3				3.0										
							Bottom	2nd	27.1	8.1	21.2	7.3																	
							2019-05-22	Mid-Ebb	SR5(N)	Cloudy	Moderate	14:22	9.3	Surface	1st				27.0	8.1	21.3	7.3	7.4	103.8	2.7	4.5	2.6	2.3	
														Surface	2nd				27.0	8.1	21.3	7.3							
														Middle	1st				26.9	8.1	21.6	7.4	7.3	104.1	2.8				2.1
														Middle	2nd				26.9	8.1	21.6	7.4							
Bottom	1st	26.7	8.1	21.6	7.3	7.3								102.8	8.3	2.1													
Bottom	2nd	26.7	8.1	21.6	7.3																								
2019-05-22	Mid-Ebb	IS10(N)	Cloudy	Moderate	14:26	12.1								Surface	1st	26.4	8.1	22.5	7.1	7.1	100.1	4.3	2.7	3.4	2.5				
														Surface	2nd	26.4	8.1	22.5	7.1										
														Middle	1st	26.2	8.1	22.6	7.1	7.4	100.1	2.3							2.2
														Middle	2nd	26.3	8.1	22.6	7.1										
							Bottom	1st	26.9	8.1	21.5	7.4	7.4	104.2	1.2	1.4													
							Bottom	2nd	26.9	8.1	21.5	7.4																	
							2019-05-22	Mid-Ebb	IS(Mf)11	Cloudy	Moderate	14:30	11.6	Surface	1st	26.4	8.1	22.5	7.1	7.1	100.4	4.7				5.4	3.2	3.2	
														Surface	2nd	26.4	8.1	22.5	7.1										
														Middle	1st	26.4	8.1	22.4	7.1	7.2	100.5	3.6							3.8
														Middle	2nd	26.4	8.1	22.4	7.1										
Bottom	1st	26.5	8.1	22.2	7.2	7.2								101.1	8.1	2.4													
Bottom	2nd	26.5	8.1	22.2	7.2																								
2019-05-22	Mid-Ebb	CS(Mf)5	Cloudy	Moderate	15:39	13.4								Surface	1st	26.8	8.0	24.0	6.8	6.6	96.6	7.3	9.8	4.7	3.7				
														Surface	2nd	26.8	8.0	24.0	6.8										
														Middle	1st	26.2	7.9	25.6	6.3	6.0	89.5	8.9							3.1
														Middle	2nd	26.2	7.9	25.6	6.3										
							Bottom	1st	25.8	7.9	27.6	6.0	6.0	85.8	13.5	3.9													
							Bottom	2nd	25.8	7.9	27.6	6.0																	
							2019-05-22	Mid-Ebb	SR7	Cloudy	Moderate	14:38	4.3	Surface	1st	26.7	8.1	22.3	7.2	7.2	102.0	4.1				5.5	3.0	3.5	
														Surface	2nd	26.7	8.1	22.3	7.2										
														Middle	1st	-	-	-	-	7.3	102.8	6.7							3.4
														Middle	2nd	-	-	-	-										
Bottom	1st	27.0	8.1	21.1	7.3	7.3								102.8	7.0	3.6													
Bottom	2nd	27.0	8.1	21.1	7.3																								
2019-05-22	Mid-Ebb	IS17	Cloudy	Moderate	14:38	9.9								Surface	1st	26.8	7.9	23.1	6.8	6.6	96.5	10.0	11.1	1.3	2.0				
														Surface	2nd	26.9	7.9	23.0	6.8										
														Middle	1st	26.2	7.9	25.0	6.4	6.6	91.3	11.9							1.9
														Middle	2nd	26.2	7.9	24.9	6.4										
							Bottom	1st	26.0	7.9	26.4	6.6	6.6	94.4	11.5	1.8													
							Bottom	2nd	26.0	7.9	26.5	6.6																	
							2019-05-22	Mid-Ebb	IS(Mf)16	Cloudy	Moderate	14:30	5.8	Surface	1st	26.3	8.0	25.4	7.0	7.0	99.9	9.3				8.9	4.0	4.2	
														Surface	2nd	26.3	8.0	25.4	7.0										
														Middle	1st	-	-	-	-	6.9	98.4	8.5							4.5
														Middle	2nd	-	-	-	-										
Bottom	1st	26.0	7.9	27.0	6.9	6.9								98.3	8.5	3.5													
Bottom	2nd	26.0	7.9	27.0	6.9																								
2019-05-22	Mid-Ebb	IS8(N)	Cloudy	Calm	14:10	4.4								Surface	1st	26.9	8.0	24.2	7.2	7.3	103.8	11.5	11.6	6.6	5.9				
														Surface	2nd	26.9	8.0	24.2	7.3										
														Middle	1st	-	-	-	-	7.3	104.4	11.4							5.6
														Middle	2nd	-	-	-	-										
							Bottom	1st	26.8	8.0	24.3	7.3	7.3	105.2	11.7	5.5													
							Bottom	2nd	26.8	8.0	24.3	7.3																	
							2019-05-22	Mid-Ebb	SR4(N2)	Cloudy	Calm	14:16	4.6	Surface	1st	26.6	8.1	23.9	6.9	6.9	98.0	9.6				9.6	5.0	3.9	
														Surface	2nd	26.6	8.1	24.0	6.9										
														Middle	1st	-	-	-	-	6.6	94.3	9.5							3.7
														Middle	2nd	-	-	-	-										
Bottom	1st	26.4	8.0	25.1	6.6	6.6								94.3	9.5	2.7													
Bottom	2nd	26.4	8.0	25.1	6.5																								

Date (yyyy-mm-dd)	Tide	Station	Weather	Sea condition	Sampling Time	Water Depth (m)	Sampling Water Level	Replicate	Water Temperature (°C)	pH	Salinity (ppt)	DO (mg/L)	Average of DO (mg/L)	DO Saturation (%)	Turbidity (NTU)	Turbidity (NTU) (depth-averaged)	SS	SS (mg/L) (depth-averaged)
2019-05-22	Mid-Ebb	IS(Mf)9	Cloudy	Calm	14:01	4.1	Surface	1st	26.9	7.9	23.8	7.1	7.2	101.7	8.8	9.2	2.4	1.9
							Surface	2nd	26.8	7.9	23.9	7.2						
							Middle	1st	-	-	-	-	7.0	100.3	9.4			
							Middle	2nd	-	-	-	-						
							Bottom	1st	26.5	7.9	24.6	7.0	100.0	9.6				
							Bottom	2nd	26.5	7.9	24.7	7.0						
2019-05-22	Mid-Ebb	IS7	Cloudy	Calm	13:52	2.8	Surface	1st	-	-	-	-	7.2	-	-	9.7	-	3.4
							Surface	2nd	-	-	-	-						
							Middle	1st	26.5	7.9	24.5	7.2	-	-	-			
							Middle	2nd	26.5	7.9	24.4	7.2						
							Bottom	1st	-	-	-	-	-	-	-			
							Bottom	2nd	-	-	-	-						
2019-05-22	Mid-Ebb	IS(Mf)6	Cloudy	Calm	13:44	2.6	Surface	1st	-	-	-	-	7.1	-	-	9.1	-	2.3
							Surface	2nd	-	-	-	-						
							Middle	1st	26.5	7.9	24.2	7.1	-	-	-			
							Middle	2nd	26.5	7.9	24.3	7.1						
							Bottom	1st	-	-	-	-	-	-	-			
							Bottom	2nd	-	-	-	-						
2019-05-22	Mid-Ebb	IS5	Cloudy	Calm	13:39	7.7	Surface	1st	26.4	7.8	24.9	6.6	6.5	94.4	9.5	10.4	2.0	2.1
							Surface	2nd	26.4	7.8	24.9	6.6						
							Middle	1st	26.1	7.8	25.4	6.4	-	-	-			
							Middle	2nd	26.1	7.8	25.4	6.4						
							Bottom	1st	26.0	7.8	25.8	6.5	6.5	92.9	11.0			
							Bottom	2nd	26.0	7.8	25.8	6.4						
2019-05-22	Mid-Ebb	SR3(N)	Cloudy	Calm	13:33	3.5	Surface	1st	27.3	7.9	23.9	7.4	7.4	106.1	8.3	8.7	1.6	2.1
							Surface	2nd	27.3	7.9	23.9	7.4						
							Middle	1st	-	-	-	-	-	-	-			
							Middle	2nd	-	-	-	-						
							Bottom	1st	26.4	8.0	25.1	7.0	7.0	100.5	8.9			
							Bottom	2nd	26.4	7.9	25.1	7.0						
2019-05-22	Mid-Flood	SR10A(N)	Cloudy	Moderate	7:13	11.7	Surface	1st	25.9	7.8	25.5	6.2	6.2	88.2	7.6	7.6	1.5	1.3
							Surface	2nd	25.9	7.8	25.5	6.2						
							Middle	1st	25.9	7.8	26.5	6.1	-	-	-			
							Middle	2nd	25.9	7.8	26.8	6.1						
							Bottom	1st	25.7	7.8	28.5	6.0	6.0	86.5	7.7			
							Bottom	2nd	25.7	7.8	28.4	6.0						
2019-05-22	Mid-Flood	SR10B(N2)	Cloudy	Moderate	7:20	5.8	Surface	1st	25.6	7.9	28.0	6.0	6.0	85.8	8.3	8.9	2.1	1.9
							Surface	2nd	25.6	7.8	28.4	6.0						
							Middle	1st	-	-	-	-	-	-	-			
							Middle	2nd	-	-	-	-						
							Bottom	1st	25.0	7.8	31.6	6.0	6.0	87.3	9.5			
							Bottom	2nd	25.0	7.8	31.6	6.0						
2019-05-22	Mid-Flood	CSA	Cloudy	Moderate	7:42	32.8	Surface	1st	26.0	8.0	22.2	7.0	7.0	97.8	8.6	6.0	1.4	1.7
							Surface	2nd	26.0	8.0	22.2	7.0						
							Middle	1st	26.0	7.9	22.6	6.9	-	-	-			
							Middle	2nd	26.0	7.9	22.6	6.9						
							Bottom	1st	25.9	8.0	22.7	7.1	7.1	98.6	4.1			
							Bottom	2nd	26.0	8.0	22.7	7.0						
2019-05-22	Mid-Flood	CS6	Cloudy	Moderate	7:53	9.6	Surface	1st	25.9	8.0	21.9	7.1	7.1	98.7	3.9	6.4	1.4	1.6
							Surface	2nd	25.9	8.0	21.9	7.1						
							Middle	1st	25.9	8.0	21.9	7.0	-	-	-			
							Middle	2nd	25.9	8.0	22.0	7.0						
							Bottom	1st	25.8	8.0	22.3	7.1	7.1	99.3	4.7			
							Bottom	2nd	25.9	8.0	22.3	7.1						
2019-05-22	Mid-Flood	CS4	Cloudy	Moderate	8:50	18.6	Surface	1st	26.4	8.1	20.2	7.1	7.2	98.5	6.6	4.0	1.7	2.1
							Surface	2nd	26.5	8.1	20.2	7.1						
							Middle	1st	26.1	8.1	20.4	7.2	-	-	-			
							Middle	2nd	26.2	8.1	20.4	7.2						
							Bottom	1st	26.4	8.1	20.2	7.1	7.1	99.0	3.7			
							Bottom	2nd	26.4	8.1	20.2	7.1						
2019-05-22	Mid-Flood	SR6	Cloudy	Moderate	9:20	4.6	Surface	1st	25.9	8.0	22.5	6.8	6.8	94.3	7.1	5.7	4.3	4.9
							Surface	2nd	25.9	8.0	22.5	6.8						
							Middle	1st	-	-	-	-	-	-	-			
							Middle	2nd	-	-	-	-						
							Bottom	1st	25.9	8.0	23.9	6.7	6.7	94.3	4.2			
							Bottom	2nd	25.9	8.0	23.9	6.7						

Date (yyyy-mm-dd)	Tide	Station	Weather	Sea condition	Sampling Time	Water Depth (m)	Sampling Water Level	Replicate	Water Temperature (°C)	pH	Salinity (ppt)	DO (mg/L)	Average of DO (mg/L)	DO Saturation (%)	Turbidity (NTU)	Turbidity (NTU) (depth-averaged)	SS	SS (mg/L) (depth-averaged)
2019-05-22	Mid-Flood	CS(Mf)3(N)	Cloudy	Moderate	9:03	7.8	Surface	1st	26.3	8.1	21.7	6.9	6.9	96.7	3.2	4.4	5.1	6.2
							Surface	2nd	26.2	8.1	21.7	6.9						
							Middle	1st	26.3	8.1	21.6	6.9	6.8	95.7	6.1			
							Middle	2nd	26.3	8.1	21.7	6.9						
							Bottom	1st	26.4	8.1	21.7	6.8	6.8	95.7	6.1			
							Bottom	2nd	26.3	8.1	21.7	6.8						
2019-05-22	Mid-Flood	SR5(N)	Cloudy	Moderate	8:34	9.7	Surface	1st	26.2	8.1	22.2	6.9	6.9	96.1	2.8	3.1	2.6	3.1
							Surface	2nd	26.2	8.1	22.2	6.9						
							Middle	1st	26.2	8.1	21.6	6.9	7.1	98.6	4.0			
							Middle	2nd	26.2	8.1	21.6	6.9						
							Bottom	1st	26.2	8.1	21.2	7.1	7.1	98.6	4.0			
							Bottom	2nd	26.2	8.1	21.2	7.1						
2019-05-22	Mid-Flood	IS10(N)	Cloudy	Moderate	8:28	12.4	Surface	1st	26.1	8.1	22.1	7.0	7.1	98.4	3.7	4.4	2.8	2.9
							Surface	2nd	26.1	8.1	22.1	7.0						
							Middle	1st	26.0	8.1	22.3	7.1	7.1	99.1	4.7			
							Middle	2nd	26.0	8.1	22.3	7.1						
							Bottom	1st	26.0	8.1	22.3	7.1	7.1	99.0	4.8			
							Bottom	2nd	26.0	8.1	22.3	7.1						
2019-05-22	Mid-Flood	IS(Mf)11	Cloudy	Moderate	8:22	11.8	Surface	1st	26.1	8.0	21.7	7.1	7.1	98.7	3.0	5.2	2.5	3.1
							Surface	2nd	26.1	8.0	21.6	7.1						
							Middle	1st	26.0	8.0	21.9	7.0	6.9	97.8	6.4			
							Middle	2nd	26.0	8.0	21.9	7.0						
							Bottom	1st	26.1	8.0	22.4	6.9	6.9	97.1	6.1			
							Bottom	2nd	26.1	8.0	22.5	6.9						
2019-05-22	Mid-Flood	CS(Mf)5	Cloudy	Moderate	7:50	13.1	Surface	1st	26.4	7.9	22.9	6.3	6.2	88.7	7.8	8.0	2.6	1.5
							Surface	2nd	26.4	7.9	22.9	6.3						
							Middle	1st	26.1	8.0	25.1	6.1	6.0	89.1	7.9			
							Middle	2nd	26.2	8.0	25.1	6.1						
							Bottom	1st	25.7	8.0	28.5	6.0	6.0	85.5	8.2			
							Bottom	2nd	25.7	8.0	28.5	5.9						
2019-05-22	Mid-Flood	SR7	Cloudy	Moderate	8:14	4.6	Surface	1st	26.3	8.0	20.9	7.0	7.0	97.7	2.1	6.9	0.6	1.6
							Surface	2nd	26.3	8.0	20.9	7.0						
							Middle	1st	-	-	-	-	7.0	97.0	11.7			
							Middle	2nd	-	-	-	-						
							Bottom	1st	26.3	8.0	21.0	7.0	7.0	97.0	11.6			
							Bottom	2nd	26.3	8.0	21.0	7.0						
2019-05-22	Mid-Flood	IS17	Cloudy	Moderate	8:11	9.7	Surface	1st	26.3	7.9	23.3	6.5	6.4	92.2	8.0	8.1	3.6	2.6
							Surface	2nd	26.3	7.9	23.3	6.6						
							Middle	1st	26.2	7.9	24.5	6.3	6.2	88.9	8.0			
							Middle	2nd	26.2	7.9	24.5	6.3						
							Bottom	1st	26.2	7.9	25.7	6.2	6.2	88.3	8.3			
							Bottom	2nd	26.2	7.9	25.7	6.2						
2019-05-22	Mid-Flood	IS(Mf)16	Cloudy	Moderate	8:19	5.7	Surface	1st	26.3	7.9	23.8	6.6	6.6	92.9	7.9	7.9	1.5	1.5
							Surface	2nd	26.3	7.9	23.8	6.6						
							Middle	1st	-	-	-	-	6.6	93.1	8.0			
							Middle	2nd	-	-	-	-						
							Bottom	1st	26.3	7.9	24.4	6.6	6.6	92.6	7.9			
							Bottom	2nd	26.3	7.9	24.3	6.5						
2019-05-22	Mid-Flood	IS8(N)	Cloudy	Calm	8:40	4.2	Surface	1st	26.3	7.9	23.2	6.6	6.6	93.4	8.9	9.4	2.9	2.5
							Surface	2nd	26.3	7.9	23.2	6.6						
							Middle	1st	-	-	-	-	6.7	94.4	10.1			
							Middle	2nd	-	-	-	-						
							Bottom	1st	26.3	7.9	23.4	6.7	6.7	94.1	9.9			
							Bottom	2nd	26.3	7.9	23.4	6.7						
2019-05-22	Mid-Flood	SR4(N2)	Cloudy	Calm	8:34	4.3	Surface	1st	26.4	7.9	24.0	6.5	6.5	91.9	8.5	9.2	1.6	2.3
							Surface	2nd	26.4	7.9	24.0	6.5						
							Middle	1st	-	-	-	-	6.5	92.1	8.4			
							Middle	2nd	-	-	-	-						
							Bottom	1st	26.4	7.9	24.7	6.5	6.5	92.1	10.1			
							Bottom	2nd	26.4	7.9	24.6	6.4						
2019-05-22	Mid-Flood	IS(Mf)9	Cloudy	Calm	8:47	3.7	Surface	1st	26.3	8.1	24.1	6.5	6.6	92.5	11.4	11.5	1.0	1.7
							Surface	2nd	26.2	8.1	24.0	6.6						
							Middle	1st	-	-	-	-	6.5	92.0	11.9			
							Middle	2nd	-	-	-	-						
							Bottom	1st	26.3	8.1	24.7	6.5	6.5	92.0	11.9			
							Bottom	2nd	26.3	8.1	24.7	6.5						



Date (yyyy-mm-dd)	Tide	Station	Weather	Sea condition	Sampling Time	Water Depth (m)	Sampling Water Level	Replicate	Water Temperature (°C)	pH	Salinity (ppt)	DO (mg/L)	Average of DO (mg/L)	DO Saturation (%)	Turbidity (NTU)	Turbidity (NTU) (depth-averaged)	SS	SS (mg/L) (depth-averaged)
2019-05-22	Mid-Flood	IS7	Cloudy	Calm	8:54	2.7	Surface	1st	-	-	-	-	6.8	-	-	8.4	-	2.3
							Surface	2nd	-	-	-	-		-	-			
							Middle	1st	26.3	8.0	23.7	6.8	-	96.4	8.4	2.4		
							Middle	2nd	26.3	8.0	23.7	6.8	-	96.1	8.3	2.1		
							Bottom	1st	-	-	-	-	-	-	-	-		
							Bottom	2nd	-	-	-	-	-	-	-	-		
2019-05-22	Mid-Flood	IS(Mf)6	Cloudy	Calm	8:59	2.5	Surface	1st	-	-	-	-	6.8	-	-	8.0	-	0.8
							Surface	2nd	-	-	-	-		-	-			
							Middle	1st	26.3	8.0	23.4	6.8	-	96.4	7.9	0.5		
							Middle	2nd	26.3	7.9	23.4	6.8	-	96.3	8.0	1.0		
							Bottom	1st	-	-	-	-	-	-	-	-		
							Bottom	2nd	-	-	-	-	-	-	-	-		
2019-05-22	Mid-Flood	IS5	Cloudy	Calm	9:06	7.9	Surface	1st	26.3	7.9	23.5	6.5	6.4	91.9	8.6	9.5	2.0	3.1
							Surface	2nd	26.3	8.0	23.5	6.6		92.9	8.4		2.7	
							Middle	1st	26.2	7.9	23.8	6.2	-	88.4	9.4	2.7		
							Middle	2nd	26.2	7.9	24.0	6.3	-	89.2	9.4	3.7		
							Bottom	1st	26.1	7.9	24.9	6.2	6.2	87.8	10.4	3.8		
							Bottom	2nd	26.1	7.9	24.8	6.1		86.6	10.5	3.4		
2019-05-22	Mid-Flood	SR3(N)	Cloudy	Calm	9:11	3.7	Surface	1st	26.2	7.9	24.3	6.4	6.4	90.2	10.1	10.1	3.6	2.7
							Surface	2nd	26.3	7.9	24.2	6.4		90.5	10.0		2.7	
							Middle	1st	-	-	-	-	-	-	-	-		
							Middle	2nd	-	-	-	-	-	-	-	-		
							Bottom	1st	26.1	7.9	24.7	6.5	6.5	92.2	10.2	2.1		
							Bottom	2nd	26.1	7.9	24.8	6.4		91.3	10.2	2.3		
2019-05-24	Mid-Ebb	SR10A(N)	Cloudy	Moderate	16:40	12.1	Surface	1st	26.3	8.1	25.5	7.2	7.1	102.7	3.0	3.1	2.7	2.8
							Surface	2nd	26.3	8.1	25.6	7.2		102.6	3.0		2.6	
							Middle	1st	26.1	8.1	26.3	6.9	-	98.1	3.1	2.7		
							Middle	2nd	26.1	8.1	26.3	6.9	-	98.1	3.1	2.6		
							Bottom	1st	26.0	8.1	26.7	6.8	6.8	97.1	3.3	3.3		
							Bottom	2nd	26.0	8.1	26.7	6.8		97.1	3.3	3.0		
2019-05-24	Mid-Ebb	SR10B(N2)	Cloudy	Moderate	16:45	6.3	Surface	1st	26.2	8.1	26.1	7.1	7.1	102.3	3.3	3.4	2.4	2.4
							Surface	2nd	26.2	8.1	26.1	7.1		102.3	3.3		2.1	
							Middle	1st	26.1	8.1	26.2	7.1	-	101.4	3.5	2.4		
							Middle	2nd	26.1	8.1	26.2	7.1	-	101.4	3.5	2.3		
							Bottom	1st	26.1	8.1	26.2	7.1	7.1	101.4	3.4	2.8		
							Bottom	2nd	26.1	8.1	26.2	7.1		101.4	3.4	2.6		
2019-05-24	Mid-Ebb	CSA	Cloudy	Rough	16:26	31.9	Surface	1st	26.4	8.0	24.2	7.4	7.4	105.1	3.4	4.0	1.2	2.2
							Surface	2nd	26.4	8.0	24.2	7.4		105.1	3.4		1.4	
							Middle	1st	26.3	8.0	24.2	7.4	-	104.6	3.8	2.4		
							Middle	2nd	26.3	8.0	24.2	7.4	-	104.6	3.9	2.2		
							Bottom	1st	26.3	8.1	24.1	7.3	7.3	103.3	4.6	3.0		
							Bottom	2nd	26.3	8.1	24.1	7.3		103.3	4.6	1.8		
2019-05-24	Mid-Ebb	CS6	Cloudy	Rough	16:16	9.9	Surface	1st	26.4	8.1	24.0	7.8	7.8	110.8	4.8	4.1	1.9	2.2
							Surface	2nd	26.4	8.1	24.0	7.8		111.0	4.7		2.2	
							Middle	1st	26.4	8.1	24.2	7.8	-	110.5	1.7	2.2		
							Middle	2nd	26.4	8.1	24.2	7.8	-	110.6	1.8	2.2		
							Bottom	1st	26.4	8.1	24.1	7.8	7.8	110.3	5.9	2.1		
							Bottom	2nd	26.4	8.1	24.1	7.8		110.7	5.8	2.4		
2019-05-24	Mid-Ebb	CS4	Cloudy	Rough	15:25	17.7	Surface	1st	26.6	8.0	23.2	7.3	7.3	103.8	1.3	3.3	2.0	2.2
							Surface	2nd	26.6	8.0	23.2	7.3		103.8	1.1		2.4	
							Middle	1st	26.6	8.0	23.2	7.3	-	103.7	3.7	2.2		
							Middle	2nd	26.6	8.0	23.2	7.3	-	103.8	3.8	2.0		
							Bottom	1st	26.6	8.0	23.2	7.3	7.3	103.3	4.7	2.3		
							Bottom	2nd	26.6	8.0	23.2	7.3		103.4	4.9	2.3		
2019-05-24	Mid-Ebb	SR6	Cloudy	Rough	14:56	4.7	Surface	1st	26.7	8.0	21.8	7.5	7.5	105.4	2.7	3.7	2.8	3.1
							Surface	2nd	26.7	8.0	21.8	7.5		105.5	2.7		3.0	
							Middle	1st	-	-	-	-	-	-	-	-		
							Middle	2nd	-	-	-	-	-	-	-	-		
							Bottom	1st	26.7	7.9	21.7	7.5	7.5	105.3	4.7	3.2		
							Bottom	2nd	26.7	7.9	21.7	7.5		105.3	4.7	3.4		
2019-05-24	Mid-Ebb	CS(Mf)3(N)	Cloudy	Rough	15:11	7.5	Surface	1st	26.6	8.0	22.6	7.3	7.3	103.5	2.1	2.7	2.2	2.0
							Surface	2nd	26.6	8.0	22.6	7.3		103.5	1.9		2.3	
							Middle	1st	26.6	8.0	22.6	7.3	-	103.4	2.3	1.8		
							Middle	2nd	26.6	8.0	22.6	7.3	-	103.5	2.4	1.8		
							Bottom	1st	26.6	8.0	22.6	7.3	7.3	102.8	3.6	1.7		
							Bottom	2nd	26.6	8.0	22.6	7.3		102.9	3.8	1.9		

Date (yyyy-mm-dd)	Tide	Station	Weather	Sea condition	Sampling Time	Water Depth (m)	Sampling Water Level	Replicate	Water Temperature (°C)	pH	Salinity (ppt)	DO (mg/L)	Average of DO (mg/L)	DO Saturation (%)	Turbidity (NTU)	Turbidity (NTU) (depth-averaged)	SS	SS (mg/L) (depth-averaged)
2019-05-24	Mid-Ebb	SR5(N)	Cloudy	Rough	15:41	9.5	Surface	1st	26.2	8.0	23.2	7.1	7.2	100.6	5.2	7.5	1.0	1.8
							Surface	2nd	26.2	8.0	23.2	7.1						
							Middle	1st	26.4	8.0	23.1	7.2	7.1	100.9	9.0			
							Middle	2nd	26.4	8.0	23.1	7.2						
							Bottom	1st	26.4	8.0	23.2	7.1	7.2	101.3	5.4			
							Bottom	2nd	26.4	8.0	23.2	7.1						
2019-05-24	Mid-Ebb	IS10(N)	Cloudy	Rough	15:46	12.4	Surface	1st	26.4	8.0	23.0	7.2	7.2	101.3	5.4	6.3	2.7	3.0
							Surface	2nd	26.4	8.0	23.0	7.2						
							Middle	1st	26.5	8.0	23.0	7.2	7.2	101.3	8.7			
							Middle	2nd	26.5	8.0	23.0	7.2						
							Bottom	1st	26.4	8.0	23.0	7.2	7.2	101.3	8.9			
							Bottom	2nd	26.4	8.0	23.0	7.2						
2019-05-24	Mid-Ebb	IS(Mf)11	Cloudy	Rough	15:51	11.5	Surface	1st	26.6	8.0	22.8	7.2	7.3	102.5	4.8	4.1	2.6	2.8
							Surface	2nd	26.6	8.0	22.8	7.2						
							Middle	1st	26.5	8.0	22.8	7.3	7.2	102.6	3.7			
							Middle	2nd	26.6	8.0	22.8	7.3						
							Bottom	1st	26.5	8.0	22.8	7.2	7.2	102.3	4.1			
							Bottom	2nd	26.5	8.0	22.8	7.2						
2019-05-24	Mid-Ebb	CS(Mf)5	Cloudy	Moderate	16:15	11.8	Surface	1st	26.5	8.1	23.4	7.3	7.2	104.1	3.3	3.6	3.3	3.4
							Surface	2nd	26.5	8.1	23.4	7.4						
							Middle	1st	26.3	8.1	23.8	7.1	6.6	94.6	4.0			
							Middle	2nd	26.4	8.1	23.8	7.1						
							Bottom	1st	26.1	8.1	25.4	6.6	7.1	100.1	5.5			
							Bottom	2nd	26.1	8.1	25.4	6.6						
2019-05-24	Mid-Ebb	SR7	Cloudy	Rough	15:59	4.8	Surface	1st	26.4	8.0	23.4	7.1	7.1	100.1	5.4	4.3	2.4	2.8
							Surface	2nd	26.4	8.0	23.4	7.1						
							Middle	1st	-	-	-	-	7.1	100.3	3.1			
							Middle	2nd	-	-	-	-						
							Bottom	1st	26.4	8.0	23.4	7.1	6.9	97.8	4.1			
							Bottom	2nd	26.4	8.0	23.4	7.1						
2019-05-24	Mid-Ebb	IS17	Cloudy	Moderate	15:59	10.3	Surface	1st	26.3	8.1	23.7	6.9	6.9	97.8	4.1	4.3	3.0	3.8
							Surface	2nd	26.3	8.1	23.7	6.9						
							Middle	1st	26.3	8.1	23.8	6.8	6.8	96.9	4.4			
							Middle	2nd	26.3	8.1	23.8	6.8						
							Bottom	1st	26.3	8.1	23.9	6.8	7.1	99.7	4.1			
							Bottom	2nd	26.3	8.1	23.9	6.8						
2019-05-24	Mid-Ebb	IS(Mf)16	Cloudy	Moderate	15:53	5.6	Surface	1st	26.3	8.1	23.4	7.1	7.1	99.7	4.1	4.3	4.4	4.0
							Surface	2nd	26.3	8.1	23.4	7.1						
							Middle	1st	-	-	-	-	6.8	95.9	4.5			
							Middle	2nd	-	-	-	-						
							Bottom	1st	26.3	8.1	24.1	6.8	7.4	104.7	4.1			
							Bottom	2nd	26.3	8.1	24.1	6.8						
2019-05-24	Mid-Ebb	IS8(N)	Cloudy	Calm	15:34	3.8	Surface	1st	26.5	8.1	23.1	7.4	7.4	104.7	4.1	4.6	4.9	5.4
							Surface	2nd	26.5	8.1	23.1	7.4						
							Middle	1st	-	-	-	-	7.1	100.6	5.2			
							Middle	2nd	-	-	-	-						
							Bottom	1st	26.4	8.1	23.4	7.1	7.5	105.7	3.8			
							Bottom	2nd	26.4	8.1	23.3	7.1						
2019-05-24	Mid-Ebb	SR4(N2)	Cloudy	Calm	15:39	4.1	Surface	1st	26.7	8.2	22.6	7.7	7.7	109.5	3.9	4.7	3.2	3.7
							Surface	2nd	26.8	8.2	22.7	7.7						
							Middle	1st	-	-	-	-	6.4	90.9	5.5			
							Middle	2nd	-	-	-	-						
							Bottom	1st	26.3	8.0	24.4	6.4	7.5	105.7	3.8			
							Bottom	2nd	26.3	8.0	24.4	6.4						
2019-05-24	Mid-Ebb	IS(Mf)9	Cloudy	Calm	15:26	3.4	Surface	1st	26.5	8.1	23.1	7.5	7.5	105.7	3.8	3.9	4.0	5.0
							Surface	2nd	26.5	8.1	23.1	7.5						
							Middle	1st	-	-	-	-	7.4	104.6	4.0			
							Middle	2nd	-	-	-	-						
							Bottom	1st	26.5	8.1	23.2	7.4	7.5	104.6	4.0			
							Bottom	2nd	26.5	8.1	23.2	7.4						
2019-05-24	Mid-Ebb	IS7	Cloudy	Calm	15:21	2.8	Surface	1st	-	-	-	-	7.5	-	-	4.0	-	2.3
							Surface	2nd	-	-	-	-						
							Middle	1st	26.4	8.1	23.1	7.5	-	-	-			
							Middle	2nd	26.4	8.1	23.1	7.5						
							Bottom	1st	-	-	-	-	-	-	-			
							Bottom	2nd	-	-	-	-						

Date (yyyy-mm-dd)	Tide	Station	Weather	Sea condition	Sampling Time	Water Depth (m)	Sampling Water Level	Replicate	Water Temperature (°C)	pH	Salinity (ppt)	DO (mg/L)	Average of DO (mg/L)	DO Saturation (%)	Turbidity (NTU)	Turbidity (NTU) (depth-averaged)	SS	SS (mg/L) (depth-averaged)							
2019-05-24	Mid-Ebb	IS(Mf)6	Cloudy	Calm	15:15	2.5	Surface	1st	-	-	-	-	7.1	-	-	4.2	-	3.9							
							Surface	2nd	-	-	-	-		-	-										
							Middle	1st	26.5	8.1	23.8	7.1	100.6	4.2	4.2										
							Middle	2nd	26.5	8.1	23.8	7.1	100.5	4.2	3.6										
							Bottom	1st	-	-	-	-	-	-	-										
							Bottom	2nd	-	-	-	-	-	-	-										
2019-05-24	Mid-Ebb	IS5	Cloudy	Calm	15:00	8.9	Surface	1st	26.4	8.1	24.3	6.8	6.7	96.9	3.6	4.6	2.0	2.6							
							Surface	2nd	26.4	8.1	24.3	6.8		96.9	3.6		2.2								
							Middle	1st	26.3	8.1	24.6	6.6	94.4	4.1	2.8										
							Middle	2nd	26.3	8.1	24.6	6.6	94.6	4.0	2.6										
							Bottom	1st	26.1	8.1	25.9	6.4	91.0	6.3	3.2										
							Bottom	2nd	26.1	8.1	25.8	6.4	91.1	6.1	2.9										
							2019-05-24	Mid-Ebb	SR3(N)	Cloudy	Calm	14:55	3.5	Surface	1st	26.4	8.1	24.1	6.8	6.8	96.6	4.5	4.8	2.4	2.7
														Surface	2nd	26.4	8.1	24.1	6.8		96.6	4.5		2.1	
														Middle	1st	-	-	-	-	-	-	-			
														Middle	2nd	-	-	-	-	-	-	-			
Bottom	1st	26.3	8.2	24.6	6.6	93.9								5.1	3.0										
Bottom	2nd	26.3	8.2	24.6	6.6	93.9								5.1	3.2										
2019-05-24	Mid-Flood	SR10A(N)	Cloudy	Moderate	8:14	12.3	Surface	1st	25.7	8.0	27.0	6.3	6.3	89.9	4.1	3.9	1.1	2.8							
							Surface	2nd	25.7	8.0	27.0	6.3		89.8	4.2		1.3								
							Middle	1st	25.6	8.0	27.0	6.3	90.2	3.8	2.6										
							Middle	2nd	25.6	8.0	27.0	6.3	90.2	3.8	3.3										
							Bottom	1st	25.7	8.0	27.0	6.3	90.2	3.8	4.2										
							Bottom	2nd	25.7	8.0	27.0	6.3	90.2	3.8	4.4										
							2019-05-24	Mid-Flood	SR10B(N2)	Cloudy	Moderate	8:20	6.1	Surface	1st	25.5	8.0	27.8	6.3	6.4	90.2	3.6	3.7	2.1	2.7
														Surface	2nd	25.5	8.0	27.8	6.3		90.1	3.4		2.3	
Middle	1st	25.5	8.0	27.7	6.4	90.8								4.2	2.6										
Middle	2nd	25.5	8.0	27.8	6.4	90.8								4.2	2.8										
Bottom	1st	25.5	8.0	27.7	6.3	89.8								3.5	3.2										
Bottom	2nd	25.5	8.0	27.7	6.3	89.8								3.5	3.0										
2019-05-24	Mid-Flood	CSA	Rainy	Moderate	8:33	30.7	Surface	1st	26.1	7.9	24.2	6.9	6.9	97.3	3.3	2.5	2.0	3.3							
							Surface	2nd	26.1	7.9	24.2	6.9		97.4	3.3		2.2								
							Middle	1st	26.1	7.9	24.2	6.9	97.4	2.2	3.7										
							Middle	2nd	26.1	7.9	24.2	6.9	97.4	2.2	4.2										
							Bottom	1st	26.1	7.8	24.2	6.9	97.8	2.1	3.6										
							Bottom	2nd	26.1	7.8	24.2	6.9	97.8	2.1	4.0										
							2019-05-24	Mid-Flood	CS6	Cloudy	Moderate	8:43	9.6	Surface	1st	26.2	8.0	23.6	7.0	7.0	99.2	3.5	6.0	1.6	1.7
														Surface	2nd	26.2	8.0	23.6	7.0		99.3	3.4		1.7	
Middle	1st	26.0	7.9	24.2	7.0	98.2								5.8	1.9										
Middle	2nd	26.0	7.9	24.2	6.9	98.0								5.6	1.4										
Bottom	1st	26.1	7.9	23.7	7.1	99.6								8.9	1.7										
Bottom	2nd	26.1	7.9	23.7	7.1	99.6								8.9	2.1										
2019-05-24	Mid-Flood	CS4	Cloudy	Moderate	9:39	17.4	Surface	1st	26.5	8.0	21.6	7.1	7.1	100.4	1.4	2.9	4.4	4.6							
							Surface	2nd	26.5	8.0	21.6	7.1		100.4	1.4		4.1								
							Middle	1st	26.5	8.0	21.7	7.1	100.4	5.0	4.0										
							Middle	2nd	26.5	8.0	21.7	7.1	100.3	5.2	4.4										
							Bottom	1st	26.1	8.0	21.5	7.0	97.7	2.0	5.1										
							Bottom	2nd	26.2	8.0	21.5	7.0	97.8	2.1	5.4										
							2019-05-24	Mid-Flood	SR6	Cloudy	Moderate	10:06	4.5	Surface	1st	26.3	8.0	21.3	7.1	7.1	99.0	2.6	3.6	3.0	3.6
														Surface	2nd	26.3	8.0	21.3	7.1		99.0	2.8		3.3	
Middle	1st	-	-	-	-	-								-	-										
Middle	2nd	-	-	-	-	-								-	-										
Bottom	1st	26.4	8.0	21.2	7.1	99.4								4.7	4.0										
Bottom	2nd	26.4	8.0	21.2	7.1	99.4								4.3	3.9										
2019-05-24	Mid-Flood	CS(Mf)3(N)	Cloudy	Moderate	9:51	7.4	Surface	1st	26.5	8.0	21.3	7.0	7.1	97.4	2.0	5.7	3.2	4.3							
							Surface	2nd	26.5	8.0	21.3	7.0		97.4	2.1		2.9								
							Middle	1st	26.3	8.0	21.5	7.1	98.9	5.5	4.9										
							Middle	2nd	26.3	8.0	21.5	7.1	98.8	5.5	5.0										
							Bottom	1st	26.3	8.0	21.2	7.1	99.3	9.5	5.1										
							Bottom	2nd	26.3	8.0	21.2	7.1	99.3	9.4	4.6										
							2019-05-24	Mid-Flood	SR5(N)	Cloudy	Moderate	9:22	9.7	Surface	1st	26.4	7.9	21.3	6.9	6.9	96.1	3.7	3.5	2.7	4.0
														Surface	2nd	26.4	7.9	21.3	6.9		96.1	3.8		2.8	
Middle	1st	26.4	7.9	21.3	6.9	96.0								2.2	4.0										
Middle	2nd	26.4	7.9	21.3	6.9	96.0								1.8	4.2										
Bottom	1st	26.3	7.9	21.4	6.9	96.1								4.8	4.8										
Bottom	2nd	26.3	7.9	21.4	6.9	96.0								4.9	5.4										

Date (yyyy-mm-dd)	Tide	Station	Weather	Sea condition	Sampling Time	Water Depth (m)	Sampling Water Level	Replicate	Water Temperature (°C)	pH	Salinity (ppt)	DO (mg/L)	Average of DO (mg/L)	DO Saturation (%)	Turbidity (NTU)	Turbidity (NTU) (depth-averaged)	SS	SS (mg/L) (depth-averaged)
2019-05-24	Mid-Flood	IS10(N)	Cloudy	Moderate	9:15	12.5	Surface	1st	26.4	7.9	21.1	6.9	6.9	96.7	2.5	3.4	3.0	4.0
							Surface	2nd	26.4	7.9	21.1	6.9						
							Middle	1st	26.3	7.9	21.1	6.9	96.9	3.6				
							Middle	2nd	26.4	7.9	21.1	6.9			96.8			
							Bottom	1st	26.2	7.9	21.3	7.0	7.0	97.4				
							Bottom	2nd	26.2	7.9	21.3	7.0			97.1			
2019-05-24	Mid-Flood	IS(Mf)11	Cloudy	Moderate	9:10	11.4	Surface	1st	26.4	7.9	21.4	6.8	6.8	95.1		4.7	4.1	2.1
							Surface	2nd	26.4	7.9	21.4	6.8			95.0			
							Middle	1st	26.3	7.9	21.4	6.8	95.0	3.1				
							Middle	2nd	26.3	7.9	21.4	6.8			95.0	3.1		
							Bottom	1st	26.3	7.9	21.6	6.8	6.8	95.4				
							Bottom	2nd	26.3	7.9	21.6	6.8			95.3	4.5		
2019-05-24	Mid-Flood	CS(Mf)5	Cloudy	Moderate	8:48	12.6	Surface	1st	26.2	8.0	24.0	6.5	6.5	92.0			3.3	3.2
							Surface	2nd	26.2	8.0	23.9	6.5			92.2	3.3		
							Middle	1st	25.9	7.9	24.6	6.4	89.9	3.1				
							Middle	2nd	25.9	7.9	24.5	6.4			90.0	3.1		
							Bottom	1st	25.9	8.0	26.6	6.0	6.0	85.0			3.0	
							Bottom	2nd	25.9	8.0	26.6	5.9			84.8	3.1		
2019-05-24	Mid-Flood	SR7	Cloudy	Moderate	9:03	4.4	Surface	1st	26.3	7.9	22.0	6.8	6.8	94.8			3.7	4.3
							Surface	2nd	26.3	7.9	22.0	6.8			94.7	3.7		
							Middle	1st	-	-	-	-	-	-				
							Middle	2nd	-	-	-	-			-	-		
							Bottom	1st	26.2	8.0	22.1	6.8	6.8	95.6			4.9	
							Bottom	2nd	26.2	8.0	22.1	6.8			95.5	5.0		
2019-05-24	Mid-Flood	IS17	Cloudy	Moderate	9:05	10.1	Surface	1st	26.3	8.0	22.6	6.8	6.8	95.8			3.8	3.7
							Surface	2nd	26.3	8.0	22.5	6.8			95.8	3.8		
							Middle	1st	26.3	8.0	22.9	6.8	95.7	3.7				
							Middle	2nd	26.3	8.0	22.8	6.8			95.7	3.7		
							Bottom	1st	26.3	8.0	23.2	6.7	6.7	95.3			3.7	
							Bottom	2nd	26.3	8.0	23.2	6.7			95.3	3.7		
2019-05-24	Mid-Flood	IS(Mf)16	Cloudy	Moderate	9:12	5.8	Surface	1st	26.3	8.0	22.5	6.9	6.9	96.6			3.7	3.7
							Surface	2nd	26.3	8.0	22.5	6.9			96.6	3.7		
							Middle	1st	-	-	-	-	-	-				
							Middle	2nd	-	-	-	-			-	-		
							Bottom	1st	26.3	8.0	23.0	6.9	6.9	96.7			3.7	
							Bottom	2nd	26.3	8.0	22.9	6.9			96.7	3.7		
2019-05-24	Mid-Flood	IS8(N)	Cloudy	Calm	9:32	3.7	Surface	1st	26.4	8.0	22.4	6.9	6.9	97.0			3.8	3.9
							Surface	2nd	26.4	8.0	22.4	6.9			97.1	3.7		
							Middle	1st	-	-	-	-	-	-				
							Middle	2nd	-	-	-	-			-	-		
							Bottom	1st	26.4	8.0	22.9	6.8	6.8	96.2			4.1	
							Bottom	2nd	26.4	8.0	22.9	6.8			96.2	4.1		
2019-05-24	Mid-Flood	SR4(N2)	Fine	Calm	9:27	3.9	Surface	1st	26.5	8.0	23.0	6.9	6.9	97.5			4.4	4.7
							Surface	2nd	26.5	8.0	23.0	6.9			97.5	4.4		
							Middle	1st	-	-	-	-	-	-				
							Middle	2nd	-	-	-	-			-	-		
							Bottom	1st	26.5	8.0	23.3	6.9	6.9	97.8			5.1	
							Bottom	2nd	26.5	8.0	23.2	6.9			97.8	5.0		
2019-05-24	Mid-Flood	IS(Mf)9	Cloudy	Calm	9:40	3.3	Surface	1st	26.3	8.0	23.1	6.8	6.8	95.3			4.0	4.2
							Surface	2nd	26.3	8.0	23.1	6.8			95.4	3.9		
							Middle	1st	-	-	-	-	-	-				
							Middle	2nd	-	-	-	-			-	-		
							Bottom	1st	26.3	8.0	23.3	6.7	6.7	94.4			4.4	
							Bottom	2nd	26.3	8.0	23.3	6.7			94.4	4.4		
2019-05-24	Mid-Flood	IS7	Cloudy	Calm	9:46	2.9	Surface	1st	-	-	-	-	6.7	-			-	5.0
							Surface	2nd	-	-	-	-			-	-		
							Middle	1st	26.3	8.0	23.0	6.7	94.3	5.0				
							Middle	2nd	26.3	8.0	23.0	6.7			94.3	4.9		
							Bottom	1st	-	-	-	-	-	-				
							Bottom	2nd	-	-	-	-			-	-		
2019-05-24	Mid-Flood	IS(Mf)6	Fine	Calm	9:52	2.7	Surface	1st	-	-	-	-	6.8	-			-	6.2
							Surface	2nd	-	-	-	-			-	-		
							Middle	1st	26.3	8.0	23.0	6.8	95.7	6.2				
							Middle	2nd	26.3	8.0	23.0	6.8			95.7	6.2		
							Bottom	1st	-	-	-	-	-	-				
							Bottom	2nd	-	-	-	-			-	-		

Date (yyyy-mm-dd)	Tide	Station	Weather	Sea condition	Sampling Time	Water Depth (m)	Sampling Water Level	Replicate	Water Temperature (°C)	pH	Salinity (ppt)	DO (mg/L)	Average of DO (mg/L)	DO Saturation (%)	Turbidity (NTU)	Turbidity (NTU) (depth-averaged)	SS	SS (mg/L) (depth-averaged)		
2019-05-24	Mid-Flood	IS5	Fine	Calm	9:58	9.2	Surface	1st	26.3	8.0	23.1	6.8	6.7	95.3	4.1	4.3	1.8	3.0		
							Surface	2nd	26.3	8.0	23.1	6.8							95.5	4.1
							Middle	1st	26.3	8.0	23.2	6.6	6.6	93.0	4.5				93.6	4.3
							Middle	2nd	26.3	8.0	23.2	6.6							93.8	4.3
							Bottom	1st	26.3	8.0	23.5	6.6	6.6	92.8	4.5				92.8	4.5
							Bottom	2nd	26.3	8.0	23.5	6.6							92.8	4.5
2019-05-24	Mid-Flood	SR3(N)	Fine	Calm	10:05	3.4	Surface	1st	26.3	8.0	23.8	6.5	6.5	92.7	3.8	3.9	2.0	2.6		
							Surface	2nd	26.3	8.0	23.8	6.5							92.6	3.8
							Middle	1st	-	-	-	-	6.6	92.8	3.9				-	-
							Middle	2nd	-	-	-	-							-	-
							Bottom	1st	26.3	8.0	23.8	6.6	6.6	92.8	4.0				92.8	3.9
							Bottom	2nd	26.3	8.0	23.8	6.6							92.8	4.0
2019-05-27	Mid-Ebb	SR10A(N)	Rainy	Moderate	7:20	11.8	Surface	1st	26.1	7.9	25.8	6.3	6.2	89.7	3.5	3.4	1.1	2.0		
							Surface	2nd	26.1	7.8	26.1	6.3							89.7	3.4
							Middle	1st	26.1	7.9	26.0	6.1	6.0	87.7	3.1				87.7	3.1
							Middle	2nd	26.1	7.8	26.3	6.1							87.8	3.5
							Bottom	1st	26.0	7.9	27.2	6.0	6.0	86.4	3.3				86.4	3.3
							Bottom	2nd	26.0	7.8	27.6	6.0							86.4	3.5
2019-05-27	Mid-Ebb	SR10B(N2)	Rainy	Moderate	7:25	6.2	Surface	1st	26.1	7.9	25.8	6.3	6.3	89.8	3.2	3.2	1.2	1.7		
							Surface	2nd	26.1	7.8	26.1	6.3							89.7	3.1
							Middle	1st	26.1	7.9	26.1	6.2	6.2	89.3	3.2				89.0	3.5
							Middle	2nd	26.1	7.8	26.4	6.2							89.2	3.1
							Bottom	1st	26.0	7.9	26.5	6.2	6.2	89.1	3.1				89.3	3.2
							Bottom	2nd	26.0	7.8	26.8	6.2							89.1	3.1
2019-05-27	Mid-Ebb	CSA	Cloudy	Moderate	7:48	32.8	Surface	1st	26.6	7.7	21.3	6.8	6.8	95.5	5.3	7.8	2.6	3.6		
							Surface	2nd	26.6	7.7	21.3	6.8							95.5	5.3
							Middle	1st	26.5	7.7	21.6	6.8	6.7	95.0	8.6				94.9	9.5
							Middle	2nd	26.5	7.7	21.6	6.8							94.9	9.5
							Bottom	1st	26.5	7.6	22.1	6.7	6.7	95.0	8.6				95.0	8.6
							Bottom	2nd	26.5	7.6	22.1	6.7							95.0	8.6
2019-05-27	Mid-Ebb	CS6	Cloudy	Moderate	7:58	9.8	Surface	1st	26.5	8.0	20.9	7.0	7.0	97.7	7.3	5.1	2.2	3.1		
							Surface	2nd	26.5	8.0	20.9	7.0							97.6	7.2
							Middle	1st	26.5	8.0	21.1	7.0	6.9	97.3	1.5				97.5	1.5
							Middle	2nd	26.5	8.0	21.1	6.9							97.3	1.5
							Bottom	1st	26.7	7.9	21.4	6.9	6.9	97.6	6.8				97.6	6.8
							Bottom	2nd	26.7	7.9	21.5	6.9							97.3	6.4
2019-05-27	Mid-Ebb	CS4	Rainy	Moderate	9:01	18.4	Surface	1st	26.7	8.0	16.0	7.2	7.2	98.4	6.7	7.1	2.7	2.3		
							Surface	2nd	26.7	8.0	16.0	7.2							98.5	6.7
							Middle	1st	26.6	8.0	15.1	7.2	7.2	98.0	9.1				98.0	9.1
							Middle	2nd	26.6	8.0	17.5	7.1							98.1	9.1
							Bottom	1st	26.6	8.1	17.4	7.2	7.2	98.2	5.7				98.2	5.7
							Bottom	2nd	26.6	8.1	17.4	7.1							98.2	5.7
2019-05-27	Mid-Ebb	SR6	Rainy	Moderate	9:35	4.6	Surface	1st	26.4	8.1	16.6	7.3	7.3	99.5	5.5	5.7	1.6	2.2		
							Surface	2nd	26.4	8.1	16.5	7.3							99.6	5.5
							Middle	1st	-	-	-	-	7.4	100.3	5.9				-	-
							Middle	2nd	-	-	-	-							-	-
							Bottom	1st	26.0	8.1	17.7	7.4	7.4	100.2	5.7				100.3	5.9
							Bottom	2nd	26.0	8.1	17.7	7.4							100.2	5.7
2019-05-27	Mid-Ebb	CS(Mf)3(N)	Rainy	Moderate	9:14	9.6	Surface	1st	26.7	8.0	17.1	7.0	7.0	96.6	2.5	4.2	2.7	2.4		
							Surface	2nd	26.7	8.0	17.1	7.0							96.5	2.9
							Middle	1st	26.6	8.0	17.7	7.0	6.8	94.5	4.8				96.0	5.0
							Middle	2nd	26.6	8.0	17.7	7.0							95.9	4.9
							Bottom	1st	26.5	8.0	19.1	6.8	6.8	94.5	4.9				94.5	4.8
							Bottom	2nd	26.5	8.0	19.1	6.8							94.5	4.9
2019-05-27	Mid-Ebb	SR5(N)	Rainy	Moderate	8:40	9.8	Surface	1st	26.7	8.1	17.5	7.0	7.1	96.0	1.9	3.2	1.4	2.1		
							Surface	2nd	26.7	8.1	17.5	7.0							96.1	1.9
							Middle	1st	26.6	8.1	18.4	7.1	6.8	94.2	5.1				97.9	2.7
							Middle	2nd	26.6	8.1	18.4	7.1							97.9	2.7
							Bottom	1st	26.5	8.0	19.6	6.8	6.8	93.9	5.1				94.2	5.1
							Bottom	2nd	26.6	8.0	19.6	6.8							93.9	5.1
2019-05-27	Mid-Ebb	IS10(N)	Rainy	Moderate	8:33	12.6	Surface	1st	26.6	8.1	17.9	7.2	7.1	98.7	2.8	4.8	2.6	3.0		
							Surface	2nd	26.6	8.1	17.9	7.2							98.7	2.8
							Middle	1st	26.7	8.0	18.4	7.0	7.0	97.4	9.5				98.7	2.9
							Middle	2nd	26.7	8.0	18.4	7.0							96.7	2.0
							Bottom	1st	26.7	8.0	18.8	7.0	7.0	97.4	9.5				96.4	2.0
							Bottom	2nd	26.7	8.0	18.8	7.0							97.4	9.5

Date (yyyy-mm-dd)	Tide	Station	Weather	Sea condition	Sampling Time	Water Depth (m)	Sampling Water Level	Replicate	Water Temperature (°C)	pH	Salinity (ppt)	DO (mg/L)	Average of DO (mg/L)	DO Saturation (%)	Turbidity (NTU)	Turbidity (NTU) (depth-averaged)	SS	SS (mg/L) (depth-averaged)
2019-05-27	Mid-Ebb	IS(Mf)11	Rainy	Moderate	8:26	11.2	Surface	1st	26.7	8.0	18.2	7.0	7.0	96.7	6.4	7.9	2.1	2.7
							Surface	2nd	26.7	8.0	18.2	7.0						
							Middle	1st	26.6	8.0	19.2	7.0	7.0	97.0	9.3			
							Middle	2nd	26.6	8.0	19.2	7.0						
							Bottom	1st	26.6	8.0	19.8	7.0	7.0	97.4	8.0			
							Bottom	2nd	26.6	8.0	19.8	7.0						
2019-05-27	Mid-Ebb	CS(Mf)5	Cloudy	Moderate	7:57	13.4	Surface	1st	26.6	8.0	22.5	6.9	6.9	96.8	5.3	8.7	1.4	1.2
							Surface	2nd	26.6	7.9	22.7	6.8						
							Middle	1st	26.6	8.0	22.3	6.9	6.9	97.3	7.3			
							Middle	2nd	26.6	7.9	22.5	6.9						
							Bottom	1st	26.6	8.0	22.2	6.9	6.9	97.8	13.4			
							Bottom	2nd	26.7	7.9	22.4	6.9						
2019-05-27	Mid-Ebb	SR7	Cloudy	Moderate	8:19	4.6	Surface	1st	26.6	8.0	18.9	7.0	7.0	97.5	1.6	3.3	2.8	2.7
							Surface	2nd	26.6	8.0	18.9	7.0						
							Middle	1st	-	-	-	-	7.1	98.0	5.0			
							Middle	2nd	-	-	-	-						
							Bottom	1st	26.6	8.0	19.2	7.1	7.1	97.5	5.0			
							Bottom	2nd	26.6	8.0	19.2	7.0						
2019-05-27	Mid-Ebb	IS17	Cloudy	Moderate	8:20	9.5	Surface	1st	26.7	8.1	19.1	7.1	7.1	98.1	4.5	4.8	3.2	3.0
							Surface	2nd	26.7	8.0	19.3	7.0						
							Middle	1st	26.7	8.1	18.9	7.1	7.0	98.0	4.6			
							Middle	2nd	26.7	8.0	19.1	7.1						
							Bottom	1st	26.7	8.1	19.7	7.0	7.0	98.0	4.9			
							Bottom	2nd	26.7	8.0	20.0	7.0						
2019-05-27	Mid-Ebb	IS(Mf)16	Cloudy	Moderate	8:27	5.8	Surface	1st	26.6	8.1	21.7	6.8	6.8	95.7	5.8	5.3	1.8	2.5
							Surface	2nd	26.6	8.0	21.9	6.8						
							Middle	1st	-	-	-	-	6.8	96.0	5.1			
							Middle	2nd	-	-	-	-						
							Bottom	1st	26.6	8.1	21.8	6.8	6.8	95.9	5.1			
							Bottom	2nd	26.6	8.0	22.1	6.8						
2019-05-27	Mid-Ebb	IS8(N)	Rainy	Calm	8:43	3.9	Surface	1st	26.5	8.1	21.6	6.8	6.8	95.3	4.2	6.2	1.8	1.8
							Surface	2nd	26.5	8.0	21.9	6.7						
							Middle	1st	-	-	-	-	6.9	94.8	4.1			
							Middle	2nd	-	-	-	-						
							Bottom	1st	26.5	8.1	21.7	6.9	6.9	97.0	8.1			
							Bottom	2nd	26.5	8.0	22.0	6.8						
2019-05-27	Mid-Ebb	SR4(N2)	Rainy	Calm	8:38	4.3	Surface	1st	26.5	8.1	21.5	6.6	6.6	93.3	3.7	5.7	1.8	1.9
							Surface	2nd	26.5	8.0	21.8	6.6						
							Middle	1st	-	-	-	-	6.8	92.8	3.9			
							Middle	2nd	-	-	-	-						
							Bottom	1st	26.6	8.1	20.9	6.8	6.8	95.3	7.5			
							Bottom	2nd	26.6	8.1	21.0	6.7						
2019-05-27	Mid-Ebb	IS(Mf)9	Rainy	Calm	8:51	3.4	Surface	1st	26.5	8.1	17.0	7.1	7.1	97.2	14.8	12.0	1.6	1.9
							Surface	2nd	26.4	8.0	17.2	7.1						
							Middle	1st	-	-	-	-	7.1	97.0	14.8			
							Middle	2nd	-	-	-	-						
							Bottom	1st	26.4	8.1	20.8	7.1	7.1	98.7	9.2			
							Bottom	2nd	26.4	8.0	21.1	7.1						
2019-05-27	Mid-Ebb	IS7	Rainy	Calm	8:57	2.7	Surface	1st	-	-	-	-	7.1	-	-	3.2	-	1.2
							Surface	2nd	-	-	-	-						
							Middle	1st	26.4	8.1	19.4	7.1	7.1	98.2	3.3			
							Middle	2nd	26.4	8.0	19.7	7.0						
							Bottom	1st	-	-	-	-	-	-	-			
							Bottom	2nd	-	-	-	-						
2019-05-27	Mid-Ebb	IS(Mf)6	Rainy	Calm	9:02	2.5	Surface	1st	-	-	-	-	7.1	-	-	4.3	-	1.2
							Surface	2nd	-	-	-	-						
							Middle	1st	26.5	8.1	19.3	7.1	7.1	98.7	4.3			
							Middle	2nd	26.5	8.0	19.5	7.1						
							Bottom	1st	-	-	-	-	-	-	-			
							Bottom	2nd	-	-	-	-						
2019-05-27	Mid-Ebb	IS5	Rainy	Calm	9:07	7.9	Surface	1st	26.5	8.1	18.5	7.1	7.1	98.4	6.4	6.3	1.0	1.5
							Surface	2nd	26.5	8.0	18.7	7.1						
							Middle	1st	26.5	8.1	18.6	7.1	7.1	97.4	8.1			
							Middle	2nd	26.5	7.9	19.0	7.1						
							Bottom	1st	26.5	8.1	19.7	7.1	7.1	97.6	7.9			
							Bottom	2nd	26.4	8.0	19.8	7.1						

Date (yyyy-mm-dd)	Tide	Station	Weather	Sea condition	Sampling Time	Water Depth (m)	Sampling Water Level	Replicate	Water Temperature (°C)	pH	Salinity (ppt)	DO (mg/L)	Average of DO (mg/L)	DO Saturation (%)	Turbidity (NTU)	Turbidity (NTU) (depth-averaged)	SS	SS (mg/L) (depth-averaged)
2019-05-27	Mid-Ebb	SR3(N)	Rainy	Calm	9:13	3.6	Surface	1st	26.5	8.1	18.4	7.1	7.1	97.8	2.4	2.4	2.0	2.3
							Surface	2nd	26.5	7.9	18.6	7.1						
							Middle	1st	-	-	-	-	7.1	98.9	2.4			
							Middle	2nd	-	-	-	-						
							Bottom	1st	26.4	8.1	19.7	7.1	7.1	98.7	2.2			
							Bottom	2nd	26.4	7.9	19.9	7.1						
2019-05-27	Mid-Flood	SR10A(N)	Rainy	Moderate	13:31	6.4	Surface	1st	26.1	8.1	24.1	6.1	5.8	85.9	4.0	4.3	1.0	1.2
							Surface	2nd	26.1	7.9	24.4	6.1						
							Middle	1st	25.6	8.1	29.4	5.5	5.4	77.5	5.6			
							Middle	2nd	25.6	7.9	29.6	5.4						
							Bottom	1st	25.5	8.1	30.3	5.4	5.4	77.3	3.5			
							Bottom	2nd	25.4	7.9	30.7	5.3						
2019-05-27	Mid-Flood	SR10B(N2)	Rainy	Moderate	13:37	13.4	Surface	1st	26.5	8.1	20.7	6.5	6.1	90.5	2.9	3.2	2.0	2.6
							Surface	2nd	26.5	7.9	21.0	6.5						
							Middle	1st	26.0	8.0	26.3	5.6	5.5	79.7	3.2			
							Middle	2nd	26.0	7.9	26.6	5.6						
							Bottom	1st	25.8	8.0	27.5	5.5	5.5	79.0	3.3			
							Bottom	2nd	25.8	7.9	27.6	5.5						
2019-05-27	Mid-Flood	CSA	Rainy	Moderate	12:31	32.2	Surface	1st	26.4	8.0	20.6	6.8	6.8	94.5	8.6	4.3	2.0	2.7
							Surface	2nd	26.4	8.0	20.6	6.8						
							Middle	1st	26.4	8.0	21.2	6.8	7.0	97.0	2.7			
							Middle	2nd	26.4	8.0	21.2	6.8						
							Bottom	1st	26.4	8.0	20.0	7.0	7.0	96.7	2.7			
							Bottom	2nd	26.4	8.0	20.0	7.0						
2019-05-27	Mid-Flood	CS6	Rainy	Moderate	12:23	9.4	Surface	1st	26.4	8.0	18.5	6.9	6.8	94.4	1.8	2.2	2.4	2.1
							Surface	2nd	26.4	8.0	18.5	6.9						
							Middle	1st	26.4	8.0	19.4	6.7	6.6	92.3	2.2			
							Middle	2nd	26.4	8.0	19.4	6.7						
							Bottom	1st	26.5	8.0	20.9	6.6	6.6	92.3	2.2			
							Bottom	2nd	26.5	8.0	20.9	6.6						
2019-05-27	Mid-Flood	CS4	Rainy	Moderate	11:32	18.4	Surface	1st	26.5	8.0	17.0	6.9	6.9	94.0	5.9	4.3	2.9	2.8
							Surface	2nd	26.5	8.0	17.0	6.9						
							Middle	1st	26.4	8.0	16.9	6.8	6.8	93.2	2.2			
							Middle	2nd	26.4	8.0	16.9	6.8						
							Bottom	1st	26.6	8.0	19.8	6.8	6.8	94.4	4.5			
							Bottom	2nd	26.6	8.0	19.8	6.8						
2019-05-27	Mid-Flood	SR6	Rainy	Moderate	11:05	4.5	Surface	1st	26.0	8.0	14.9	7.3	7.3	97.4	3.3	2.9	2.3	2.0
							Surface	2nd	26.0	8.0	14.9	7.3						
							Middle	1st	-	-	-	-	7.3	97.2	3.3			
							Middle	2nd	-	-	-	-						
							Bottom	1st	26.0	8.0	14.6	7.3	7.3	97.7	2.6			
							Bottom	2nd	26.0	8.0	14.6	7.3						
2019-05-27	Mid-Flood	CS(Mf)3(N)	Rainy	Moderate	11:20	9.4	Surface	1st	26.5	8.0	15.4	7.1	7.1	96.5	5.3	4.0	2.5	2.7
							Surface	2nd	26.5	8.0	15.4	7.1						
							Middle	1st	26.5	8.0	14.9	7.1	7.0	96.5	5.5			
							Middle	2nd	26.5	8.0	14.9	7.1						
							Bottom	1st	26.6	8.0	16.9	7.0	7.0	95.4	4.1			
							Bottom	2nd	26.6	8.0	16.9	7.0						
2019-05-27	Mid-Flood	SR5(N)	Rainy	Moderate	11:48	9.4	Surface	1st	26.5	8.0	17.8	7.1	7.1	96.8	2.3	3.1	2.3	2.2
							Surface	2nd	26.5	8.0	17.8	7.0						
							Middle	1st	26.5	8.0	17.5	7.1	7.0	96.8	2.0			
							Middle	2nd	26.5	8.0	17.5	7.1						
							Bottom	1st	26.3	8.0	17.0	7.0	7.0	97.1	4.6			
							Bottom	2nd	26.3	8.0	17.0	7.0						
2019-05-27	Mid-Flood	IS10(N)	Rainy	Moderate	11:53	12.3	Surface	1st	26.5	8.0	18.3	7.1	7.2	97.6	8.2	7.2	1.3	1.2
							Surface	2nd	26.5	8.0	18.3	7.1						
							Middle	1st	26.3	8.0	18.5	7.2	7.3	98.8	8.2			
							Middle	2nd	26.4	8.0	18.5	7.2						
							Bottom	1st	26.0	8.0	18.2	7.3	7.3	99.5	5.1			
							Bottom	2nd	26.1	8.0	18.2	7.3						
2019-05-27	Mid-Flood	IS(Mf)11	Rainy	Moderate	11:57	11.4	Surface	1st	26.4	8.0	18.0	7.1	7.2	97.8	4.4	6.3	1.3	1.5
							Surface	2nd	26.4	8.0	18.0	7.1						
							Middle	1st	26.4	8.0	18.2	7.2	7.0	97.9	4.4			
							Middle	2nd	26.4	8.0	18.2	7.2						
							Bottom	1st	26.5	8.0	18.0	7.0	7.0	98.5	6.8			
							Bottom	2nd	26.5	8.0	18.0	7.0						

Date (yyyy-mm-dd)	Tide	Station	Weather	Sea condition	Sampling Time	Water Depth (m)	Sampling Water Level	Replicate	Water Temperature (°C)	pH	Salinity (ppt)	DO (mg/L)	Average of DO (mg/L)	DO Saturation (%)	Turbidity (NTU)	Turbidity (NTU) (depth-averaged)	SS	SS (mg/L) (depth-averaged)
2019-05-27	Mid-Flood	CS(Mf)5	Cloudy	Calm	12:50	12.7	Surface	1st	26.6	8.0	20.5	6.4	6.1	89.4	3.2	3.3	1.2	1.4
							Surface	2nd	26.5	7.9	20.7	6.4						
							Middle	1st	26.2	8.0	25.0	5.8	82.4	3.2	1.0			
							Middle	2nd	26.1	7.9	25.3	5.8	82.1	3.3	1.2			
							Bottom	1st	25.8	8.0	27.8	5.6	80.3	3.3	1.8			
							Bottom	2nd	25.8	7.9	27.9	5.5	79.6	3.4	2.2			
2019-05-27	Mid-Flood	SR7	Rainy	Moderate	12:04	4.3	Surface	1st	26.4	8.1	17.0	7.2	7.2	97.8	3.5	3.8	1.2	1.6
							Surface	2nd	26.4	8.1	17.0	7.2						
							Middle	1st	-	-	-	-	-	-	-			
							Middle	2nd	-	-	-	-	-	-	-			
							Bottom	1st	26.5	8.1	16.6	7.3	99.1	4.1	2.0			
							Bottom	2nd	26.5	8.1	16.6	7.3	99.0	4.1	1.8			
2019-05-27	Mid-Flood	IS17	Rainy	Moderate	12:20	11.7	Surface	1st	26.6	8.1	19.1	6.7	6.3	93.4	3.2	4.7	1.8	3.0
							Surface	2nd	26.6	8.0	19.4	6.7						
							Middle	1st	26.4	8.0	23.7	5.9	83.6	6.6	2.9			
							Middle	2nd	26.4	7.9	24.0	5.9	83.6	6.4	3.1			
							Bottom	1st	26.0	8.0	26.6	5.3	75.5	4.3	4.0			
							Bottom	2nd	25.9	7.9	26.9	5.2	74.9	4.3	4.3			
2019-05-27	Mid-Flood	IS(Mf)16	Rainy	Moderate	12:11	5.6	Surface	1st	26.5	8.1	21.9	6.5	6.5	91.9	4.2	4.5	4.2	5.1
							Surface	2nd	26.5	7.9	22.1	6.5						
							Middle	1st	-	-	-	-	-	-	-			
							Middle	2nd	-	-	-	-	-	-	-			
							Bottom	1st	26.4	8.0	23.1	6.1	86.9	5.0	5.9			
							Bottom	2nd	26.4	7.9	23.3	6.1	86.3	4.6	6.3			
2019-05-27	Mid-Flood	IS8(N)	Rainy	Calm	11:46	4.5	Surface	1st	26.5	8.0	21.3	6.6	6.6	91.8	3.2	3.2	1.8	1.9
							Surface	2nd	26.5	7.9	21.6	6.5						
							Middle	1st	-	-	-	-	-	-	-			
							Middle	2nd	-	-	-	-	-	-	-			
							Bottom	1st	26.5	8.0	21.9	6.5	91.7	3.1	2.1			
							Bottom	2nd	26.5	7.9	22.2	6.5	91.1	3.3	2.2			
2019-05-27	Mid-Flood	SR4(N2)	Rainy	Calm	11:55	4.2	Surface	1st	26.5	8.0	22.1	5.9	5.9	83.1	4.9	5.4	2.5	3.2
							Surface	2nd	26.5	7.9	22.3	5.9						
							Middle	1st	-	-	-	-	-	-	-			
							Middle	2nd	-	-	-	-	-	-	-			
							Bottom	1st	26.4	8.0	23.8	5.6	79.0	5.9	3.9			
							Bottom	2nd	26.4	7.9	24.0	5.5	78.5	6.0	3.6			
2019-05-27	Mid-Flood	IS(Mf)9	Rainy	Calm	11:35	4.1	Surface	1st	26.5	8.0	21.2	6.5	6.5	90.8	4.1	4.0	2.6	3.0
							Surface	2nd	26.4	7.9	21.4	6.5						
							Middle	1st	-	-	-	-	-	-	-			
							Middle	2nd	-	-	-	-	-	-	-			
							Bottom	1st	26.3	8.0	24.4	6.0	85.2	3.8	3.3			
							Bottom	2nd	26.3	7.9	24.8	5.9	84.5	3.8	3.3			
2019-05-27	Mid-Flood	IS7	Rainy	Calm	11:28	2.7	Surface	1st	-	-	-	-	6.3	-	-	4.8	-	1.0
							Surface	2nd	-	-	-	-						
							Middle	1st	26.5	8.0	22.2	6.3	88.4	4.8	1.0			
							Middle	2nd	26.5	8.0	22.5	6.3	88.3	4.8	0.9			
							Bottom	1st	-	-	-	-	-	-	-			
							Bottom	2nd	-	-	-	-	-	-	-			
2019-05-27	Mid-Flood	IS(Mf)6	Rainy	Calm	11:21	2.9	Surface	1st	-	-	-	-	6.4	-	-	17.7	-	5.1
							Surface	2nd	-	-	-	-						
							Middle	1st	26.5	8.0	22.1	6.4	89.9	17.6	5.2			
							Middle	2nd	26.5	7.9	22.4	6.4	90.0	17.7	4.9			
							Bottom	1st	-	-	-	-	-	-	-			
							Bottom	2nd	-	-	-	-	-	-	-			
2019-05-27	Mid-Flood	IS5	Rainy	Calm	11:11	9.8	Surface	1st	26.5	8.0	21.0	6.4	6.1	89.7	3.6	4.5	2.0	2.2
							Surface	2nd	26.5	7.9	21.2	6.4						
							Middle	1st	26.4	8.0	23.9	5.8	82.8	5.4	2.2			
							Middle	2nd	26.4	7.9	24.1	5.8	82.6	5.7	2.2			
							Bottom	1st	26.3	8.0	24.3	5.8	82.4	4.2	2.5			
							Bottom	2nd	26.3	7.9	24.7	5.7	81.8	4.2	2.7			
2019-05-27	Mid-Flood	SR3(N)	Rainy	Calm	11:06	4.9	Surface	1st	26.5	7.9	19.4	6.8	6.8	93.9	4.1	6.6	3.3	3.7
							Surface	2nd	26.5	7.9	19.7	6.8						
							Middle	1st	-	-	-	-	-	-	-			
							Middle	2nd	-	-	-	-	-	-	-			
							Bottom	1st	26.5	7.8	23.2	5.9	83.8	9.0	4.0			
							Bottom	2nd	26.5	7.8	23.6	5.9	83.6	9.0	4.2			



Date (yyyy-mm-dd)	Tide	Station	Weather	Sea condition	Sampling Time	Water Depth (m)	Sampling Water Level	Replicate	Water Temperature (°C)	pH	Salinity (ppt)	DO (mg/L)	Average of DO (mg/L)	DO Saturation (%)	Turbidity (NTU)	Turbidity (NTU) (depth-averaged)	SS	SS (mg/L) (depth-averaged)
2019-05-29	Mid-Ebb	SR10A(N)	Fine	Moderate	8:59	13.5	Surface	1st	26.1	7.8	24.8	6.2	6.3	87.7	1.9	2.0	2.9	2.3
							Surface	2nd	26.1	7.8	24.8	6.2						
							Middle	1st	26.1	7.8	23.5	6.3	6.0	85.6	2.0			
							Middle	2nd	26.1	7.8	23.5	6.3						
							Bottom	1st	26.1	7.7	26.2	6.0	6.0	85.6	2.0			
							Bottom	2nd	26.1	7.7	26.2	6.0						
2019-05-29	Mid-Ebb	SR10B(N2)	Fine	Moderate	9:04	6.8	Surface	1st	25.9	8.0	26.4	6.0	6.0	85.4	2.3	2.3	2.5	2.3
							Surface	2nd	25.9	8.0	26.4	6.0						
							Middle	1st	25.9	8.0	26.5	6.0	6.0	85.3	2.4			
							Middle	2nd	25.9	8.0	26.5	6.0						
							Bottom	1st	25.9	7.9	26.8	6.0	6.0	85.2	2.3			
							Bottom	2nd	25.9	7.9	26.8	6.0						
2019-05-29	Mid-Ebb	CSA	Cloudy	Moderate	9:25	31.8	Surface	1st	26.4	7.9	19.8	6.8	6.8	94.1	7.1	5.0	2.2	2.1
							Surface	2nd	26.4	7.9	19.8	6.8						
							Middle	1st	26.4	7.9	19.9	6.8	6.8	94.3	3.9			
							Middle	2nd	26.4	7.9	19.9	6.8						
							Bottom	1st	26.4	7.9	19.8	6.8	6.8	93.8	4.0			
							Bottom	2nd	26.4	7.9	19.8	6.8						
2019-05-29	Mid-Ebb	CS6	Cloudy	Moderate	9:36	9.3	Surface	1st	26.3	7.9	20.9	6.7	6.7	93.2	4.6	6.9	2.6	2.2
							Surface	2nd	26.3	7.9	20.9	6.7						
							Middle	1st	26.3	7.9	21.0	6.7	6.7	93.3	9.1			
							Middle	2nd	26.3	7.9	21.0	6.7						
							Bottom	1st	26.3	7.9	20.9	6.7	6.7	93.4	7.1			
							Bottom	2nd	26.3	7.9	20.9	6.7						
2019-05-29	Mid-Ebb	CS4	Cloudy	Moderate	10:46	18.1	Surface	1st	26.5	7.8	19.6	7.0	6.9	97.4	4.8	5.9	1.2	2.1
							Surface	2nd	26.5	7.8	19.6	7.0						
							Middle	1st	26.5	7.9	19.6	6.8	6.8	94.8	6.3			
							Middle	2nd	26.5	7.9	19.6	6.8						
							Bottom	1st	26.6	7.9	19.5	6.8	6.8	94.8	6.5			
							Bottom	2nd	26.6	7.9	19.5	6.8						
2019-05-29	Mid-Ebb	SR6	Cloudy	Moderate	11:15	4.6	Surface	1st	26.6	7.9	19.0	6.8	6.8	94.6	9.1	6.4	2.2	2.3
							Surface	2nd	26.6	7.9	19.0	6.8						
							Middle	1st	-	-	-	-	6.9	95.8	3.5			
							Middle	2nd	-	-	-	-						
							Bottom	1st	26.6	7.9	19.4	6.9	6.9	95.0	3.7			
							Bottom	2nd	26.6	7.9	19.4	6.8						
2019-05-29	Mid-Ebb	CS(Mf)3(N)	Cloudy	Moderate	10:59	9.2	Surface	1st	26.5	7.9	19.2	6.6	6.6	91.0	4.8	4.7	1.4	2.0
							Surface	2nd	26.5	7.9	19.2	6.6						
							Middle	1st	26.5	7.9	20.4	6.5	6.8	90.3	4.7			
							Middle	2nd	26.5	7.9	20.4	6.5						
							Bottom	1st	26.4	7.9	20.0	6.8	6.8	94.0	4.5			
							Bottom	2nd	26.4	7.9	20.0	6.8						
2019-05-29	Mid-Ebb	SR5(N)	Cloudy	Moderate	10:25	9.6	Surface	1st	26.6	7.8	19.5	6.6	6.6	91.7	6.9	8.1	2.8	3.2
							Surface	2nd	26.6	7.8	19.5	6.6						
							Middle	1st	26.6	7.8	19.5	6.6	6.8	91.6	10.0			
							Middle	2nd	26.6	7.8	19.5	6.6						
							Bottom	1st	26.5	7.9	19.5	6.8	6.8	94.6	7.4			
							Bottom	2nd	26.5	7.9	19.5	6.8						
2019-05-29	Mid-Ebb	IS10(N)	Cloudy	Moderate	10:18	12.6	Surface	1st	26.4	7.9	18.6	6.8	6.8	93.0	8.9	7.5	4.2	4.7
							Surface	2nd	26.4	7.9	18.6	6.7						
							Middle	1st	26.4	7.9	18.6	6.8	6.9	93.9	8.2			
							Middle	2nd	26.4	7.9	18.6	6.8						
							Bottom	1st	26.4	7.9	18.6	6.9	6.9	95.3	5.6			
							Bottom	2nd	26.4	7.9	18.6	6.9						
2019-05-29	Mid-Ebb	IS(Mf)11	Cloudy	Moderate	10:08	11.3	Surface	1st	26.4	7.9	18.9	6.8	6.9	93.3	5.5	6.1	3.4	3.4
							Surface	2nd	26.4	7.9	18.9	6.8						
							Middle	1st	26.3	7.9	18.6	6.9	6.9	94.8	7.7			
							Middle	2nd	26.3	7.9	18.6	6.9						
							Bottom	1st	26.4	7.9	18.4	6.9	6.9	94.2	5.0			
							Bottom	2nd	26.4	7.9	18.4	6.9						
2019-05-29	Mid-Ebb	CS(Mf)5	Fine	Moderate	9:37	14.8	Surface	1st	26.5	8.0	21.3	6.6	6.6	92.1	3.9	2.8	2.1	2.8
							Surface	2nd	26.5	8.0	21.3	6.6						
							Middle	1st	26.5	8.0	21.3	6.6	6.4	91.9	1.9			
							Middle	2nd	26.5	8.0	21.3	6.6						
							Bottom	1st	26.3	8.0	23.2	6.4	6.4	91.9	1.8			
							Bottom	2nd	26.3	8.0	23.2	6.4						

Date (yyyy-mm-dd)	Tide	Station	Weather	Sea condition	Sampling Time	Water Depth (m)	Sampling Water Level	Replicate	Water Temperature (°C)	pH	Salinity (ppt)	DO (mg/L)	Average of DO (mg/L)	DO Saturation (%)	Turbidity (NTU)	Turbidity (NTU) (depth-averaged)	SS	SS (mg/L) (depth-averaged)										
2019-05-29	Mid-Ebb	SR7	Cloudy	Moderate	10:00	4.3	Bottom	2nd	26.3	8.0	23.2	6.4	6.9	90.3	2.5	5.4	3.2	2.2										
							Surface	1st	26.3	7.9	19.1	6.9																
							Surface	2nd	26.3	7.9	19.1	6.9																
							Middle	1st	-	-	-	-																
							Middle	2nd	-	-	-	-	7.0	95.9	5.4													
							Bottom	1st	26.3	7.9	18.4	7.0																
							Bottom	2nd	26.3	7.9	18.4	7.0																
							Surface	1st	26.4	8.0	19.5	6.6																
2019-05-29	Mid-Ebb	IS17	Fine	Moderate	10:00	11.6	Surface	1st	26.4	8.0	19.5	6.6	6.6	91.1	2.7	3.4	2.4	2.8										
							Surface	2nd	26.4	8.0	19.5	6.6																
							Middle	1st	26.4	8.0	19.7	6.5																
							Middle	2nd	26.4	8.0	19.7	6.5																
							Bottom	1st	26.4	8.0	20.0	6.5	6.5	90.7	3.3													
							Bottom	2nd	26.4	8.0	20.0	6.5																
							Surface	1st	26.4	8.0	19.0	6.6																
							Surface	2nd	26.4	8.0	19.0	6.6																
2019-05-29	Mid-Ebb	IS(Mf)16	Fine	Moderate	10:08	5.5	Middle	1st	-	-	-	-	6.6	90.7	3.0	4.5	3.9	3.6										
							Middle	2nd	-	-	-	-																
							Bottom	1st	26.4	8.0	19.1	6.6																
							Bottom	2nd	26.4	8.0	19.1	6.6																
							Surface	1st	26.5	8.0	17.5	6.5	6.5	89.8	6.0													
							Surface	2nd	26.5	8.0	17.5	6.5																
							Middle	1st	-	-	-	-																
							Middle	2nd	-	-	-	-																
2019-05-29	Mid-Ebb	IS8(N)	Fine	Moderate	10:25	5.1	Bottom	1st	26.4	8.0	18.8	6.5	6.5	89.6	9.3	7.6	8.0	9.0										
							Bottom	2nd	26.4	8.0	18.8	6.5																
							Surface	1st	26.4	7.9	17.4	6.0																
							Surface	2nd	26.4	7.9	17.4	6.0																
							2019-05-29	Mid-Ebb	SR4(N2)	Fine	Moderate	10:20	4.3	Middle	1st				-	-	-	-	6.0	81.9	5.9	6.8	7.3	7.3
														Middle	2nd				-	-	-	-						
														Bottom	1st				26.4	7.9	19.8	5.9						
														Bottom	2nd				26.4	7.9	19.8	5.9						
2019-05-29	Mid-Ebb	IS(Mf)9	Fine	Moderate	10:32	3.8								Surface	1st	26.3	8.0	18.2	6.7	6.7	92.1	3.9	5.1	3.0	3.4			
														Surface	2nd	26.3	8.0	18.2	6.7									
														Middle	1st	-	-	-	-									
														Middle	2nd	-	-	-	-									
							Bottom	1st	26.3	8.0	17.6	6.7	6.7	92.1	6.2													
							Bottom	2nd	26.3	8.0	17.6	6.7																
							Surface	1st	-	-	-	-																
							Surface	2nd	-	-	-	-																
2019-05-29	Mid-Ebb	IS7	Fine	Moderate	10:39	2.8	Middle	1st	26.3	8.0	17.7	6.9	6.9	93.8	3.5	3.5	3.3	3.7										
							Middle	2nd	26.3	8.0	17.7	6.9																
							Bottom	1st	-	-	-	-																
							Bottom	2nd	-	-	-	-																
							2019-05-29	Mid-Ebb	IS(Mf)6	Fine	Moderate	10:44	2.8	Surface	1st				-	-	-	-	6.9	94.3	3.3	3.3	2.8	2.6
														Surface	2nd				-	-	-	-						
														Middle	1st				26.3	8.0	17.8	6.9						
														Middle	2nd				26.3	8.0	17.8	6.9						
2019-05-29	Mid-Ebb	IS5	Fine	Moderate	10:50	9.6								Bottom	1st	-	-	-	-	6.5	89.2	3.1	3.4	2.3	3.0			
														Bottom	2nd	-	-	-	-									
														Surface	1st	26.4	8.0	17.1	6.5									
														Surface	2nd	26.4	8.0	17.1	6.5									
							2019-05-29	Mid-Ebb	SR3(N)	Fine	Moderate	10:55	3.7	Middle	1st	26.4	8.0	16.6	6.5	6.1	85.2	4.5				8.4	2.3	2.3
														Middle	2nd	26.4	8.0	16.6	6.5									
														Bottom	1st	26.2	8.0	20.4	6.1									
														Bottom	2nd	26.2	8.0	20.4	6.1									
2019-05-29	Mid-Ebb	SR3(N)	Fine	Moderate	10:55	3.7								Surface	1st	26.4	8.0	15.6	6.7	6.7	91.3	12.2	8.4	2.3	2.3			
														Surface	2nd	26.4	8.0	15.6	6.7									
														Middle	1st	-	-	-	-									
														Middle	2nd	-	-	-	-									
2019-05-29	Mid-Ebb	SR3(N)	Fine	Moderate	10:55	3.7	Bottom	1st	26.3	8.0	17.3	6.8	6.8	93.5	4.7	8.4	2.1	2.3										
							Bottom	2nd	26.3	8.0	17.3	6.8																

Date (yyyy-mm-dd)	Tide	Station	Weather	Sea condition	Sampling Time	Water Depth (m)	Sampling Water Level	Replicate	Water Temperature (°C)	pH	Salinity (ppt)	DO (mg/L)	Average of DO (mg/L)	DO Saturation (%)	Turbidity (NTU)	Turbidity (NTU) (depth-averaged)	SS	SS (mg/L) (depth-averaged)	
2019-05-29	Mid-Flood	SR10A(N)	Cloudy	Moderate	15:39	12.3	Surface	1st	25.9	8.1	23.8	6.5	6.6	91.9	2.0	3.0	2.9	3.0	
							Surface	2nd	26.0	8.1	23.7	6.5							91.7
							Middle	1st	25.7	8.1	22.5	6.6	6.7	93.4	4.4				3.2
							Middle	2nd	25.6	8.1	22.5	6.6							92.2
							Bottom	1st	25.8	8.1	23.3	6.7	6.7	93.1	4.4				3.1
							Bottom	2nd	25.8	8.1	23.3	6.7							93.1
2019-05-29	Mid-Flood	SR10B(N2)	Cloudy	Moderate	15:43	6.1	Surface	1st	25.9	8.1	24.8	6.3	6.3	88.7	2.1	3.0	3.2	2.8	
							Surface	2nd	25.9	8.1	24.8	6.3							88.7
							Middle	1st	25.9	8.1	24.5	6.3	6.3	88.9	4.2				2.7
							Middle	2nd	25.9	8.1	24.5	6.3							88.9
							Bottom	1st	25.9	8.0	25.0	6.3	6.3	89.3	2.9				2.4
							Bottom	2nd	25.9	8.0	25.0	6.3							89.2
2019-05-29	Mid-Flood	CSA	Rainy	Moderate	15:50	32.1	Surface	1st	25.9	7.9	24.3	6.5	6.5	92.1	11.1	8.4	1.6	1.8	
							Surface	2nd	25.9	7.9	24.3	6.5							92.1
							Middle	1st	25.9	7.9	24.3	6.5	6.7	94.1	4.3				2.0
							Middle	2nd	25.9	7.9	24.3	6.5							92.0
							Bottom	1st	25.9	7.9	23.9	6.7	6.7	94.1	4.4				2.3
							Bottom	2nd	25.9	7.9	23.9	6.7							94.1
2019-05-29	Mid-Flood	CS6	Rainy	Moderate	15:39	9.7	Surface	1st	26.2	7.9	21.9	6.8	6.8	95.2	7.7	8.4	1.5	1.6	
							Surface	2nd	26.2	7.9	21.9	6.8							95.2
							Middle	1st	26.2	7.9	22.0	6.8	6.7	93.9	8.7				1.2
							Middle	2nd	26.2	7.9	22.0	6.8							95.4
							Bottom	1st	26.0	7.9	21.8	6.7	6.7	93.9	8.7				2.0
							Bottom	2nd	26.0	7.9	21.8	6.7							93.9
2019-05-29	Mid-Flood	CS4	Cloudy	Moderate	14:26	18.5	Surface	1st	25.8	7.9	21.4	7.0	6.9	97.3	4.0	5.2	2.5	2.6	
							Surface	2nd	25.9	7.9	21.3	7.0							96.6
							Middle	1st	26.5	7.9	20.6	6.8	6.9	96.1	6.0				2.6
							Middle	2nd	26.5	7.9	20.6	6.8							94.4
							Bottom	1st	26.4	7.9	20.6	6.9	6.9	95.8	6.0				2.5
							Bottom	2nd	26.4	7.9	20.6	6.9							95.8
2019-05-29	Mid-Flood	SR6	Cloudy	Moderate	13:49	4.6	Surface	1st	26.5	8.0	19.1	6.8	6.8	94.2	4.0	4.4	2.2	2.1	
							Surface	2nd	26.5	8.0	19.1	6.8							94.2
							Middle	1st	-	-	-	-	6.7	93.3	4.7				-
							Middle	2nd	-	-	-	-							93.3
							Bottom	1st	26.5	8.0	19.9	6.7	6.7	93.3	4.8				1.8
							Bottom	2nd	26.5	8.0	19.9	6.7							93.3
2019-05-29	Mid-Flood	CS(Mf)3(N)	Cloudy	Moderate	14:12	9.5	Surface	1st	26.6	7.9	19.0	6.9	6.9	94.9	4.0	4.4	2.4	2.7	
							Surface	2nd	26.6	7.9	19.0	6.9							94.9
							Middle	1st	26.5	7.9	18.9	6.9	6.9	95.1	4.9				2.4
							Middle	2nd	26.5	7.9	18.9	6.9							94.9
							Bottom	1st	26.6	7.9	18.9	6.9	6.9	95.0	4.9				3.0
							Bottom	2nd	26.6	7.9	18.9	6.9							95.0
2019-05-29	Mid-Flood	SR5(N)	Cloudy	Moderate	14:48	9.6	Surface	1st	26.1	7.9	21.4	6.6	6.7	91.4	4.9	6.3	2.8	3.3	
							Surface	2nd	26.1	7.9	21.4	6.6							91.3
							Middle	1st	26.0	7.9	21.4	6.7	6.7	92.5	7.8				3.6
							Middle	2nd	26.0	7.9	21.4	6.7							92.5
							Bottom	1st	26.2	7.9	21.5	6.7	6.7	93.5	6.2				3.5
							Bottom	2nd	26.2	7.9	21.5	6.7							93.4
2019-05-29	Mid-Flood	IS10(N)	Cloudy	Moderate	14:57	12.7	Surface	1st	26.1	7.9	22.1	6.5	6.5	90.6	9.3	6.5	4.0	4.2	
							Surface	2nd	26.1	7.9	22.1	6.5							90.6
							Middle	1st	26.1	7.9	21.9	6.5	6.7	93.7	4.9				4.7
							Middle	2nd	26.1	7.9	21.9	6.5							91.4
							Bottom	1st	26.0	7.9	21.9	6.7	6.7	93.3	5.1				4.2
							Bottom	2nd	26.0	7.9	21.9	6.7							93.3
2019-05-29	Mid-Flood	IS(Mf)11	Cloudy	Moderate	15:04	11.6	Surface	1st	25.9	7.9	21.0	6.7	6.7	92.0	5.6	6.1	4.7	5.2	
							Surface	2nd	25.9	7.9	20.9	6.7							92.0
							Middle	1st	25.9	7.9	20.8	6.6	6.6	91.6	6.3				5.4
							Middle	2nd	25.9	7.9	20.8	6.6							91.9
							Bottom	1st	26.0	7.9	20.7	6.6	6.6	91.7	6.6				5.8
							Bottom	2nd	26.0	7.9	20.7	6.6							91.7
2019-05-29	Mid-Flood	CS(Mf)5	Cloudy	Moderate	15:04	13.6	Surface	1st	26.1	8.0	20.9	6.7	6.7	93.6	2.7	2.9	2.2	2.2	
							Surface	2nd	26.1	8.1	20.9	6.7							93.6
							Middle	1st	26.1	8.0	21.1	6.6	6.4	90.2	3.3				1.9
							Middle	2nd	26.1	8.0	21.1	6.6							92.3
							Bottom	1st	25.9	8.0	22.9	6.4	6.4	90.2	3.3				2.3
							Bottom	2nd	25.9	8.0	22.9	6.4							90.2

Date (yyyy-mm-dd)	Tide	Station	Weather	Sea condition	Sampling Time	Water Depth (m)	Sampling Water Level	Replicate	Water Temperature (°C)	pH	Salinity (ppt)	DO (mg/L)	Average of DO (mg/L)	DO Saturation (%)	Turbidity (NTU)	Turbidity (NTU) (depth-averaged)	SS	SS (mg/L) (depth-averaged)									
2019-05-29	Mid-Flood	SR7	Cloudy	Moderate	15:14	4.7	Bottom	2nd	25.9	8.0	22.9	6.4	6.8	90.0	3.3	8.5	2.6	3.9									
							Surface	1st	26.1	7.9	21.8	6.8															
							Surface	2nd	26.1	7.9	21.8	6.8															
							Middle	1st	-	-	-	-															
							Middle	2nd	-	-	-	-	6.6	92.0	7.2												
							Bottom	1st	25.9	7.9	21.2	6.6															
							Bottom	2nd	25.9	7.9	21.2	6.6															
							Surface	1st	26.2	8.0	19.6	6.7															
2019-05-29	Mid-Flood	IS17	Cloudy	Moderate	14:43	9.8	Surface	2nd	26.2	8.0	19.6	6.7	6.7	92.5	4.8	6.0	5.8	7.4									
							Surface	1st	26.2	8.0	19.6	6.7															
							Middle	1st	26.2	8.0	19.7	6.7															
							Middle	2nd	26.2	8.0	19.7	6.7															
							Bottom	1st	26.1	8.0	19.6	6.8	6.8	92.7	5.4												
							Bottom	2nd	26.1	8.0	19.6	6.8															
							Surface	1st	26.3	8.0	19.6	6.7															
							Surface	2nd	26.3	8.0	19.6	6.7															
2019-05-29	Mid-Flood	IS(Mf)16	Cloudy	Moderate	14:38	5.1	Middle	1st	-	-	-	-	6.8	93.3	7.7	8.8	10.0	6.4									
							Middle	2nd	-	-	-	-															
							Bottom	1st	26.2	8.0	19.5	6.9															
							Bottom	2nd	26.2	8.0	19.5	6.9															
							2019-05-29	Mid-Flood	IS8(N)	Cloudy	Moderate	14:22	3.9	Surface	1st		26.2		8.0	20.0	6.6	6.6	91.4	3.8	3.7	3.5	3.6
														Surface	2nd		26.2		8.0	20.0	6.6						
														Middle	1st		-		-	-	-						
														Middle	2nd		-		-	-	-						
Bottom	1st	26.4	8.0	20.1	6.6	6.6								91.9	3.6												
Bottom	2nd	26.4	8.0	20.1	6.6																						
Surface	1st	26.2	8.0	18.3	6.6																						
Surface	2nd	26.2	8.0	18.3	6.6																						
2019-05-29	Mid-Flood	SR4(N2)	Cloudy	Moderate	14:26	3.2	Middle	1st	-	-	-	-	6.6	90.0	10.5	11.5	18.1	20.1									
							Middle	2nd	-	-	-	-															
							Bottom	1st	26.3	8.0	18.9	6.6															
							Bottom	2nd	26.3	8.0	18.9	6.6															
							2019-05-29	Mid-Flood	IS(Mf)9	Cloudy	Moderate	14:14	3.3	Surface	1st		26.4		8.0	19.9	6.7	6.7	92.5	7.2	5.6	6.0	6.2
														Surface	2nd		26.4		8.0	19.9	6.7						
														Middle	1st		-		-	-	-						
														Middle	2nd		-		-	-	-						
Bottom	1st	26.4	8.0	19.4	6.7	6.7								92.7	4.0												
Bottom	2nd	26.4	8.0	19.4	6.7																						
Surface	1st	-	-	-	-																						
Surface	2nd	-	-	-	-																						
2019-05-29	Mid-Flood	IS7	Cloudy	Moderate	14:08	2.6	Surface	1st	26.1	8.0	18.1	7.0	7.0	95.0	4.5	4.5	3.4	3.6									
							Surface	2nd	26.1	8.0	18.1	6.9															
							Middle	1st	-	-	-	-															
							Middle	2nd	-	-	-	-															
							Bottom	1st	-	-	-	-	7.0	95.1	2.7												
							Bottom	2nd	-	-	-	-															
							Surface	1st	-	-	-	-															
							Surface	2nd	-	-	-	-															
2019-05-29	Mid-Flood	IS(Mf)6	Cloudy	Moderate	14:01	2.5	Surface	1st	26.0	8.0	17.3	7.0	6.9	94.6	2.7	3.6	3.3	4.8									
							Surface	2nd	26.3	8.0	17.2	6.9															
							Middle	1st	26.3	8.0	16.8	6.9															
							Middle	2nd	26.3	8.0	16.8	6.9															
							Bottom	1st	26.3	8.0	17.5	6.9	6.9	93.6	4.4												
							Bottom	2nd	26.3	8.0	17.5	6.8															
							Surface	1st	26.4	8.0	17.7	6.7															
							Surface	2nd	26.4	8.0	17.7	6.7															
2019-05-29	Mid-Flood	SR3(N)	Cloudy	Moderate	13:50	3.8	Middle	1st	-	-	-	-	6.7	91.6	3.3	3.2	3.5	3.6									
							Middle	2nd	-	-	-	-															
							Bottom	1st	26.3	8.0	17.8	6.7															
							Bottom	2nd	26.3	8.0	17.8	6.7															

