



## ALS Laboratory Group

ANALYTICAL CHEMISTRY & TESTING SERVICES

### SUB-CONTRACTING REPORT

CONTACT	: MR K.W. FAN	WORK ORDER	: <b>HK1864495</b>
CLIENT	: ENVIROTECH SERVICES CO.		
ADDRESS	: RM113, 1/F, MY LOFT, 9 HOI WING ROAD, TUEN MUN, N.T. HONG KONG	SUB-BATCH	: 1
		DATE RECEIVED	: 11-DEC-2018
		DATE OF ISSUE	: 28-DEC-2018
PROJECT	: ----	NO. OF SAMPLES	: 1
		CLIENT ORDER	: ----

#### General Comments

- Sample(s) were received in ambient condition.
- Sample(s) analysed and reported on as received basis.
- Calibration was subcontracted to and analysed by Action United Enviro Services.

#### Signatories

This document has been signed by those names that appear on this report and are the authorised signatories

Signatories

Position

Richard Fung

General Manager

This is the Final Report and supersedes any preliminary report with this batch number.

Results apply to sample(s) as submitted. All pages of this report have been checked and approved for release.

ALS Technichem (HK) Pty Ltd  
Part of the ALS Laboratory Group

11/F, Chung Shun Knitting Centre 1 - 3 Wing Yip Street Kwai Chung N.T. Hong Kong  
Tel. +852 2610 1044 Fax +852 2610 2021 www.alsglobal.com

WORK ORDER : HK1864495  
SUB-BATCH : 1  
CLIENT : ENVIROTECH SERVICES CO.  
PROJECT : ---



ALS Lab ID	Client's Sample ID	Sample Type	Sample Date	External Lab Report No.
HK1864495-001	S/N: 235780	Equipments	11-Dec-2018	S/N: 235780

## Equipment Verification Report (TSP)

### Equipment Calibrated:

Type: Laser Dust monitor  
 Manufacturer: Sibata LD-3B  
 Serial No. 235780  
 Equipment Ref: Nil  
 Job Order HK1864495

### Standard Equipment:

Standard Equipment: Higher Volume Sampler  
 Location & Location ID: AUES office (calibration room)  
 Equipment Ref: HVS 018  
 Last Calibration Date: 21 September 2018

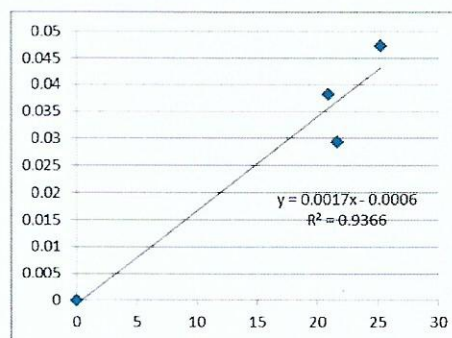
### Equipment Verification Results:

Testing Date: 17&18 December 2018

Hour	Time	Mean Temp °C	Mean Pressure (hPa)	Concentration in mg/m <sup>3</sup> (Standard Equipment)	Total Count (Calibrated Equipment)	Count/Minute (Total Count/min)
2hr03min	12:20 ~ 14:23	18.0	1022.2	0.038	2557	20.9
2hr14min	09:11 ~ 11:25	18.1	1022.2	0.029	2891	21.6
2hr14min	11:33 ~ 13:47	18.1	1022.2	0.047	3379	25.3

### Linear Regression of Y or X

Slope (K-factor): 0.0017  
 Correlation Coefficient 0.9678  
 Date of Issue 28 December 2018



### Remarks:

- Strong** Correlation ( $R > 0.8$ )
  - Factor 0.0017 should be applied for TSP monitoring
- \*if  $R < 0.5$ , repair or re-verification is required for the equipment

Operator : Fai So Signature : *Fai So* Date : 28 December 2018

QC Reviewer : Ben Tam Signature : *Ben Tam* Date : 28 December 2018

## TSP SAMPLER CALIBRATION CALCULATION SPREADSHEET

Location :	Gold King Industrial Building, Kwai Chung	Date of Calibration: 21-Sep-18
Location ID :	Calibration Room	Next Calibration Date: 21-Dec-18

### CONDITIONS

Sea Level Pressure (hPa)	1011.6	Corrected Pressure (mm Hg)	758.7
Temperature (°C)	29.2	Temperature (K)	302

### CALIBRATION ORIFICE

Make->	TISCH	Qstd Slope ->	2.02017
Model->	5025A	Qstd Intercept ->	-0.03691
Calibration Date->	13-Feb-18	Expiry Date->	13-Feb-19

### CALIBRATION

Plate No.	H2O (L) (in)	H2O (R) (in)	H2O (in)	Qstd (m3/min)	I (chart)	IC corrected	LINEAR REGRESSION
18	5.4	5.4	10.8	1.632	56	55.56	Slope = 37.2548 Intercept = -5.5606 Corr. coeff. = 0.9970
13	4.3	4.3	8.6	1.459	48	47.62	
10	3.3	3.3	6.6	1.280	43	42.66	
8	2.1	2.1	4.2	1.025	34	33.73	
5	1.3	1.3	2.6	0.810	24	23.81	

**Calculations :**

$$Qstd = 1/m[\text{Sqrt}(H20(Pa/Pstd)(Tstd/Ta))-b]$$

$$IC = I[\text{Sqrt}(Pa/Pstd)(Tstd/Ta)]$$

Qstd = standard flow rate

IC = corrected chart responses

I = actual chart response

m = calibrator Qstd slope

b = calibrator Qstd intercept

Ta = actual temperature during calibration ( deg K )

Pstd = actual pressure during calibration ( mm Hg )

**For subsequent calculation of sampler flow:**

$$1/m(( I )[\text{Sqrt}(298/Tav)(Pav/760)]-b)$$

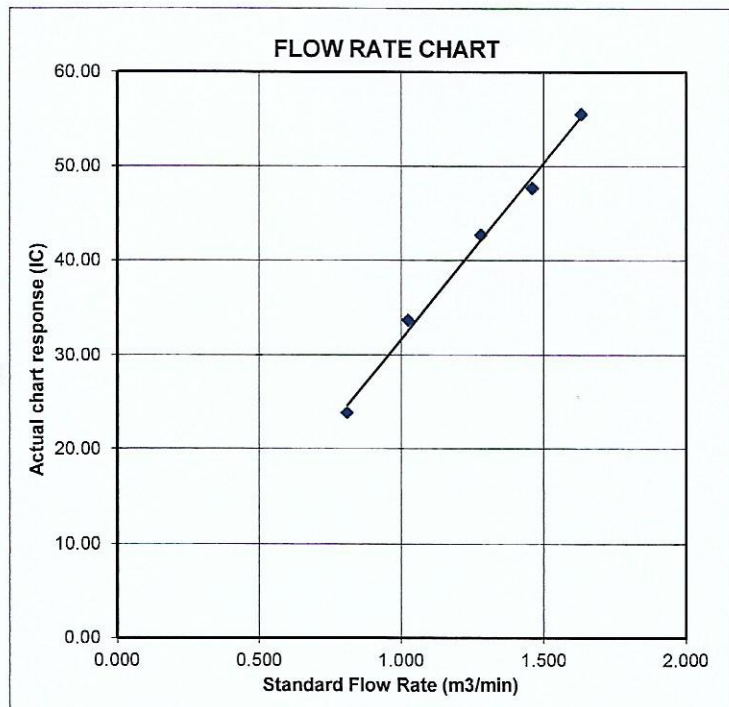
m = sampler slope

b = sampler intercept

I = chart response

Tav = daily average temperature

Pav = daily average pressure



# Certificate of Calibration

Calibration Certification Information			
Cal. Date: February 13, 2018	Rootsmeter S/N: 438320	Ta: 293	°K
Operator: Jim Tisch		Pa: 763.3	mm Hg
Calibration Model #: TE-5025A	Calibrator S/N: <b>1612</b>		

Run	Vol. Init (m3)	Vol. Final (m3)	ΔVol. (m3)	ΔTime (min)	ΔP (mm Hg)	ΔH (in H2O)
1	1	2	1	1.3970	3.2	2.00
2	3	4	1	1.0000	6.3	4.00
3	5	6	1	0.8900	7.9	5.00
4	7	8	1	0.8440	8.7	5.50
5	9	10	1	0.7010	12.6	8.00

Data Tabulation					
Vstd (m3)	Qstd (x-axis)	$\sqrt{\Delta H \left( \frac{Pa}{Pstd} \right) \left( \frac{Tstd}{Ta} \right)}$ (y-axis)	Va	Qa (x-axis)	$\sqrt{\Delta H (Ta/Pa)}$ (y-axis)
1.0172	0.7281	1.4293	0.9958	0.7128	0.8762
1.0130	1.0130	2.0213	0.9917	0.9917	1.2392
1.0109	1.1358	2.2599	0.9896	1.1120	1.3854
1.0098	1.1964	2.3702	0.9886	1.1713	1.4530
1.0046	1.4331	2.8586	0.9835	1.4030	1.7524
<b>QSTD</b>	<b>m=</b>	<b>2.02017</b>	<b>QA</b>	<b>m=</b>	<b>1.26500</b>
	<b>b=</b>	<b>-0.03691</b>		<b>b=</b>	<b>-0.02263</b>
	<b>r=</b>	<b>0.99988</b>		<b>r=</b>	<b>0.99988</b>

Calculations			
Vstd=	$\Delta Vol((Pa-\Delta P)/Pstd)(Tstd/Ta)$	Va=	$\Delta Vol((Pa-\Delta P)/Pa)$
Qstd=	$Vstd/\Delta Time$	Qa=	$Va/\Delta Time$
For subsequent flow rate calculations:			
Qstd=	$1/m \left( \left( \sqrt{\Delta H \left( \frac{Pa}{Pstd} \right) \left( \frac{Tstd}{Ta} \right)} \right) - b \right)$	Qa=	$1/m \left( \left( \sqrt{\Delta H (Ta/Pa)} \right) - b \right)$

Standard Conditions	
Tstd:	298.15 °K
Pstd:	760 mm Hg
Key	
ΔH: calibrator manometer reading (in H2O)	
ΔP: rootsmeter manometer reading (mm Hg)	
Ta: actual absolute temperature (°K)	
Pa: actual barometric pressure (mm Hg)	
b: intercept	
m: slope	

RECALIBRATION
US EPA recommends annual recalibration per 1998 40 Code of Federal Regulations Part 50 to 51, Appendix B to Part 50, Reference Method for the Determination of Suspended Particulate Matter in the Atmosphere, 9.2.17, page 30

# ALS Technichem (HK) Pty Ltd



## ALS Laboratory Group

ANALYTICAL CHEMISTRY & TESTING SERVICES

### SUB-CONTRACTING REPORT

CONTACT	: MR K.W. FAN	WORK ORDER	: <b>HK1864496</b>
CLIENT	: ENVIROTECH SERVICES CO.		
ADDRESS	: RM113, 1/F, MY LOFT, 9 HOI WING ROAD, TUEN MUN, N.T. HONG KONG	SUB-BATCH	: 1
		DATE RECEIVED	: 11-DEC-2018
		DATE OF ISSUE	: 28-DEC-2018
PROJECT	: ----	NO. OF SAMPLES	: 1
		CLIENT ORDER	: ----

#### General Comments

- Sample(s) were received in ambient condition.
- Sample(s) analysed and reported on as received basis.
- Calibration was subcontracted to and analysed by Action United Enviro Services.

#### Signatories

This document has been signed by those names that appear on this report and are the authorised signatories

Signatories

Position

Richard Fung

General Manager

This is the Final Report and supersedes any preliminary report with this batch number.

Results apply to sample(s) as submitted. All pages of this report have been checked and approved for release.

**ALS Technichem (HK) Pty Ltd**  
Part of the **ALS Laboratory Group**

11/F, Chung Shun Knitting Centre 1 - 3 Wing Yip Street Kwai Chung N.T. Hong Kong  
Tel. +852 2610 1044 Fax. +852 2610 2021 [www.alsglobal.com](http://www.alsglobal.com)

WORK ORDER : HK1864496  
SUB-BATCH : 1  
CLIENT : ENVIROTECH SERVICES CO.  
PROJECT : ----



ALS Lab ID	Client's Sample ID	Sample Type	Sample Date	External Lab Report No.
HK1864496-001	S/N: 627784	Equipments	11-Dec-2018	S/N: 627784

## Equipment Verification Report (TSP)

### Equipment Calibrated:

Type: Laser Dust monitor  
Manufacturer: Sibata LD-3B  
Serial No. 6Z7784  
Equipment Ref: Nil  
Job Order HK1864496

### Standard Equipment:

Standard Equipment: Higher Volume Sampler  
Location & Location ID: AUES office (calibration room)  
Equipment Ref: HVS 018  
Last Calibration Date: 21 September 2018

### Equipment Verification Results:

Testing Date: 17&18 December 2018

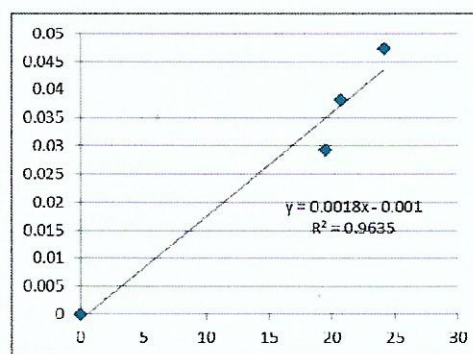
Hour	Time	Mean Temp °C	Mean Pressure (hPa)	Concentration in mg/m <sup>3</sup> (Standard Equipment)	Total Count (Calibrated Equipment)	Count/Minute (Total Count/min)
2hr03min	12:20 ~ 14:23	18.0	1022.2	0.038	2533	20.7
2hr14min	09:11 ~ 11:25	18.1	1022.2	0.029	2601	19.4
2hr14min	11:33 ~ 13:47	18.1	1022.2	0.047	3232	24.2

### Linear Regression of Y or X

Slope (K-factor): 0.0018  
Correlation Coefficient 0.9816  
Date of Issue 28 December 2018

### Remarks:

1. **Strong** Correlation ( $R > 0.8$ )
  2. Factor 0.0018 should be applied for TSP monitoring
- \*If  $R < 0.5$ , repair or re-verification is required for the equipment



Operator: Fai So Signature:  Date: 28 December 2018

QC Reviewer: Ben Tam Signature:  Date: 28 December 2018



## TSP SAMPLER CALIBRATION CALCULATION SPREADSHEET

Location : Gold King Industrial Building, Kwai Chung      Date of Calibration: 21-Sep-18  
 Location ID : Calibration Room      Next Calibration Date: 21-Dec-18

### CONDITIONS

Sea Level Pressure (hPa)	1011.6	Corrected Pressure (mm Hg)	758.7
Temperature (°C)	29.2	Temperature (K)	302

### CALIBRATION ORIFICE

Make->	TISCH	Qstd Slope ->	2.02017
Model->	5025A	Qstd Intercept ->	-0.03691
Calibration Date->	13-Feb-18	Expiry Date->	13-Feb-19

### CALIBRATION

Plate No.	H2O (L) (in)	H2O (R) (in)	H2O (in)	Qstd (m3/min)	I (chart)	IC corrected	LINEAR REGRESSION Slope = 37.2548 Intercept = -5.5606 Corr. coeff. = 0.9970
18	5.4	5.4	10.8	1.632	56	55.56	
13	4.3	4.3	8.6	1.459	48	47.62	
10	3.3	3.3	6.6	1.280	43	42.66	
8	2.1	2.1	4.2	1.025	34	33.73	
5	1.3	1.3	2.6	0.810	24	23.81	

**Calculations :**

$$Qstd = 1/m[\text{Sqrt}(H2O(Pa/Pstd)(Tstd/Ta))-b]$$

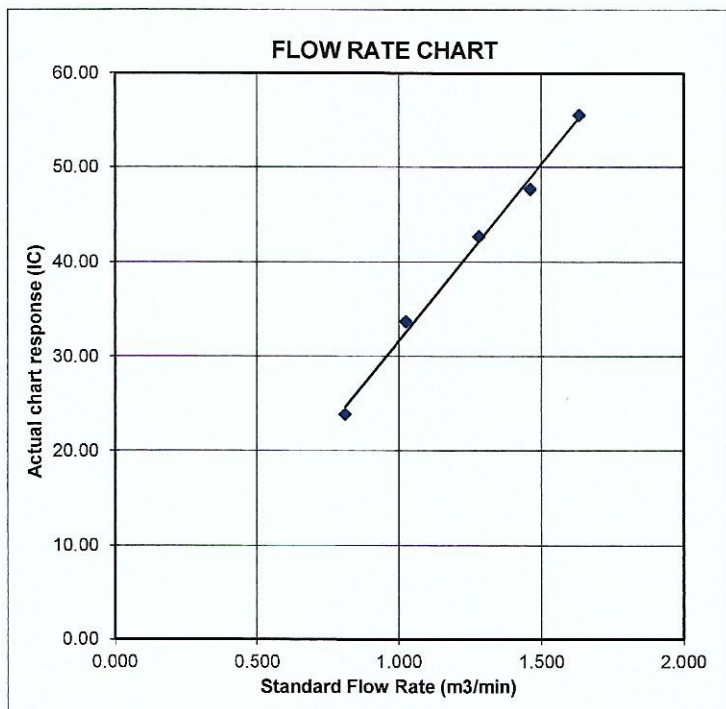
$$IC = I[\text{Sqrt}(Pa/Pstd)(Tstd/Ta)]$$

Qstd = standard flow rate  
 IC = corrected chart responses  
 I = actual chart response  
 m = calibrator Qstd slope  
 b = calibrator Qstd intercept  
 Ta = actual temperature during calibration ( deg K )  
 Pstd = actual pressure during calibration ( mm Hg )

**For subsequent calculation of sampler flow:**

$$1/m(( I )[\text{Sqrt}(298/Tav)(Pav/760)]-b)$$

m = sampler slope  
 b = sampler intercept  
 I = chart response  
 Tav = daily average temperature  
 Pav = daily average pressure



# Certificate of Calibration

Calibration Certification Information			
Cal. Date: February 13, 2018	Rootsmeter S/N: 438320	Ta: 293	°K
Operator: Jim Tisch		Pa: 763.3	mm Hg
Calibration Model #: TE-5025A	Calibrator S/N: <b>1612</b>		

Run	Vol. Init (m3)	Vol. Final (m3)	ΔVol. (m3)	ΔTime (min)	ΔP (mm Hg)	ΔH (in H2O)
1	1	2	1	1.3970	3.2	2.00
2	3	4	1	1.0000	6.3	4.00
3	5	6	1	0.8900	7.9	5.00
4	7	8	1	0.8440	8.7	5.50
5	9	10	1	0.7010	12.6	8.00

Data Tabulation					
Vstd (m3)	Qstd (x-axis)	$\sqrt{\Delta H \left( \frac{Pa}{Pstd} \right) \left( \frac{Tstd}{Ta} \right)}$ (y-axis)	Va	Qa (x-axis)	$\sqrt{\Delta H (Ta/Pa)}$ (y-axis)
1.0172	0.7281	1.4293	0.9958	0.7128	0.8762
1.0130	1.0130	2.0213	0.9917	0.9917	1.2392
1.0109	1.1358	2.2599	0.9896	1.1120	1.3854
1.0098	1.1964	2.3702	0.9886	1.1713	1.4530
1.0046	1.4331	2.8586	0.9835	1.4030	1.7524
<b>QSTD</b>	m=	<b>2.02017</b>	<b>QA</b>	m=	<b>1.26500</b>
	b=	<b>-0.03691</b>		b=	<b>-0.02263</b>
	r=	<b>0.99988</b>		r=	<b>0.99988</b>

Calculations			
Vstd=	$\Delta Vol \left( \frac{Pa - \Delta P}{Pstd} \right) \left( \frac{Tstd}{Ta} \right)$	Va=	$\Delta Vol \left( \frac{Pa - \Delta P}{Pa} \right)$
Qstd=	Vstd/ΔTime	Qa=	Va/ΔTime
For subsequent flow rate calculations:			
Qstd=	$1/m \left( \left( \sqrt{\Delta H \left( \frac{Pa}{Pstd} \right) \left( \frac{Tstd}{Ta} \right)} \right) - b \right)$	Qa=	$1/m \left( \left( \sqrt{\Delta H (Ta/Pa)} \right) - b \right)$

Standard Conditions	
Tstd:	298.15 °K
Pstd:	760 mm Hg
Key	
ΔH:	calibrator manometer reading (in H2O)
ΔP:	rootsmeter manometer reading (mm Hg)
Ta:	actual absolute temperature (°K)
Pa:	actual barometric pressure (mm Hg)
b:	intercept
m:	slope

RECALIBRATION
US EPA recommends annual recalibration per 1998 40 Code of Federal Regulations Part 50 to 51, Appendix B to Part 50, Reference Method for the Determination of Suspended Particulate Matter in the Atmosphere, 9.2.17, page 30

**ENVIROTECH SERVICE CO.**

High-Volume TSP Sampler  
5-Point Calibration Record

Location : AMS2 (Tung Chung Pier)  
Calibrated by : P.F.Yeung  
Date : 18/08/2019

Sampler

Model : TE-5170  
Serial Number : S/N 1060

Calibration Orifice and Standard Calibration Relationship

Serial Number : 2454  
Service Date : 25 February 2019  
Slope (m) : 2.07076  
Intercept (b) : -0.02917  
Correlation Coefficient(r) : 1.00000

Standard Condition

Pstd (hpa) : 1013  
Tstd (K) : 298.18

Calibration Condition


Pa (hpa) : 1006  
Ta (K) : 302

Resistance Plate	dH [green liquid] (inch water)	Z	X=Qstd (cubic meter/min)	IC (chart)	Y (corrected)
1   18 holes	12.0	3.429	1.670	55	54.45
2   13 holes	9.4	3.035	1.480	50	49.50
3   10 holes	6.6	2.543	1.242	45	44.55
4   7 holes	4.5	2.100	1.028	37	36.63
5   5 holes	2.4	1.534	0.755	30	29.70

Notes:  $Z = \sqrt{dH(Pa/Pstd)(Tstd/Ta)}$ ,  $X = Z/m - b$ ,  $Y(\text{Corrected Flow}) = IC * \{\sqrt{Pa/Pstd}(Tstd/Ta)\}$

Sampler Calibration Relationship

Slope(m): 27.333      Intercept(b): 9.206      Correlation Coefficient(r): 0.9967

Checked by:   
Magnum Fan

Date: 21/08/2019

**ENVIROTECH SERVICE CO.**

High-Volume TSP Sampler  
5-Point Calibration Record

Location : AMS3C (Ying Tung Estate)  
Calibrated by : P.F.Yeung  
Date : 18/08/2019

Sampler

Model : TE-5170  
Serial Number : S/N 3977

Calibration Orifice and Standard Calibration Relationship

Serial Number : 2454  
Service Date : 25 February 2019  
Slope (m) : 2.07076  
Intercept (b) : -0.02917  
Correlation Coefficient(r) : 1.00000

Standard Condition

Pstd (hpa) : 1013  
Tstd (K) : 298.18

Calibration Condition


Pa (hpa) : 1006  
Ta (K) : 302

Resistance Plate	dH [green liquid] (inch water)	Z	X=Qstd (cubic meter/min)	IC (chart)	Y (corrected)
1   18 holes	12.0	3.429	1.670	54	53.46
2   13 holes	9.2	3.003	1.464	50	49.50
3   10 holes	6.7	2.562	1.251	45	44.55
4   7 holes	4.5	2.100	1.028	38	37.62
5   5 holes	2.4	1.534	0.755	28	27.72

Notes:  $Z = \sqrt{dH(Pa/Pstd)(Tstd/Ta)}$ ,  $X = Z/m - b$ ,  $Y(\text{Corrected Flow}) = IC * \{\sqrt{Pa/Pstd}(Tstd/Ta)\}$

Sampler Calibration Relationship

Slope(m): 28.153      Intercept(b): 7.834      Correlation Coefficient(r): 0.9917

Checked by:   
Magnum Fan

Date: 21/08/2019

**ENVIROTECH SERVICE CO.**

High-Volume TSP Sampler  
5-Point Calibration Record

Location : AMS7B  
Calibrated by : P.F.Yeung  
Date : 18/08/2019

Sampler

Model : TE-5170  
Serial Number : S/N 3976

Calibration Orifice and Standard Calibration Relationship

Serial Number : 2454  
Service Date : 25 February 2019  
Slope (m) : 2.07076  
Intercept (b) : -0.02917  
Correlation Coefficient(r) : 1.00000

Standard Condition

Pstd (hpa) : 1013  
Tstd (K) : 298.18

Calibration Condition


Pa (hpa) : 1006  
Ta (K) : 302

Resistance Plate	dH [green liquid] (inch water)	Z	X=Qstd (cubic meter/min)	IC (chart)	Y (corrected)
1   18 holes	11.8	3.400	1.656	54	53.46
2   13 holes	9.2	3.003	1.464	49	48.51
3   10 holes	6.5	2.524	1.233	44	43.56
4   7 holes	4.2	2.029	0.994	37	36.63
5   5 holes	2.5	1.565	0.770	30	29.70

Notes:  $Z = \sqrt{dH(Pa/Pstd)(Tstd/Ta)}$ ,  $X = Z/m - b$ ,  $Y(\text{Corrected Flow}) = IC * \{\sqrt{Pa/Pstd}(Tstd/Ta)\}$

Sampler Calibration Relationship

Slope(m): 26.506      Intercept(b): 9.941      Correlation Coefficient(r): 0.9977

Checked by:   
Magnum Fan

Date: 21/08/2019



RECALIBRATION

DUE DATE:

February 25, 2020

# Certificate of Calibration

## Calibration Certification Information

Cal. Date: February 25, 2019      Rootsmeter S/N: 438320      Ta: 294      °K  
 Operator: Jim Tisch      Pa: 762.0      mm Hg  
 Calibration Model #: TE-5025A      Calibrator S/N: 2454

Run	Vol. Init (m3)	Vol. Final (m3)	ΔVol. (m3)	ΔTime (min)	ΔP (mm Hg)	ΔH (in H2O)
1	1	2	1	1.4400	3.2	2.00
2	3	4	1	1.0200	6.4	4.00
3	5	6	1	0.9120	7.9	5.00
4	7	8	1	0.8700	8.8	5.50
5	9	10	1	0.7180	12.8	8.00

## Data Tabulation

Vstd (m3)	Qstd (x-axis)	$\sqrt{\Delta H \left( \frac{Pa}{Pstd} \right) \left( \frac{Tstd}{Ta} \right)}$ (y-axis)	Va	Qa (x-axis)	$\sqrt{\Delta H \left( \frac{Ta}{Pa} \right)}$ (y-axis)
1.0120	0.7028	1.4257	0.9958	0.6915	0.8784
1.0077	0.9880	2.0162	0.9916	0.9722	1.2423
1.0057	1.1028	2.2542	0.9896	1.0851	1.3889
1.0045	1.1546	2.3642	0.9885	1.1362	1.4567
0.9992	1.3916	2.8513	0.9832	1.3694	1.7569
<b>QSTD</b>	<b>m= 2.07076</b>		<b>QA</b>	<b>m= 1.29667</b>	
	<b>b= -0.02917</b>			<b>b= -0.01797</b>	
	<b>r= 1.00000</b>			<b>r= 1.00000</b>	

## Calculations

$Vstd = \Delta Vol \left( \frac{Pa - \Delta P}{Pstd} \right) \left( \frac{Tstd}{Ta} \right)$	$Va = \Delta Vol \left( \frac{Pa - \Delta P}{Pa} \right)$
$Qstd = Vstd / \Delta Time$	$Qa = Va / \Delta Time$
For subsequent flow rate calculations:	
$Qstd = 1/m \left( \left( \sqrt{\Delta H \left( \frac{Pa}{Pstd} \right) \left( \frac{Tstd}{Ta} \right)} \right) - b \right)$	$Qa = 1/m \left( \left( \sqrt{\Delta H \left( \frac{Ta}{Pa} \right)} \right) - b \right)$

## Standard Conditions

Tstd: 298.15 °K

Pstd: 760 mm Hg

## Key

ΔH: calibrator manometer reading (in H2O)

ΔP: rootsmeter manometer reading (mm Hg)

Ta: actual absolute temperature (°K)

Pa: actual barometric pressure (mm Hg)

b: intercept

m: slope

## RECALIBRATION

US EPA recommends annual recalibration per 1998 40 Code of Federal Regulations Part 50 to 51, Appendix B to Part 50, Reference Method for the Determination of Suspended Particulate Matter in the Atmosphere, 9.2.17, page 30

**ENVIROTECH SERVICES CO.**

**Calibration Report of Wind Meter**

Date of Calibration : 24 July 2019

Brand of Test Meter: Davis

Model: Vantage Pro 2 ( s/n: BB180328020)

Location : AMS3C

Procedures :

- 1. Wind Still Test: The wind speed sensor was hold by hand until it keep still
- 2.Wind Speed Test: The wind meter was on-site calibrated against the Anemometer
- 3.Wind Direction Test : The wind meter was on-site calibrated against the marine compass at four directions

Results:

Wind Still Test


Wind Speed (m/s)
0.00


Wind Speed Test

Davis (m/s)	Anemometer (m/s)
1.3	1.4
2.2	1.9
4.5	5.1

Wind Direction Test

Davis (o)	Marine Compass (o)
271	270
1	0
89	90
180	180

Calibrated by:   
Yeung Ping Fai  
(Technical Officer)

Checked by :   
Ho Kam Fat  
(Senior Technical Officer)



輝創工程有限公司

Sun Creation Engineering Limited

Calibration & Testing Laboratory

# Certificate of Calibration

## 校正證書

Certificate No. : C193443

證書編號

ITEM TESTED / 送檢項目 (Job No. / 序引編號 : IC19-1283)

Date of Receipt / 收件日期 : 21 June 2019

Description / 儀器名稱 : Anemometer

Manufacturer / 製造商 : Lutron

Model No. / 型號 : AM-4201

Serial No. / 編號 : AF.27513

Supplied By / 委託者 : Envirotech Services Co.

Room 113, 1/F, My Loft, 9 Hoi Wing Road, Tuen Mun,  
New Territories, Hong Kong

### TEST CONDITIONS / 測試條件

Temperature / 溫度 :  $(23 \pm 2)^{\circ}\text{C}$

Relative Humidity / 相對濕度 :  $(50 \pm 25)\%$

Line Voltage / 電壓 : ---

### TEST SPECIFICATIONS / 測試規範

Calibration check

DATE OF TEST / 測試日期 : 2 July 2019

### TEST RESULTS / 測試結果

The results apply to the particular unit-under-test only.

The results are detailed in the subsequent page(s).

The test equipment used for calibration are traceable to National Standards via :

- Testo Industrial Services GmbH, Germany

Tested By

測試

T F Lee

Assistant Engineer

Certified By

核證

H C Chan

Engineer

Date of Issue

簽發日期

5 July 2019

The test equipment used for calibration are traceable to the Nation Standards as specified in this certificate. This certificate shall not be reproduced except in full, without the prior written approval of this laboratory.

本證書所載校正用之測試器材均可溯源至國際標準。局部複印本證書需先獲本實驗室書面批准。

Sun Creation Engineering Limited - Calibration & Testing Laboratory

c/o 4/F, 1 Hing On Lane, Tuen Mun, New Territories, Hong Kong

輝創工程有限公司 - 校正及檢測實驗室

c/o 香港新界屯門興安里一號四樓


Tel/電話: (852) 2927 2606

Fax/傳真: (852) 2744 8986

E-mail/電郵: callab@suncreation.com

Website/網址: www.suncreation.com





# Certificate of Calibration

## 校正證書

Certificate No. : C193443  
證書編號

1. The unit-under-test (UUT) was allowed to stabilize in the laboratory for over 12 hours before the commencement of the test.
2. The results presented are the mean of 10 measurements at each calibration point.
3. Test equipment :

<u>Equipment ID</u>	<u>Description</u>	<u>Certificate No.</u>
CL386	Multi-function Measuring Instrument	S16493

4. Test procedure : MA130N.

5. Results :

### Air Velocity

Applied Value (m/s)	UUT Reading (m/s)	Measured Correction		
		Value (m/s)	Measurement Uncertainty	
			Expanded Uncertainty (m/s)	Coverage Factor
2.0	1.8	+0.2	0.2	2.0
4.0	3.8	+0.2	0.3	2.0
6.0	5.8	+0.2	0.3	2.0
8.1	7.9	+0.2	0.3	2.0
10.1	10.0	+0.1	0.4	2.0

Remarks : - The Measured Corrections are defined as :  
Value = Applied Value - UUT Reading

- The expanded uncertainties are for a level of confidence of 95 %.

### Note :

Only the original copy or the laboratory's certified true copy is valid.

The values given in this Certificate only relate to the values measured at the time of the test and any uncertainties quoted will not include allowance for the equipment long term drift, variations with environment changes, vibration and shock during transportation, overloading, mis-handling, or the capability of any other laboratory to repeat the measurement. Sun Creation Engineering Limited shall not be liable for any loss or damage resulting from the use of the equipment.

The test equipment used for calibration are traceable to the Nation Standards as specified in this certificate. This certificate shall not be reproduced except in full, without the prior written approval of this laboratory.

本證書所載校正用之測試器材均可溯源至國際標準。局部複印本證書需先獲本實驗室書面批准。



輝創工程有限公司

Sun Creation Engineering Limited

Calibration & Testing Laboratory

# Certificate of Calibration 校正證書

Certificate No. : C185974

證書編號

ITEM TESTED / 送檢項目 (Job No. / 序引編號 : IC18-2206)      Date of Receipt / 收件日期 : 29 October 2018

Description / 儀器名稱 : Sound Level Meter

Manufacturer / 製造商 : Rion

Model No. / 型號 : NL-52

Serial No. / 編號 : 00643049

Supplied By / 委託者 : Envirotech Services Co.

Room 113, 1/F, My Loft, 9 Hoi Wing Road, Tuen Mun,  
New Territories, Hong Kong

## TEST CONDITIONS / 測試條件

Temperature / 溫度 :  $(23 \pm 2)^{\circ}\text{C}$

Relative Humidity / 相對濕度 :  $(50 \pm 25)\%$

Line Voltage / 電壓 : ---

## TEST SPECIFICATIONS / 測試規範

Calibration

DATE OF TEST / 測試日期 : 4 November 2018

## TEST RESULTS / 測試結果

The results apply to the particular unit-under-test only.

The results do not exceed manufacturer's specification. (after adjustment)

The results are detailed in the subsequent page(s).

The test equipment used for calibration are traceable to National Standards via :

- The Government of The Hong Kong Special Administrative Region Standard & Calibration Laboratory
- The Bruel & Kjaer Calibration Laboratory, Denmark
- Agilent Technologies / Keysight Technologies
- Rohde & Schwarz Laboratory, Germany
- Fluke Everett Service Center, USA


Tested By :

測試

  
K C Lee  
Engineer

Certified By :

核證

  
H C Chan  
Engineer

Date of Issue :

簽發日期

7 November 2018

The test equipment used for calibration are traceable to the Nation Standards as specified in this certificate. This certificate shall not be reproduced except in full, without the prior written approval of this laboratory.

本證書所載校正用之測試器材均可溯源至國際標準。局部複印本證書需先獲本實驗所書面批准。

Sun Creation Engineering Limited - Calibration & Testing Laboratory

c/o 4/F, 1 Hing On Lane, Tuen Mun, New Territories, Hong Kong

輝創工程有限公司 - 校正及檢測實驗室

c/o 香港新界屯門興安里一號四樓

Tel/電話: (852) 2927 2606

Fax/傳真: (852) 2744 8986

E-mail/電郵: callab@suncreation.com

Website/網址: www.suncreation.com

# Certificate of Calibration

## 校正證書

Certificate No. : C185974  
證書編號

1. The unit-under-test (UUT) was allowed to stabilize in the laboratory for over 12 hours, and switched on to warm up for over 10 minutes before the commencement of the test.
2. Self-calibration using the internal standard (After Adjustment) was performed before the test 6.1.1.2 to 6.3.2.
3. The results presented are the mean of 3 measurements at each calibration point.
4. Test equipment :

Equipment ID	Description	Certificate No.
CL280	40 MHz Arbitrary Waveform Generator	C180024
CL281	Multifunction Acoustic Calibrator	CDK1806821

5. Test procedure : MA101N.

6. Results :

- 6.1 Sound Pressure Level

- 6.1.1 Reference Sound Pressure Level

- 6.1.1.1 Before Adjustment

UUT Setting				Applied Value		UUT Reading (dB)	IEC 61672 Class 1 Spec. (dB)
Range (dB)	Function	Frequency Weighting	Time Weighting	Level (dB)	Freq. (kHz)		
30 - 130	L <sub>A</sub>	A	Fast	94.00	1	* 98.6	± 1.1

\* Out of IEC 61672 Class 1 Spec.

- 6.1.1.2 After Adjustment

UUT Setting				Applied Value		UUT Reading (dB)	IEC 61672 Class 1 Spec. (dB)
Range (dB)	Function	Frequency Weighting	Time Weighting	Level (dB)	Freq. (kHz)		
30 - 130	L <sub>A</sub>	A	Fast	94.00	1	94.0	± 1.1

- 6.1.2 Linearity

UUT Setting				Applied Value		UUT Reading (dB)
Range (dB)	Function	Frequency Weighting	Time Weighting	Level (dB)	Freq. (kHz)	
30 - 130	L <sub>A</sub>	A	Fast	94.00	1	94.0 (Ref.)
				104.00		104.0
				114.00		114.0

IEC 61672 Class 1 Spec. : ± 0.6 dB per 10 dB step and ± 1.1 dB for overall different.

The test equipment used for calibration are traceable to the Nation Standards as specified in this certificate. This certificate shall not be reproduced except in full, without the prior written approval of this laboratory.

本證書所載校正用之測試器材均可溯源至國際標準。局部複印本證書需先獲本實驗所書面批准。

# Certificate of Calibration

## 校正證書

Certificate No. : C185974  
證書編號

### 6.2 Time Weighting

UUT Setting				Applied Value		UUT Reading (dB)	IEC 61672 Class 1 Spec. (dB)
Range (dB)	Function	Frequency Weighting	Time Weighting	Level (dB)	Freq. (kHz)		
30 - 130	L <sub>A</sub>	A	Fast	94.00	1	94.0	Ref.
			Slow			94.0	± 0.3

### 6.3 Frequency Weighting

#### 6.3.1 A-Weighting

UUT Setting				Applied Value		UUT Reading (dB)	IEC 61672 Class 1 Spec. (dB)
Range (dB)	Function	Frequency Weighting	Time Weighting	Level (dB)	Freq.		
30 - 130	L <sub>A</sub>	A	Fast	94.00	63 Hz	67.7	-26.2 ± 1.5
					125 Hz	77.8	-16.1 ± 1.5
					250 Hz	85.3	-8.6 ± 1.4
					500 Hz	90.7	-3.2 ± 1.4
					1 kHz	94.0	Ref.
					2 kHz	95.2	+1.2 ± 1.6
					4 kHz	95.0	+1.0 ± 1.6
					8 kHz	92.9	-1.1 (+2.1 ; -3.1)
					12.5 kHz	89.6	-4.3 (+3.0 ; -6.0)

#### 6.3.2 C-Weighting

UUT Setting				Applied Value		UUT Reading (dB)	IEC 61672 Class 1 Spec. (dB)
Range (dB)	Function	Frequency Weighting	Time Weighting	Level (dB)	Freq.		
30 - 130	L <sub>C</sub>	C	Fast	94.00	63 Hz	93.1	-0.8 ± 1.5
					125 Hz	93.8	-0.2 ± 1.5
					250 Hz	94.0	0.0 ± 1.4
					500 Hz	94.0	0.0 ± 1.4
					1 kHz	94.0	Ref.
					2 kHz	93.8	-0.2 ± 1.6
					4 kHz	93.2	-0.8 ± 1.6
					8 kHz	91.0	-3.0 (+2.1 ; -3.1)
					12.5 kHz	87.6	-6.2 (+3.0 ; -6.0)

The test equipment used for calibration are traceable to the Nation Standards as specified in this certificate. This certificate shall not be reproduced except in full, without the prior written approval of this laboratory.

本證書所載校正用之測試器材均可溯源至國際標準。局部複印本證書需先獲本實驗室所書面批准。



# Certificate of Calibration

## 校正證書

Certificate No. : C185974  
證書編號

- Remarks : - UUT Microphone Model No. : UC-59 & S/N : 12128
- Mfr's Spec. : IEC 61672 Class 1
- Uncertainties of Applied Value :
- |        |                  |                          |
|--------|------------------|--------------------------|
| 94 dB  | : 63 Hz - 125 Hz | : ± 0.35 dB              |
|        | 250 Hz - 500 Hz  | : ± 0.30 dB              |
|        | 1 kHz            | : ± 0.20 dB              |
|        | 2 kHz - 4 kHz    | : ± 0.35 dB              |
|        | 8 kHz            | : ± 0.45 dB              |
|        | 12.5 kHz         | : ± 0.70 dB              |
| 104 dB | : 1 kHz          | : ± 0.10 dB (Ref. 94 dB) |
| 114 dB | : 1 kHz          | : ± 0.10 dB (Ref. 94 dB) |
- The uncertainties are for a confidence probability of not less than 95 %.

Note :

Only the original copy or the laboratory's certified true copy is valid.

The values given in this Certificate only relate to the values measured at the time of the test and any uncertainties quoted will not include allowance for the equipment long term drift, variations with environment changes, vibration and shock during transportation, overloading, mis-handling, or the capability of any other laboratory to repeat the measurement. Sun Creation Engineering Limited shall not be liable for any loss or damage resulting from the use of the equipment.

The test equipment used for calibration are traceable to the Nation Standards as specified in this certificate. This certificate shall not be reproduced except in full, without the prior written approval of this laboratory.

本證書所載校正用之測試器材均可溯源至國際標準。局部複印本證書需先獲本實驗所書面批准。



# Certificate of Calibration 校正證書

Certificate No. : C192695  
證書編號

ITEM TESTED / 送檢項目 (Job No. / 序引編號 : IC19-0995)      Date of Receipt / 收件日期 : 17 May 2019  
Description / 儀器名稱 : Precision Acoustic Calibrator  
Manufacturer / 製造商 : LARSON DAVIS  
Model No. / 型號 : CAL200  
Serial No. / 編號 : 11333  
Supplied By / 委託者 : Envirotech Services Co.  
Room 113, 1/F, My Loft, 9 Hoi Wing Road, Tuen Mun,  
New Territories, Hong Kong

## TEST CONDITIONS / 測試條件

Temperature / 溫度 :  $(23 \pm 2)^{\circ}\text{C}$       Relative Humidity / 相對濕度 :  $(50 \pm 25)\%$   
Line Voltage / 電壓 : ---

## TEST SPECIFICATIONS / 測試規範

Calibration check


DATE OF TEST / 測試日期 : 26 May 2019

## TEST RESULTS / 測試結果

The results apply to the particular unit-under-test only.  
The results do not exceed manufacturer's specification.  
The results are detailed in the subsequent page(s).

The test equipment used for calibration are traceable to National Standards via :

- The Government of The Hong Kong Special Administrative Region Standard & Calibration Laboratory
- The Bruel & Kjaer Calibration Laboratory, Denmark
- Agilent Technologies / Keysight Technologies
- Fluke Everett Service Center, USA

Tested By :   
測試 : \_\_\_\_\_  
H T Wong  
Technical Officer

Certified By :   
核證 : \_\_\_\_\_  
K O Lee  
Engineer

Date of Issue : 29 May 2019  
簽發日期

The test equipment used for calibration are traceable to the Nation Standards as specified in this certificate. This certificate shall not be reproduced except in full, without the prior written approval of this laboratory.

本證書所載校正用之測試器材均可溯源至國際標準。局部複印本證書需先獲本實驗所書面批准。



# Certificate of Calibration

## 校正證書

Certificate No. : C192695  
證書編號

- The unit-under-test (UUT) was allowed to stabilize in the laboratory for over 12 hours before the commencement of the test.
- The results presented are the mean of 3 measurements at each calibration point.
- Test equipment :

<u>Equipment ID</u>	<u>Description</u>	<u>Certificate No.</u>
CL130	Universal Counter	C183775
CL281	Multifunction Acoustic Calibrator	CDK1806821
TST150A	Measuring Amplifier	C181288

- Test procedure : MA100N.

- Results :

### 5.1 Sound Level Accuracy

UUT Nominal Value	Measured Value (dB)	Mfr's Spec. (dB)	Uncertainty of Measured Value (dB)
94 dB, 1 kHz	93.8	± 0.2	± 0.2
114 dB, 1 kHz	113.8		

### 5.2 Frequency Accuracy

UUT Nominal Value (kHz)	Measured Value (kHz)	Mfr's Spec.	Uncertainty of Measured Value (Hz)
1	1.000	1 kHz ± 1 %	± 1

Remark : The uncertainties are for a confidence probability of not less than 95 %.

Note :

Only the original copy or the laboratory's certified true copy is valid.

The values given in this Certificate only relate to the values measured at the time of the test and any uncertainties quoted will not include allowance for the equipment long term drift, variations with environment changes, vibration and shock during transportation, overloading, mis-handling, or the capability of any other laboratory to repeat the measurement. Sun Creation Engineering Limited shall not be liable for any loss or damage resulting from the use of the equipment.

The test equipment used for calibration are traceable to the Nation Standards as specified in this certificate. This certificate shall not be reproduced except in full, without the prior written approval of this laboratory.

本證書所載校正用之測試器材均可溯源至國際標準。局部複印本證書需先獲本實驗所書面批准。

Sun Creation Engineering Limited – Calibration & Testing Laboratory

c/o 4/F, 1 Hing On Lane, Tuen Mun, New Territories, Hong Kong

輝創工程有限公司 – 校正及檢測實驗室

c/o 香港新界屯門興安里一號四樓

Tel/電話: (852) 2927 2606

Fax/傳真: (852) 2744 8986

E-mail/電郵: callab@suncreation.com

Website/網址: www.suncreation.com



專業化驗有限公司  
QUALITY PRO TEST-CONSULT LIMITED

Unit 10, 14/F, Wah Wai Centre, 38-40 Au Pui Wan St., Fotan, Hong Kong  
Email: info@qualityprotest.com; Website: www.qualityprotest.com  
Tel: (852) 3956 8717; Fax: (852) 3956 3928

## REPORT OF EQUIPMENT PERFORMANCE CHECK/ CALIBRATION

Report No. : AI080035  
Date of Issue : 06 Aug, 2019  
Page No. : 1 of 2

### PART A – CUSTOMER INFORMATION

Enovative Environmental Service Ltd.  
Flat 2207, Yu Fun House,  
Yu Chui Court, Shatin  
New Territories, Hong Kong  
Attn: Mr. Thomas WONG

### PART B – DESCRIPTION

Name of Equipment : YSI 6920V2 (Multi-Parameters)  
Manufacturer : YSI (a xylem brand)  
Serial Number : 18A104824  
Date of Received : Aug 02, 2019  
Date of Calibration : Aug 02, 2019  
Date of Next Calibration<sup>(a)</sup> : Nov 02, 2019

### PART C – REFERENCE METHODS/ DOCUMENTS FOR THE CALIBRATION

<u>Parameter</u>	<u>Reference Method</u>
pH at 25°C	APHA 21e 4500-H <sup>+</sup> B
Dissolved Oxygen	APHA 21e 4500-O G
Conductivity at 25°C	APHA 21e 2510 B
Salinity	APHA 21e 2520 B
Turbidity	APHA 21e 2130 B
Temperature	Section 6 of international Accreditation New Zealand Technical Guide no. 3 Second edition March 2008: Working Thermometer Calibration Procedure.

### PART D – CALIBRATION RESULTS<sup>(b,c)</sup>

#### (1) pH at 25°C

Target (pH unit)	Displayed Reading <sup>(d)</sup> (pH Unit)	Tolerance <sup>(e)</sup> (pH Unit)	Results
4.00	4.01	0.01	Satisfactory
7.42	7.44	0.02	Satisfactory
10.01	10.00	-0.01	Satisfactory

Tolerance of pH should be less than  $\pm 0.20$  (pH unit)

#### (2) Temperature


Reading of Ref. thermometer (°C)	Displayed Reading (°C)	Tolerance (°C)	Results
11.5	11.4	-0.1	Satisfactory
26.0	25.9	-0.1	Satisfactory
51.5	52.0	0.5	Satisfactory

Tolerance limit of temperature should be less than  $\pm 2.0$  (°C)

~ CONTINUED ON NEXT PAGE ~

#### Remark(s): -

- <sup>(a)</sup> The "Date of Next Calibration" is recommended according to best practice principals as practiced by QPT or quoted from relevant international standards.  
<sup>(b)</sup> The results relate only to the calibrated equipment as received  
<sup>(c)</sup> The performance of the equipment stated in this report is checked with independent reference material and results compared against a calibrated secondary source.  
<sup>(d)</sup> "Displayed Reading" denotes the figure shown on item under calibration/ checking regardless of equipment precision or significant figures.  
<sup>(e)</sup> The "Tolerance Limit" mentioned is referenced to YSI product specifications.

  
LEE Chun-ning, Desmond  
Senior Chemist





## REPORT OF EQUIPMENT PERFORMANCE CHECK/ CALIBRATION

Report No. : AI080035  
Date of Issue : 06 Aug, 2019  
Page No. : 2 of 2

### PART D – CALIBRATION RESULTS (Cont'd)

#### (3) Dissolved Oxygen

Expected Reading (mg/L)	Displayed Reading (mg/L)	Tolerance (mg/L)	Results
0.01	0.26	0.25	Satisfactory
1.68	1.82	0.14	Satisfactory
4.52	4.83	0.21	Satisfactory
7.84	8.04	0.20	Satisfactory

Tolerance limit of dissolved oxygen should be less than  $\pm 0.50$  (mg/L)

#### (4) Conductivity at 25°C

Conc. of KCl (M)	Expected Reading ( $\mu\text{S}/\text{cm}$ )	Displayed Reading ( $\mu\text{S}/\text{cm}$ )	Tolerance (%)	Results
0.001	146.9	144.3	-1.8	Satisfactory
0.01	1412	1394	-1.3	Satisfactory
0.1	12890	12677	-1.7	Satisfactory
0.5	58670	58642	0.0	Satisfactory
1.0	111900	112012	0.1	Satisfactory

Tolerance limit of conductivity should be less than  $\pm 10.0$  (%)

#### (5) Salinity

Expected Reading (g/L)	Displayed Reading (g/L)	Tolerance (%)	Results
10	10.06	0.6	Satisfactory
20	20.22	1.1	Satisfactory
30	30.17	0.6	Satisfactory

Tolerance limit of salinity should be less than  $\pm 10.0$  (%)

#### (6) Turbidity

Expected Reading (NTU)	Displayed Reading <sup>(1)</sup> (NTU)	Tolerance <sup>(2)</sup> (%)	Results
0	0.01	--	Satisfactory
10	10.04	0.4	Satisfactory
20	20.09	0.4	Satisfactory
100	100.19	0.2	Satisfactory
800	801.44	0.2	Satisfactory

Tolerance limit of turbidity should be less than  $\pm 10.0$  (%)

~ END OF REPORT ~

#### Remark(s): -

<sup>(1)</sup> "Displayed Reading" presents the figures shown on item under calibration/ checking regardless of equipment precision or significant figures.

<sup>(2)</sup> The "Tolerance Limit" mentioned is the acceptance criteria applicable for similar equipment used by Quality Pro Test-Consult Ltd. or quoted from relevant international standards.



# REPORT OF EQUIPMENT PERFORMANCE CHECK/ CALIBRATION

Report No. : AI080036  
 Date of Issue : 06 Aug, 2019  
 Page No. : 1 of 2

## PART A – CUSTOMER INFORMATION

Enovative Environmental Service Ltd.  
 Flat 2207, Yu Fun House,  
 Yu Chui Court, Shatin  
 New Territories, Hong Kong  
 Attn: Mr. Thomas WONG

## PART B – DESCRIPTION

Name of Equipment : YSI 6920V2 (Multi-Parameters)  
 Manufacturer : YSI (a xylem brand)  
 Serial Number : 17H105557  
 Date of Received : Aug 02, 2019  
 Date of Calibration : Aug 02, 2019  
 Date of Next Calibration<sup>(a)</sup> : Nov 02, 2019

## PART C – REFERENCE METHODS/ DOCUMENTS FOR THE CALIBRATION

Parameter	Reference Method
pH at 25°C	APHA 21e 4500-H <sup>+</sup> B
Dissolved Oxygen	APHA 21e 4500-O G
Conductivity at 25°C	APHA 21e 2510 B
Salinity	APHA 21e 2520 B
Turbidity	APHA 21e 2130 B
Temperature	Section 6 of international Accreditation New Zealand Technical Guide no. 3 Second edition March 2008: Working Thermometer Calibration Procedure.

## PART D – CALIBRATION RESULTS<sup>(b,c)</sup>

### (1) pH at 25°C

Target (pH unit)	Displayed Reading <sup>(d)</sup> (pH Unit)	Tolerance <sup>(e)</sup> (pH Unit)	Results
4.00	3.98	-0.02	Satisfactory
7.42	7.40	-0.02	Satisfactory
10.01	10.01	0.00	Satisfactory

Tolerance of pH should be less than ±0.20 (pH unit)

### (2) Temperature


Reading of Ref. thermometer (°C)	Displayed Reading (°C)	Tolerance (°C)	Results
11.5	11.3	-0.2	Satisfactory
26.0	25.9	-0.1	Satisfactory
51.5	52.0	0.5	Satisfactory

Tolerance limit of temperature should be less than ±2.0 (°C)

~ CONTINUED ON NEXT PAGE ~

#### Remark(s): -

- <sup>(a)</sup> The "Date of Next Calibration" is recommended according to best practice principals as practiced by QPT or quoted from relevant international standards.  
<sup>(b)</sup> The results relate only to the calibrated equipment as received  
<sup>(c)</sup> The performance of the equipment stated in this report is checked with independent reference material and results compared against a calibrated secondary source.  
<sup>(d)</sup> "Displayed Reading" denotes the figure shown on item under calibration/ checking regardless of equipment precision or significant figures.  
<sup>(e)</sup> The "Tolerance Limit" mentioned is referenced to YSI product specifications.

  
 LEE Chun-ning, Desmond  
 Senior Chemist



## REPORT OF EQUIPMENT PERFORMANCE CHECK/ CALIBRATION

Report No. : AI080036  
Date of Issue : 06 Aug, 2019  
Page No. : 2 of 2

### PART D – CALIBRATION RESULTS (Cont'd)

#### (3) Dissolved Oxygen

Expected Reading (mg/L)	Displayed Reading (mg/L)	Tolerance (mg/L)	Results
0.01	0.27	0.26	Satisfactory
1.68	1.75	0.07	Satisfactory
4.52	4.81	0.29	Satisfactory
7.84	8.00	0.16	Satisfactory

Tolerance limit of dissolved oxygen should be less than  $\pm 0.50$  (mg/L)

#### (4) Conductivity at 25°C

Conc. of KCl (M)	Expected Reading ( $\mu\text{S}/\text{cm}$ )	Displayed Reading ( $\mu\text{S}/\text{cm}$ )	Tolerance (%)	Results
0.001	146.9	152.6	3.9	Satisfactory
0.01	1412	1389	-1.6	Satisfactory
0.1	12890	12452	-3.4	Satisfactory
0.5	58670	58588	-0.1	Satisfactory
1.0	111900	111882	0.0	Satisfactory

Tolerance limit of conductivity should be less than  $\pm 10.0$  (%)

#### (5) Salinity

Expected Reading (g/L)	Displayed Reading (g/L)	Tolerance (%)	Results
10	10.08	0.8	Satisfactory
20	20.35	1.8	Satisfactory
30	30.00	0.0	Satisfactory

Tolerance limit of salinity should be less than  $\pm 10.0$  (%)

#### (6) Turbidity

Expected Reading (NTU)	Displayed Reading <sup>(f)</sup> (NTU)	Tolerance <sup>(g)</sup> (%)	Results
0	0.00	--	Satisfactory
10	10.03	0.3	Satisfactory
20	20.11	0.5	Satisfactory
100	100.07	0.1	Satisfactory
800	800.35	0.0	Satisfactory

Tolerance limit of turbidity should be less than  $\pm 10.0$  (%)

~ END OF REPORT ~

#### Remark(s): -

<sup>(f)</sup> "Displayed Reading" presents the figures shown on item under calibration/ checking regardless of equipment precision or significant figures.

<sup>(g)</sup> The "Tolerance Limit" mentioned is the acceptance criteria applicable for similar equipment used by Quality Pro Test-Consult Ltd. or quoted from relevant international standards.