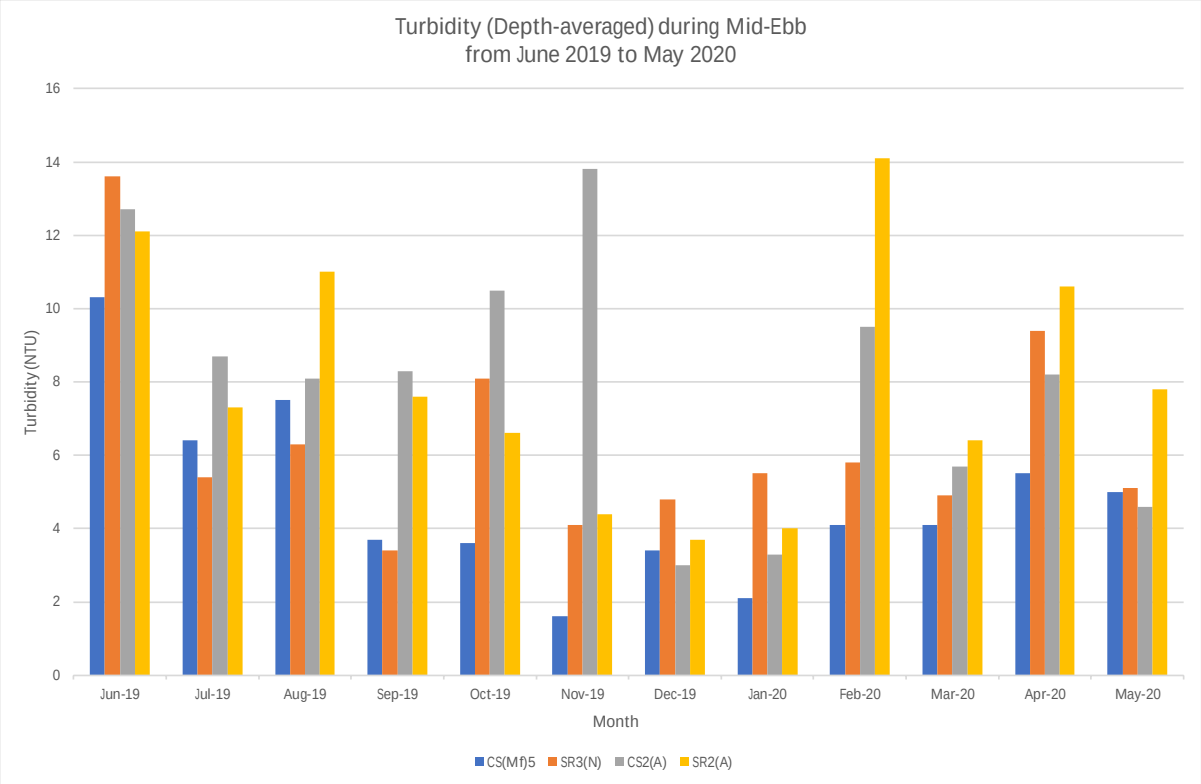
Turbidity (Depth-averaged) during Mid-Ebb
from June 2019 to May 2020
Turbidity (NTU)
16
14
12
10
8
6
4
2
0
Jun-19
Jul-19
Aug-19
Sep-19
Oct-19
Nov-19
Dec-19
Jan-20
Feb-20
Mar-20
Apr-20
May-20
Month
CS(Mf)5
SR3(N)
CS2(A)
SR2(A)

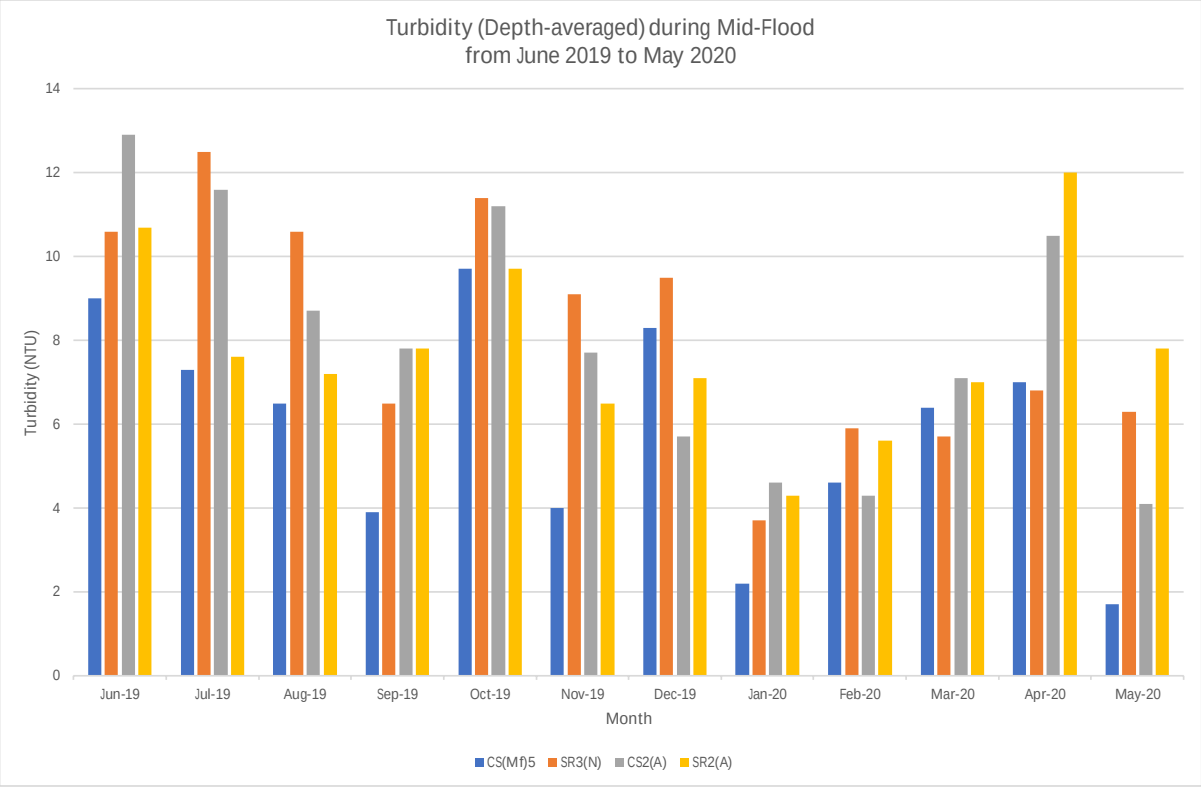
Turbidity (Depth-averaged) during Mid-Flood
from June 2019 to May 2020
Turbidity (NTU)
14
12
10
8
6
4
2
0
Jun-19
Jul-19
Aug-19
Sep-19
Oct-19
Nov-19
Dec-19
Jan-20
Feb-20
Mar-20
Apr-20
May-20
Month
CS(Mf)5
SR3(N)
CS2(A)
SR2(A)

Suspended Solids (Depth-averaged) during Mid-Ebb
from June 2019 to May 2020
Concentration (mg/L)
25
20
15
10
5
0
Jun-19
Jul-19
Aug-19
Sep-19
Oct-19
Nov-19
Dec-19
Jan-20
Feb-20
Mar-20
Apr-20
May-20
Month
CS(Mf)5
SR3(N)
CS2(A)
SR2(A)

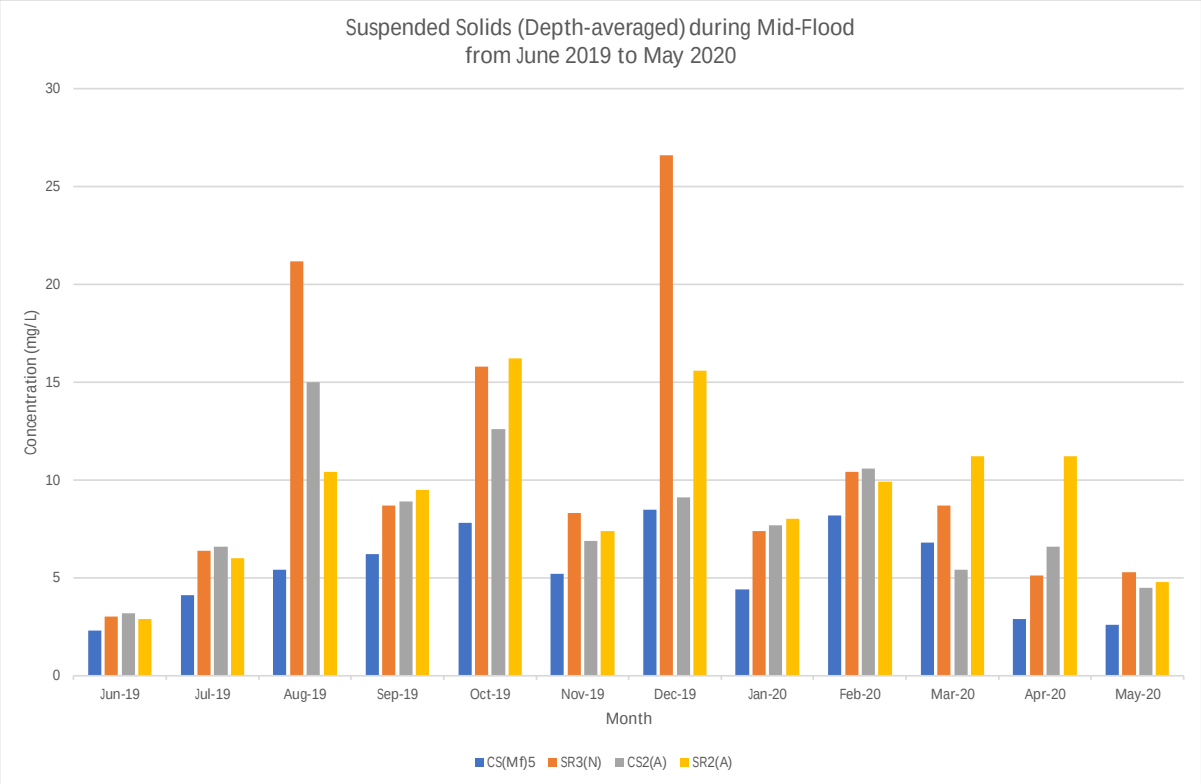
Suspended Solids (Depth-averaged) during Mid-Flood
from June 2019 to May 2020
Concentration (mg/L)
30
25
20
15
10
5
0
Jun-19
Jul-19
Aug-19
Sep-19
Oct-19
Nov-19
Dec-19
Jan-20
Feb-20
Mar-20
Apr-20
May-20
Month
CS(Mf)5
SR3(N)
CS2(A)
SR2(A)

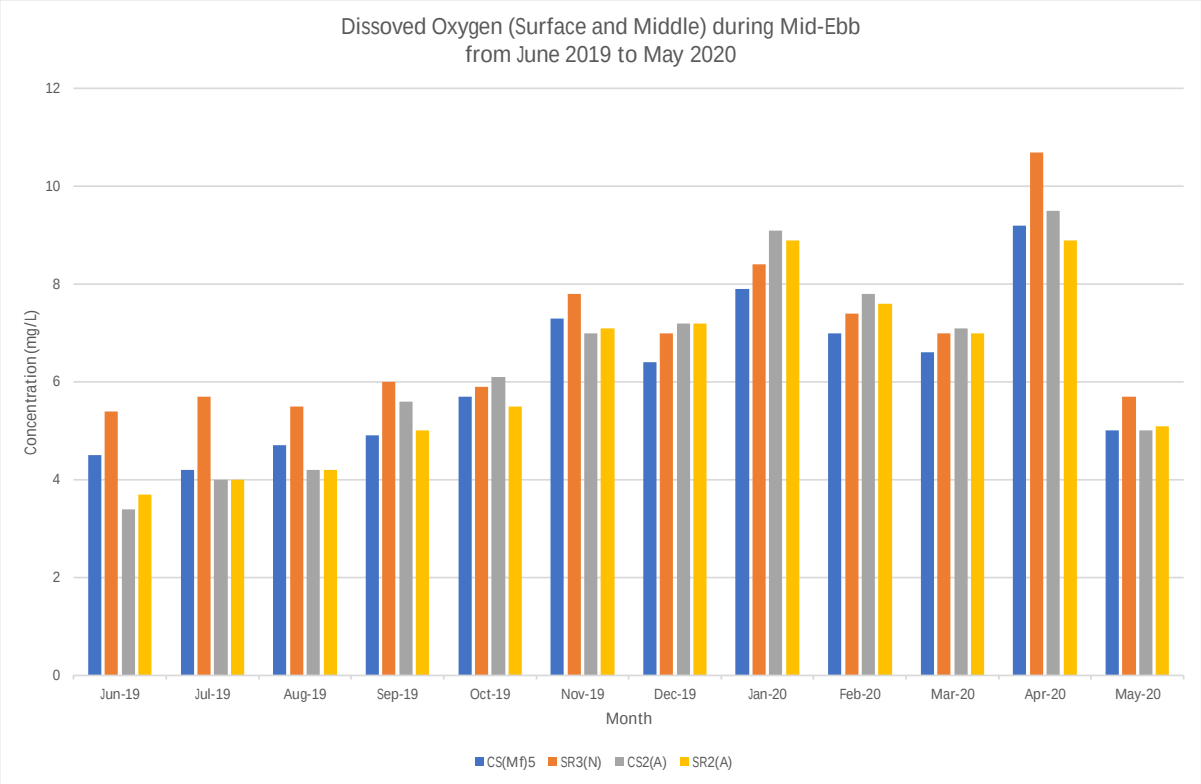
Dissoved Oxygen (Surface and Middle) during Mid-Ebb
from June 2019 to May 2020
Concentration (mg/L)
0
2
4
6
8
10
12
Jun-19
Jul-19
Aug-19
Sep-19
Oct-19
Nov-19
Dec-19
Jan-20
Feb-20
Mar-20
Apr-20
May-20
Month
CS(Mf)5
SR3(N)
CS2(A)
SR2(A)

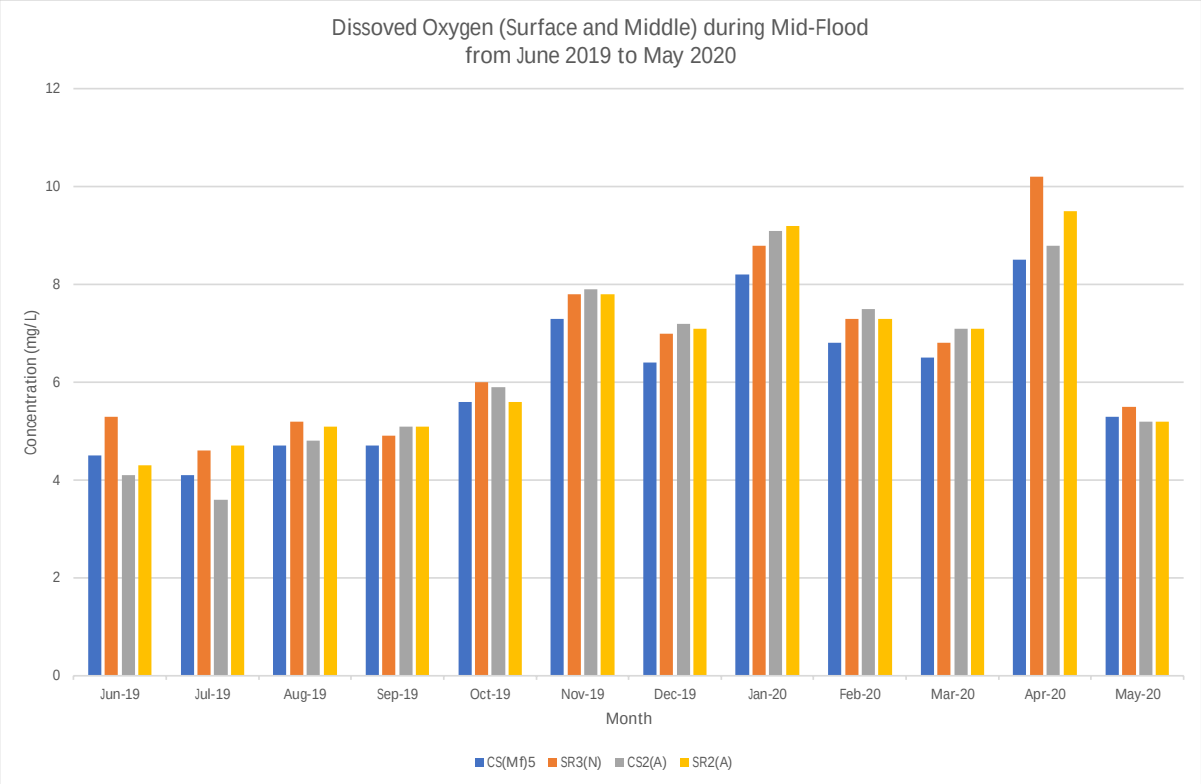
Dissoved Oxygen (Surface and Middle) during Mid-Flood
from June 2019 to May 2020
Concentration (mg/L)
0
2
4
6
8
10
12
Jun-19
Jul-19
Aug-19
Sep-19
Oct-19
Nov-19
Dec-19
Jan-20
Feb-20
Mar-20
Apr-20
May-20
Month
CS(Mf)5
SR3(N)
CS2(A)
SR2(A)

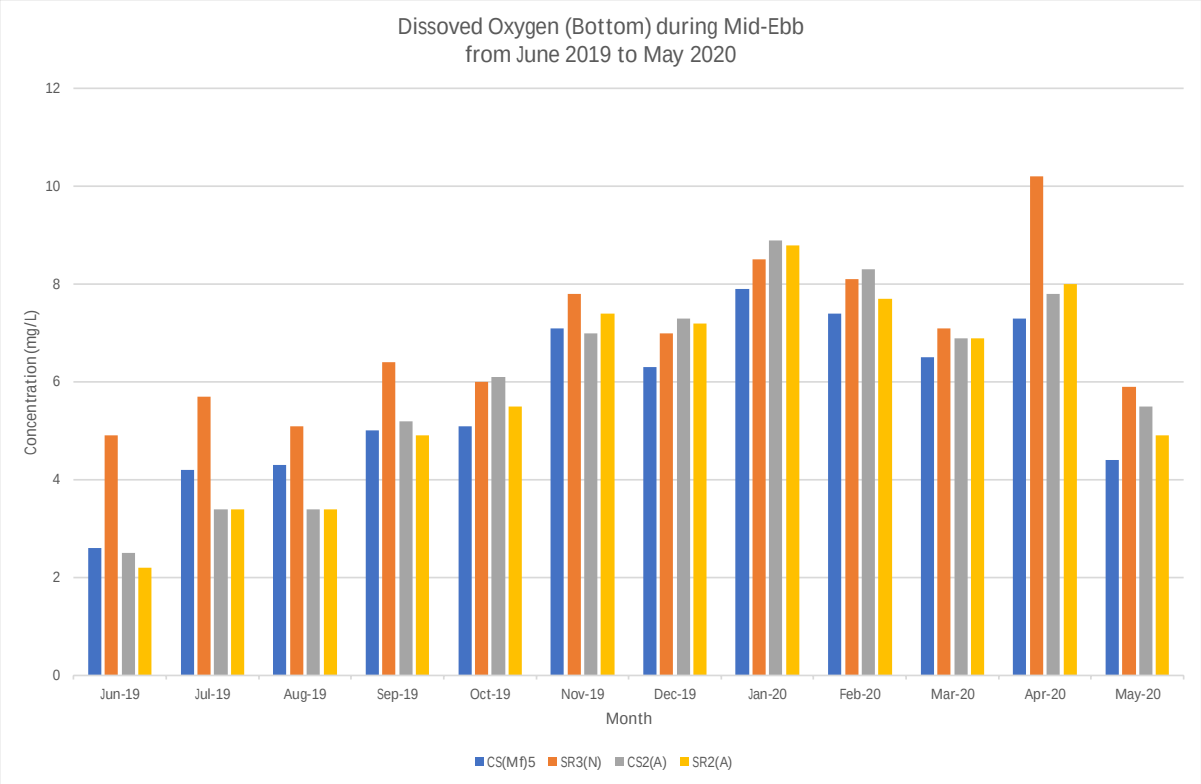
Dissoved Oxygen (Bottom) during Mid-Ebb
from June 2019 to May 2020
Concentration (mg/L)
0
2
4
6
8
10
12
Jun-19
Jul-19
Aug-19
Sep-19
Oct-19
Nov-19
Dec-19
Jan-20
Feb-20
Mar-20
Apr-20
May-20
Month
CS(Mf)5
SR3(N)
CS2(A)
SR2(A)

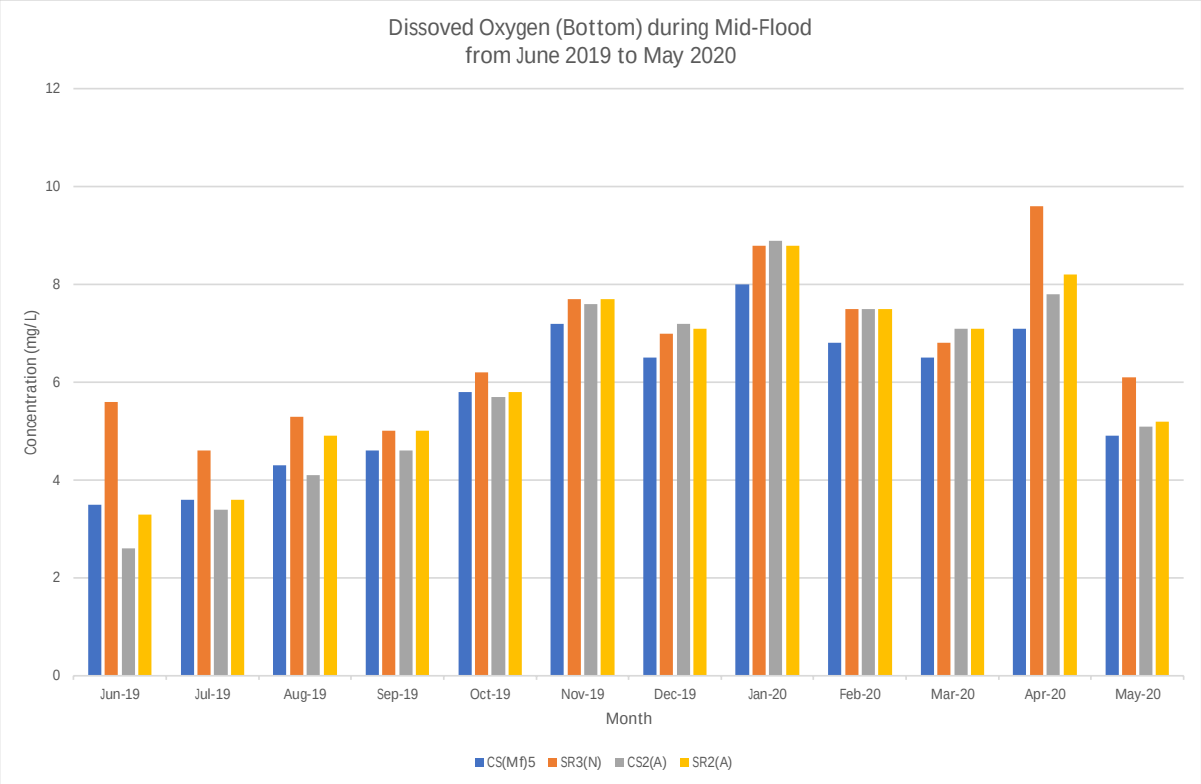
Dissoved Oxygen (Bottom) during Mid-Flood
from June 2019 to May 2020
Concentration (mg/L)
0
2
4
6
8
10
12
Jun-19
Jul-19
Aug-19
Sep-19
Oct-19
Nov-19
Dec-19
Jan-20
Feb-20
Mar-20
Apr-20
May-20
Month
CS(Mf)5
SR3(N)
CS2(A)
SR2(A)