

# 1-hour TSP Monitoring Result for Hong Kong-Zhuhai-Macao Bridge Hong Kong Boundary Crossing Facilities – Phase 2 and Other Works

## AMS2 - Tung Chung Development Pier

Date	Weather Condition	Start Time	1-hour TSP ( $\mu\text{g}/\text{m}^3$ )			Action Level ( $\mu\text{g}/\text{m}^3$ )	Limit Level ( $\mu\text{g}/\text{m}^3$ )
			1st Measurement	2nd Measurement	3rd Measurement		
4-Aug-20	Fine	10:00	64	80	72	374	500
10-Aug-20	Fine	11:46	26	24	30		
15-Aug-20	Fine	10:32	26	22	24		
21-Aug-20	Fine	09:45	26	32	30		
27-Aug-20	Fine	10:04	54	42	46		
		Min	22				
		Max	80				
		Average	40				

## AMS3C - Ying Tung Estate Market Rooftop

Date	Weather Condition	Start Time	1-hour TSP ( $\mu\text{g}/\text{m}^3$ )			Action Level ( $\mu\text{g}/\text{m}^3$ )	Limit Level ( $\mu\text{g}/\text{m}^3$ )
			1st Measurement	2nd Measurement	3rd Measurement		
4-Aug-20	Fine	09:30	54	58	62	368	500
10-Aug-20	Fine	12:30	24	28	32		
15-Aug-20	Fine	10:58	24	26	28		
21-Aug-20	Fine	10:39	38	44	48		
27-Aug-20	Fine	09:33	58	62	52		
		Min	24				
		Max	62				
		Average	43				

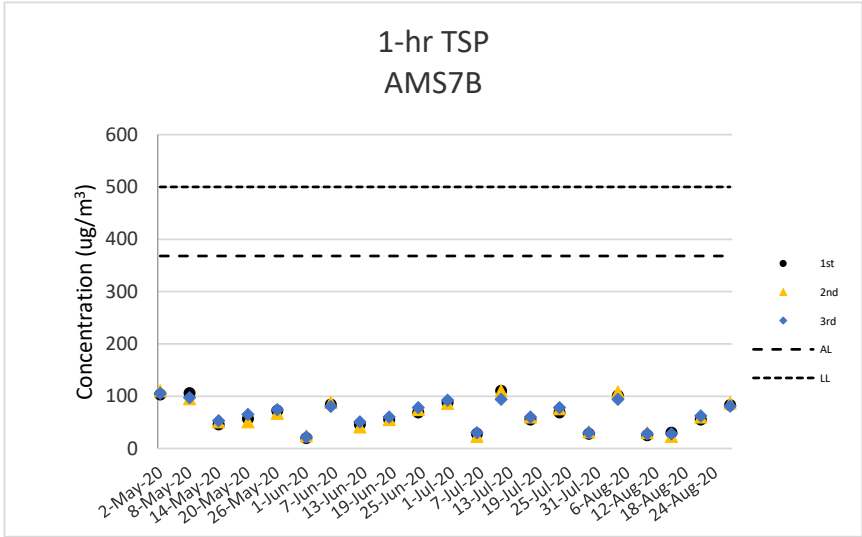
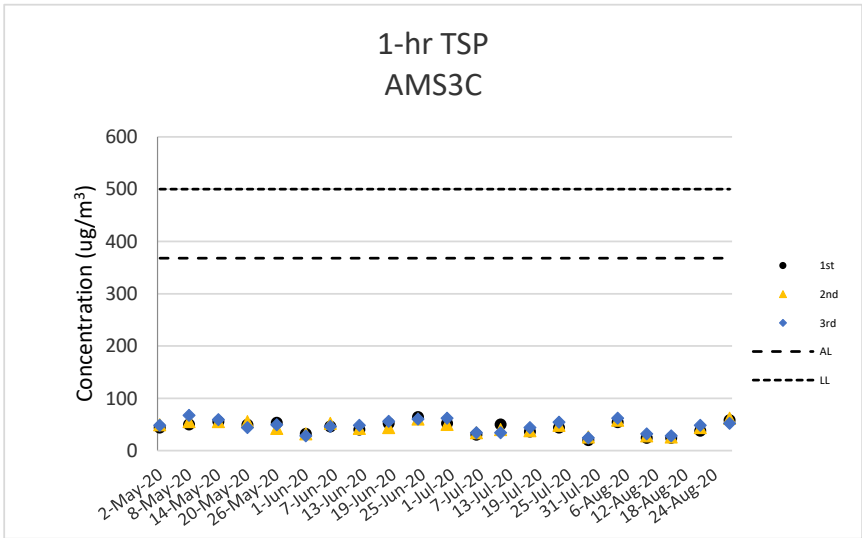
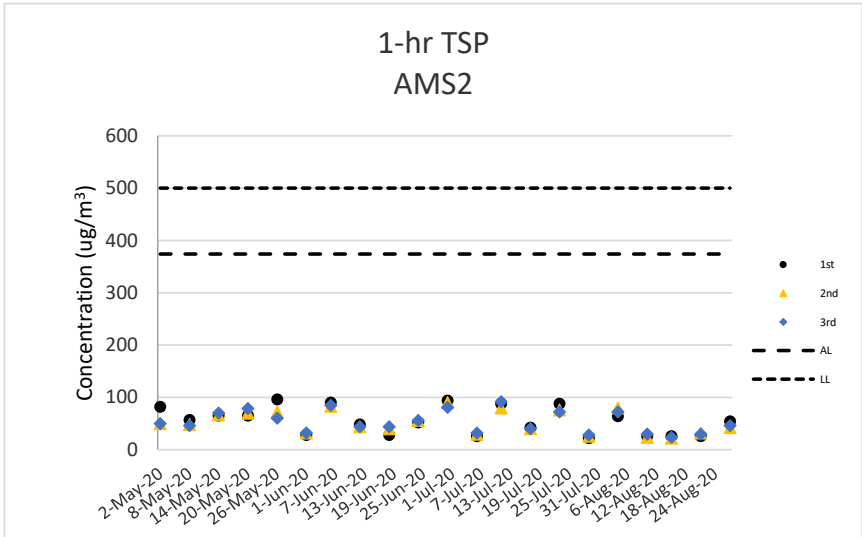
## AMS7B - 3RS Site Offices

Date	Weather Condition	Start Time	1-hour TSP ( $\mu\text{g}/\text{m}^3$ )			Action Level ( $\mu\text{g}/\text{m}^3$ )	Limit Level ( $\mu\text{g}/\text{m}^3$ )
			1st Measurement	2nd Measurement	3rd Measurement		
4-Aug-20	Fine	09:00	101	108	94	370	500
10-Aug-20	Fine	11:15	25	30	28		
15-Aug-20	Fine	10:03	30	23	28		
21-Aug-20	Fine	10:20	55	60	62		
27-Aug-20	Fine	09:10	83	87	81		
		Min	23				
		Max	108				
		Average	60				

Note:

Underline: Exceedance of Action Level

**Underline and Bold**: Exceedance of Limit Level



**24-hour TSP Monitoring Result for  
Hong Kong-Zhuhai-Macao Bridge  
Hong Kong Boundary Crossing Facilities – Phase 2 and Other Works**

**AMS2 - Tung Chung Development Pier**

Start Date	Weather Condition	Air Temperature (K)	Atmospheric Pressure, Pa (mmHg)	Filter Weight (g)		Particulate weight (g)	Sampling Time(hrs)	Flow Rate (m <sup>3</sup> /min.)		Average flow (m <sup>3</sup> /min.)	Total volume (m <sup>3</sup> )	Conc. (ug/m <sup>3</sup> )	Action Level (ug/m <sup>3</sup> )	Limit Level (ug/m <sup>3</sup> )
				Initial	Final			Initial	Final					
4-Aug-20	Fine	300.5	753.1	2.7137	2.7482	0.0345	24	1.24	1.25	1.24	1791.1	19	176	260
10-Aug-20	Fine	303.0	753.3	2.7310	2.7709	0.0399	24	1.54	1.56	1.55	2235.4	18		
15-Aug-20	Fine	302.8	756.5	2.7016	2.7360	0.0344	24	1.24	1.25	1.24	1789.8	19		
21-Aug-20	Fine	302.8	756.8	2.7029	2.7985	0.0956	24	1.24	1.25	1.24	1789.9	53		
27-Aug-20	Fine	301.5	750.4	2.7061	2.8103	0.1042	24	1.18	1.20	1.19	1712.4	61		
											Min	18		
											Max	61		
											Average	34		

**AMS3C - Ying Tung Estate Market Rooftop**

Start Date	Weather Condition	Air Temperature (K)	Atmospheric Pressure, Pa (mmHg)	Filter Weight (g)		Particulate weight (g)	Sampling Time(hrs)	Flow Rate (m <sup>3</sup> /min.)		Average flow (m <sup>3</sup> /min.)	Total volume (m <sup>3</sup> )	Conc. (ug/m <sup>3</sup> )	Action Level (ug/m <sup>3</sup> )	Limit Level (ug/m <sup>3</sup> )
				Initial	Final			Initial	Final					
4-Aug-20	Fine	300.5	753.1	2.6981	2.7342	0.0361	24	1.08	1.09	1.09	1567.7	23	167	260
10-Aug-20	Fine	303.0	753.3	2.7352	2.8067	0.0715	24	1.08	1.09	1.09	1563.7	46		
15-Aug-20	Fine	302.8	756.5	2.6957	2.7394	0.0437	24	1.01	1.03	1.02	1470.4	30		
21-Aug-20	Fine	302.8	756.8	2.7013	2.8050	0.1037	24	1.01	1.03	1.02	1470.6	71		
27-Aug-20	Fine	301.5	750.4	2.7025	2.7646	0.0621	24	1.23	1.24	1.24	1779.8	35		
											Min	23		
											Max	71		
											Average	41		

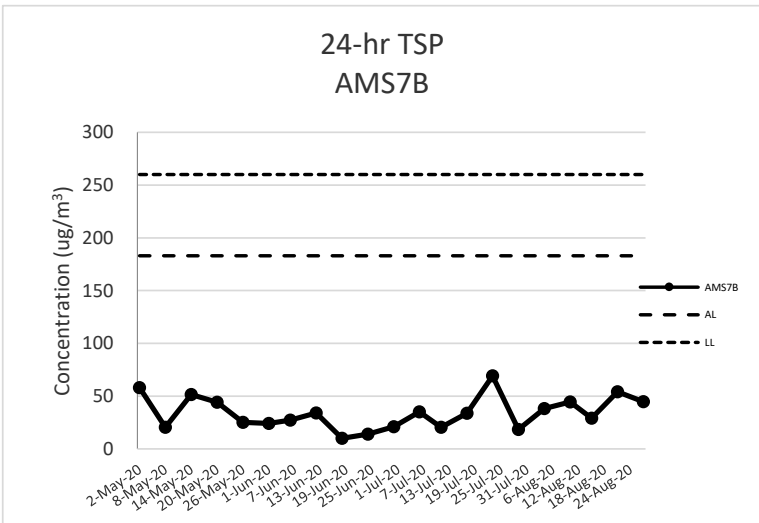
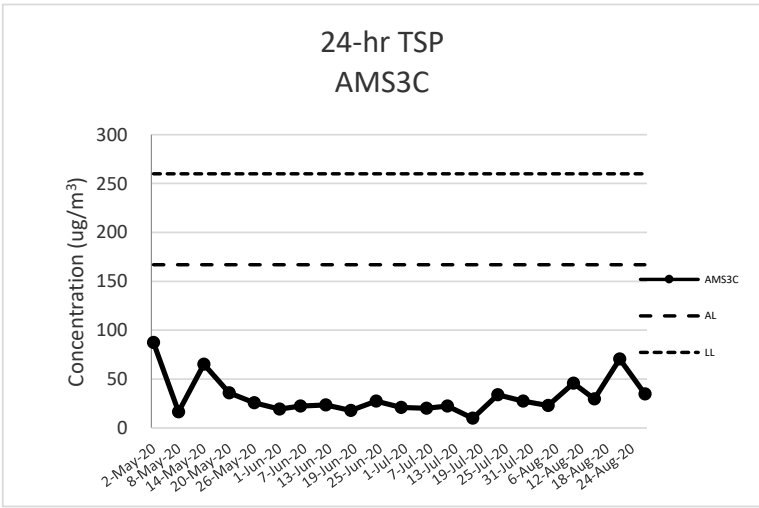
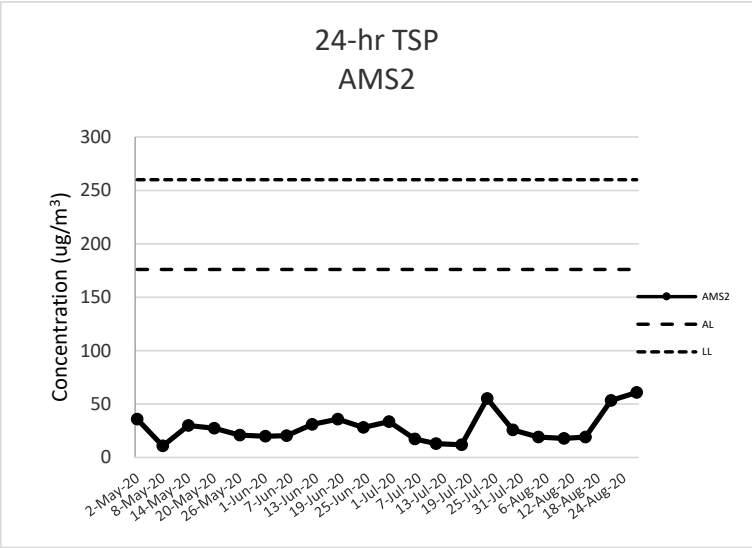
**AMS7B - 3RS Site Offices**

Start Date	Weather Condition	Air Temperature (K)	Atmospheric Pressure, Pa (mmHg)	Filter Weight (g)		Particulate weight (g)	Sampling Time(hrs)	Flow Rate (m <sup>3</sup> /min.)		Average flow (m <sup>3</sup> /min.)	Total volume (m <sup>3</sup> )	Conc. (ug/m <sup>3</sup> )	Action Level (ug/m <sup>3</sup> )	Limit Level (ug/m <sup>3</sup> )
				Initial	Final			Initial	Final					
4-Aug-20	Fine	300.5	753.1	2.6972	2.7763	0.0791	24	1.43	1.44	1.43	2065.0	38	183	260
10-Aug-20	Fine	303.0	753.3	2.7199	2.8118	0.0919	24	1.42	1.44	1.43	2060.8	45		
15-Aug-20	Fine	302.8	756.5	2.6925	2.7523	0.0598	24	1.43	1.44	1.43	2063.4	29		
21-Aug-20	Fine	302.8	756.8	2.7024	2.8142	0.1118	24	1.43	1.44	1.43	2063.6	54		
27-Aug-20	Fine	301.5	750.4	2.7037	2.7860	0.0823	24	1.27	1.28	1.28	1837.8	45		
											Min	29		
											Max	54		
											Average	42		

Note:

Underline: Exceedance of Action Level

Underline and Bold: Exceedance of Limit Level



**Noise Impact Monitoring Result for  
Hong Kong-Zhuhai-Macao Bridge  
Hong Kong Boundary Crossing Facilities – Phase 2 and Other Works**

**NMS2 - Seaview Crescent**

Date	Start Time	L <sub>eq</sub> 30min dB(A)	L <sub>10</sub> dB(A)	L <sub>90</sub> dB(A)	Wind Speed (m/s)	Weather	Limit Level dB(A)
4-Aug-20	11:10	64	67	57	0.4	Fine	75
10-Aug-20	10:35	65	67	63	0.3	Fine	75
21-Aug-20	11:33	64	67	53	0.6	Fine	75
27-Aug-20	11:18	62	63	58	0.7	Fine	75
	<b>Max</b>	65					
	<b>Min</b>	62					

**NMS3C - Ying Tung Estate Refuse Collection Point**

Date	Start Time	L <sub>eq</sub> 30min dB(A)	L <sub>10</sub> dB(A)	L <sub>90</sub> dB(A)	Wind Speed (m/s)	Weather	Limit Level dB(A)
4-Aug-20	10:10	62	65	60	0.0	Fine	70
10-Aug-20	12:28	69	71	66	0.0	Fine	70
21-Aug-20	10:40	68	70	57	0.3	Fine	70
27-Aug-20	10:17	63	66	61	0.0	Fine	70
	<b>Max</b>	69					
	<b>Min</b>	62					

Note:

NMS2: Façade Measurement

NMS3C: Free-field measurement (+3dB(A) correction has been applied), reduction to 65dB(A) during school examination periods will be applied.

No raining or wind with speed over 5 m/s was observed during noise monitoring according to the onsite observation.

