

1-hour TSP Monitoring Result for Hong Kong-Zhuhai-Macao Bridge Hong Kong Boundary Crossing Facilities – Phase 2 and Other Works

AMS2 - Tung Chung Development Pier

Date	Weather Condition	Start Time	1-hour TSP ($\mu\text{g}/\text{m}^3$)			Action Level ($\mu\text{g}/\text{m}^3$)	Limit Level ($\mu\text{g}/\text{m}^3$)
			1st Measurement	2nd Measurement	3rd Measurement		
3-Dec-20	Fine	09:12	48	52	46	374	500
9-Dec-20	Fine	09:18	30	32	36		
15-Dec-20	Fine	12:10	64	70	74		
21-Dec-20	Fine	09:00	56	52	48		
24-Dec-20	Fine	09:08	62	52	58		
30-Dec-20	Fine	10:15	56	60	60		
		Min	30				
		Max	74				
		Average	53				

AMS3C - Ying Tung Estate Market Rooftop

Date	Weather Condition	Start Time	1-hour TSP ($\mu\text{g}/\text{m}^3$)			Action Level ($\mu\text{g}/\text{m}^3$)	Limit Level ($\mu\text{g}/\text{m}^3$)
			1st Measurement	2nd Measurement	3rd Measurement		
3-Dec-20	Fine	09:34	52	58	58	368	500
9-Dec-20	Fine	09:30	44	40	46		
15-Dec-20	Fine	12:45	74	72	74		
21-Dec-20	Fine	09:30	50	54	58		
24-Dec-20	Fine	09:37	56	58	66		
30-Dec-20	Fine	10:37	68	72	66		
		Min	40				
		Max	74				
		Average	59				

AMS7B - 3RS Site Offices

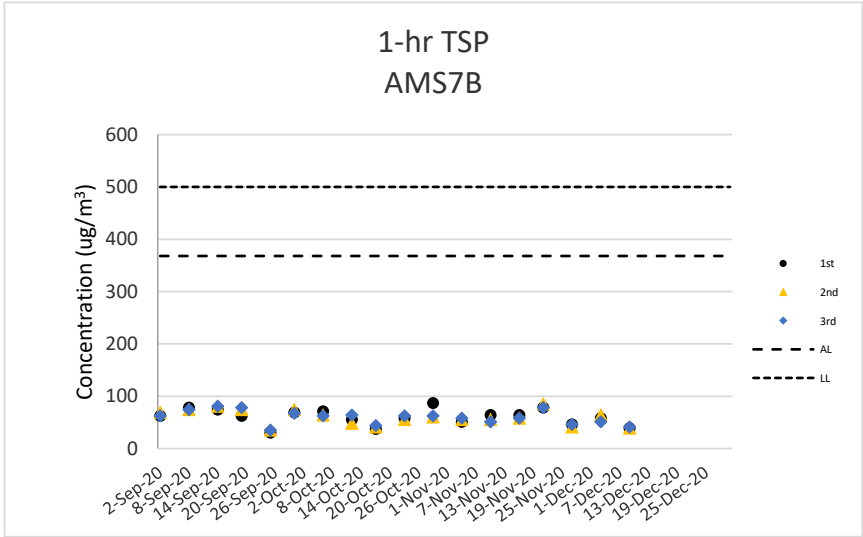
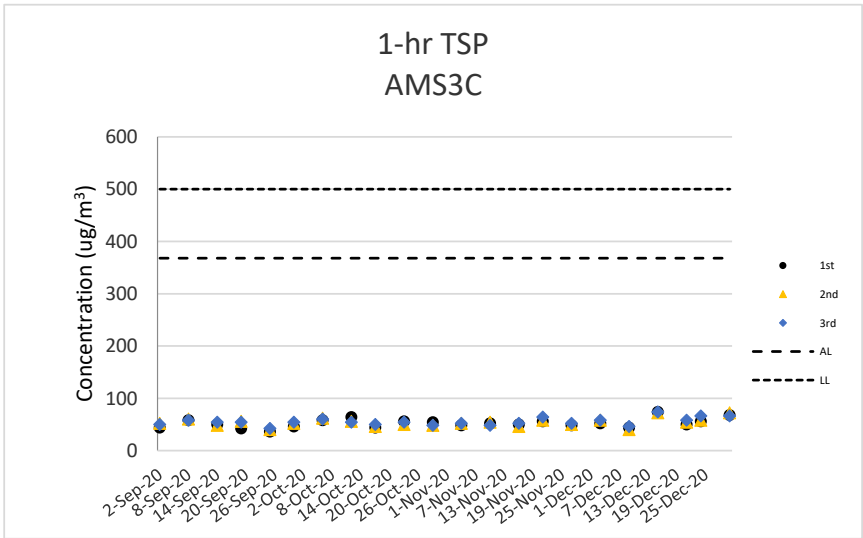
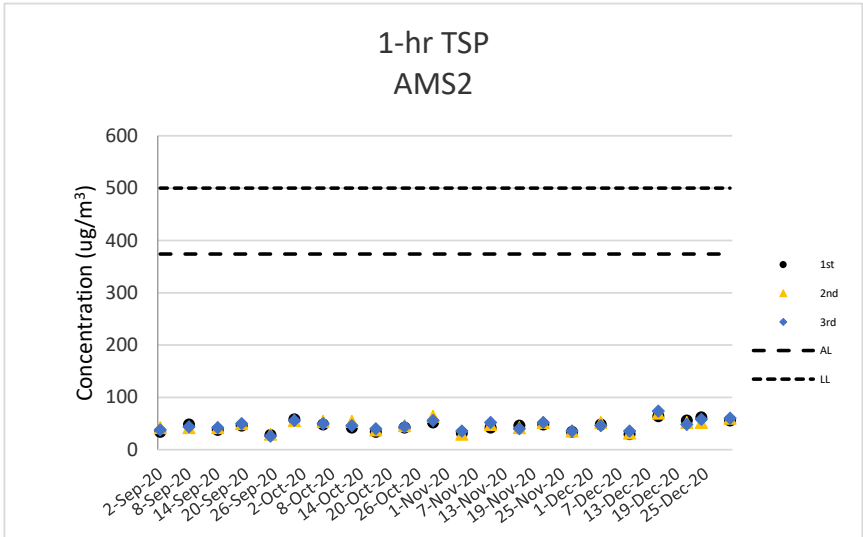
Date	Weather Condition	Start Time	1-hour TSP ($\mu\text{g}/\text{m}^3$)			Action Level ($\mu\text{g}/\text{m}^3$)	Limit Level ($\mu\text{g}/\text{m}^3$)
			1st Measurement	2nd Measurement	3rd Measurement		
3-Dec-20	Fine	08:50	58	64	51	370	500
9-Dec-20	Fine	09:00	39	39	41		
		Min	39				
		Max	64				
		Average	49				

Note:

Underline: Exceedance of Action Level

Underline and Bold: Exceedance of Limit Level

Air quality monitoring location AMS7B was temporary suspended, effective from 10 December 2020.



**24-hour TSP Monitoring Result for
Hong Kong-Zhuhai-Macao Bridge
Hong Kong Boundary Crossing Facilities – Phase 2 and Other Works**

AMS2 - Tung Chung Development Pier

Start Date	Weather Condition	Air Temperature (K)	Atmospheric Pressure, Pa (mmHg)	Filter Weight (g)		Particulate weight (g)	Sampling Time(hrs)	Flow Rate (m ³ /min.)		Average flow (m ³ /min.)	Total volume (m ³)	Conc. (ug/m ³)	Action Level (ug/m ³)	Limit Level (ug/m ³)
				Initial	Final			Initial	Final					
3-Dec-20	Fine	290.4	765.8	2.6200	2.7655	0.1455	24	1.58	1.56	1.57	2259.3	64	176	260
9-Dec-20	Fine	292.8	763.3	2.6594	2.7761	0.1167	24	1.57	1.56	1.57	2254.4	52		
15-Dec-20	Fine	288.4	766.7	2.6046	2.6800	0.0754	24	1.58	1.56	1.57	2262.7	33		
21-Dec-20	Fine	289.5	766.6	2.7195	2.8952	0.1757	24	1.58	1.56	1.57	2261.0	78		
24-Dec-20	Fine	293.0	762.3	2.5992	2.7788	0.1796	24	1.57	1.56	1.56	2253.5	80		
30-Dec-20	Fine	288.1	767.2	2.6387	2.8451	0.2064	24	1.58	1.56	1.57	2263.4	91		
											Min	33		
											Max	91		
											Average	66		

AMS3C - Ying Tung Estate Market Rooftop

Start Date	Weather Condition	Air Temperature (K)	Atmospheric Pressure, Pa (mmHg)	Filter Weight (g)		Particulate weight (g)	Sampling Time(hrs)	Flow Rate (m ³ /min.)		Average flow (m ³ /min.)	Total volume (m ³)	Conc. (ug/m ³)	Action Level (ug/m ³)	Limit Level (ug/m ³)
				Initial	Final			Initial	Final					
3-Dec-20	Fine	290.4	765.8	2.6067	2.6693	0.0626	24	1.44	1.41	1.42	2051.8	31	167	260
9-Dec-20	Fine	292.8	763.3	2.6620	2.7607	0.0987	24	1.43	1.41	1.42	2045.6	48		
15-Dec-20	Fine	288.4	766.7	2.6036	2.6622	0.0586	24	1.44	1.41	1.43	2056.2	28		
21-Dec-20	Fine	289.5	766.6	2.7144	2.8613	0.1469	24	1.52	1.49	1.50	2161.7	68		
24-Dec-20	Fine	293.0	762.3	2.6434	2.8372	0.1938	24	1.50	1.49	1.49	2151.6	90		
30-Dec-20	Fine	288.1	767.2	2.6520	2.8877	0.2357	24	1.44	1.41	1.43	2057.1	115		
											Min	28		
											Max	115		
											Average	63		

AMS7B - 3RS Site Offices

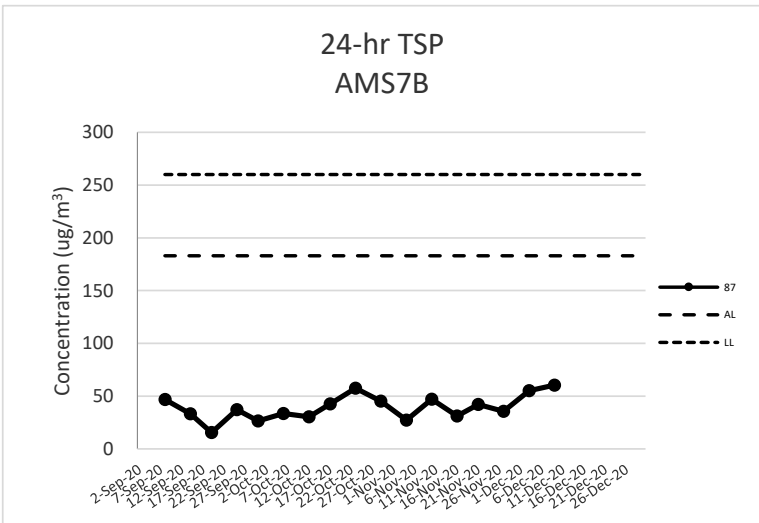
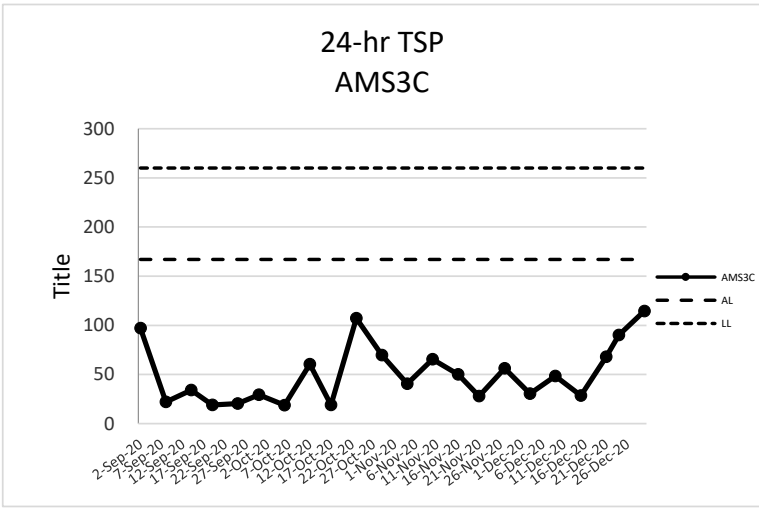
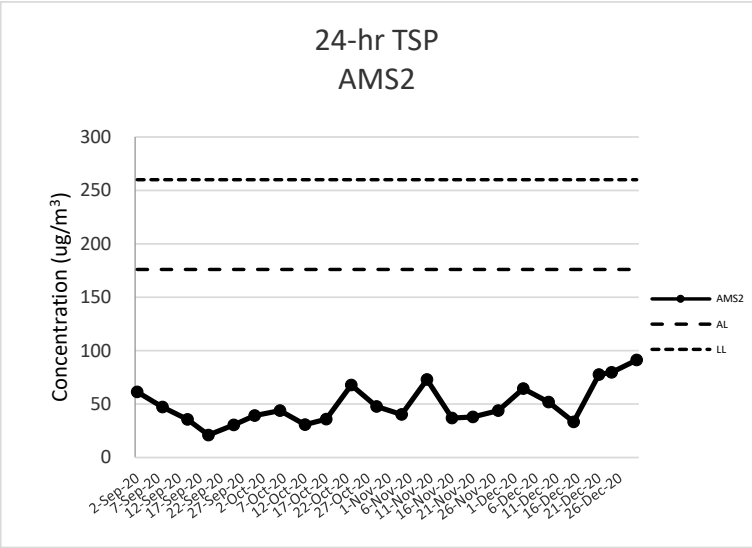
Start Date	Weather Condition	Air Temperature (K)	Atmospheric Pressure, Pa (mmHg)	Filter Weight (g)		Particulate weight (g)	Sampling Time(hrs)	Flow Rate (m ³ /min.)		Average flow (m ³ /min.)	Total volume (m ³)	Conc. (ug/m ³)	Action Level (ug/m ³)	Limit Level (ug/m ³)
				Initial	Final			Initial	Final					
3-Dec-20	Fine	290.4	765.8	2.6059	2.6694	0.0635	24	1.65	1.62	1.63	2352.9	55	183	260
9-Dec-20	Fine	292.8	763.3	2.5981	2.7083	0.1102	24	1.64	1.62	1.63	2345.8	60		
											Min	55		
											Max	60		
											Average	58		

Note:

Underline: Exceedance of Action Level

Underline and Bold: Exceedance of Limit Level

Air quality monitoring location AMS7B was temporary suspended, effective from 10 December 2020.



**Noise Impact Monitoring Result for
Hong Kong-Zhuhai-Macao Bridge
Hong Kong Boundary Crossing Facilities – Phase 2 and Other Works**

NMS2 - Seaview Crescent

Date	Start Time	L _{eq} 30min dB(A)	L ₁₀ dB(A)	L ₉₀ dB(A)	Wind Speed (m/s)	Weather	Limit Level dB(A)
3-Dec-20	10:44	65	68	61	0.4	Fine	75
9-Dec-20	10:21	66	68	62	0.5	Fine	75
15-Dec-20	13:16	63	67	59	1.2	Fine	75
21-Dec-20	10:33	65	60	66	2.3	Fine	75
30-Dec-20	11:21	62	66	59	1.0	Fine	75
	Max	66					
	Min	62					

NMS3C - Ying Tung Estate Refuse Collection Point

Date	Start Time	L _{eq} 30min dB(A)	L ₁₀ dB(A)	L ₉₀ dB(A)	Wind Speed (m/s)	Weather	Limit Level dB(A)
3-Dec-20	09:34	67	70	65	0.5	Fine	70
9-Dec-20	09:30	69	72	65	0.3	Fine	65
15-Dec-20	12:47	68	71	59	0.6	Fine	65
21-Dec-20	09:37	67	63	69	0.4	Fine	70
30-Dec-20	10:40	69	72	60	0.4	Fine	70
	Max	69					
	Min	67					

Note:

NMS2: Façade Measurement

NMS3C: Free-field measurement (+3dB(A) correction has been applied), reduction to 65dB(A) during school examination periods will be applied.

No raining or wind with speed over 5 m/s was observed during noise monitoring according to the onsite observation.

