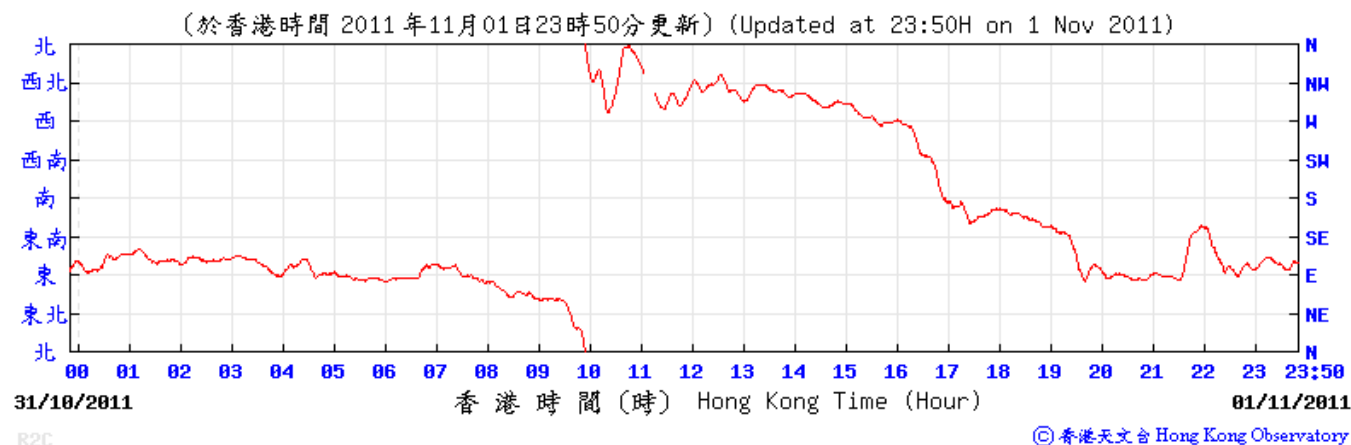
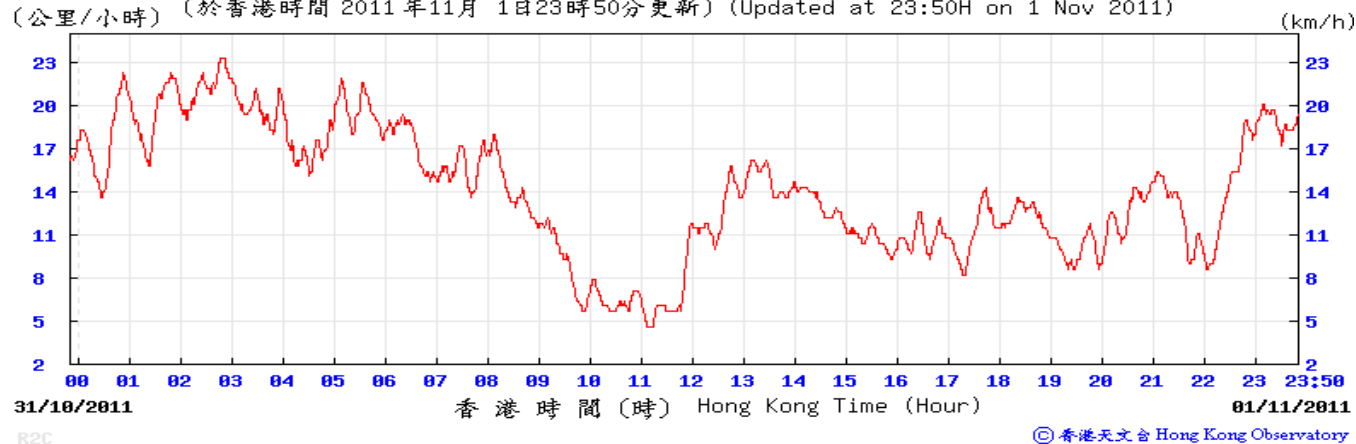


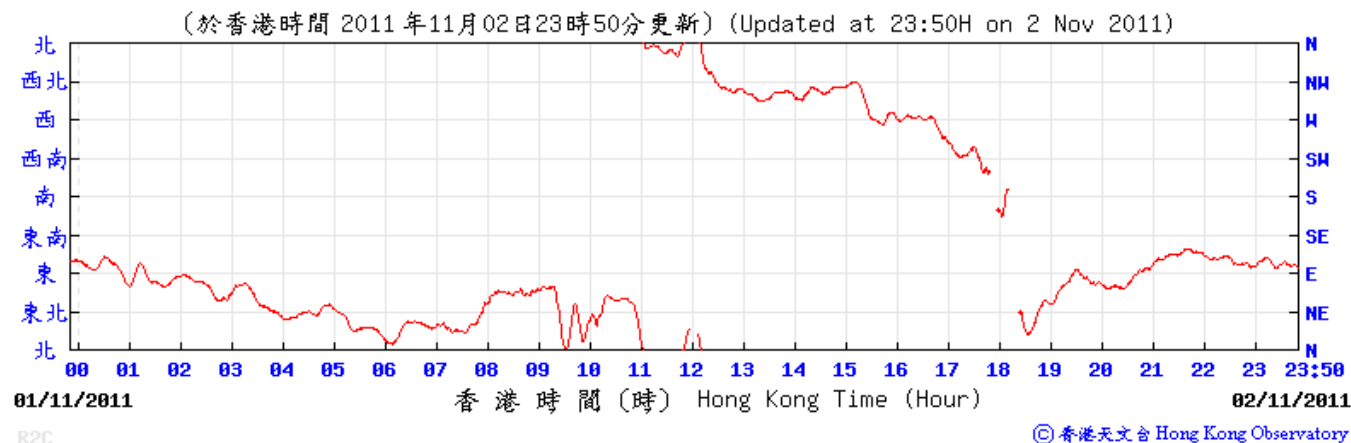
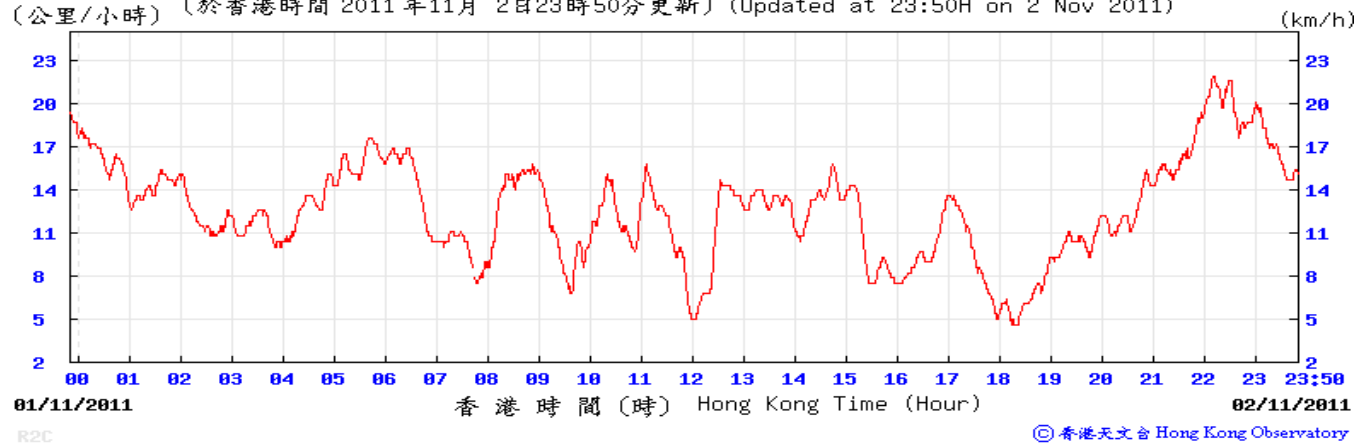
1 November 2012

(公里/小時) (於香港時間 2011 年11月 1日23時50分更新) (Updated at 23:50H on 1 Nov 2011)



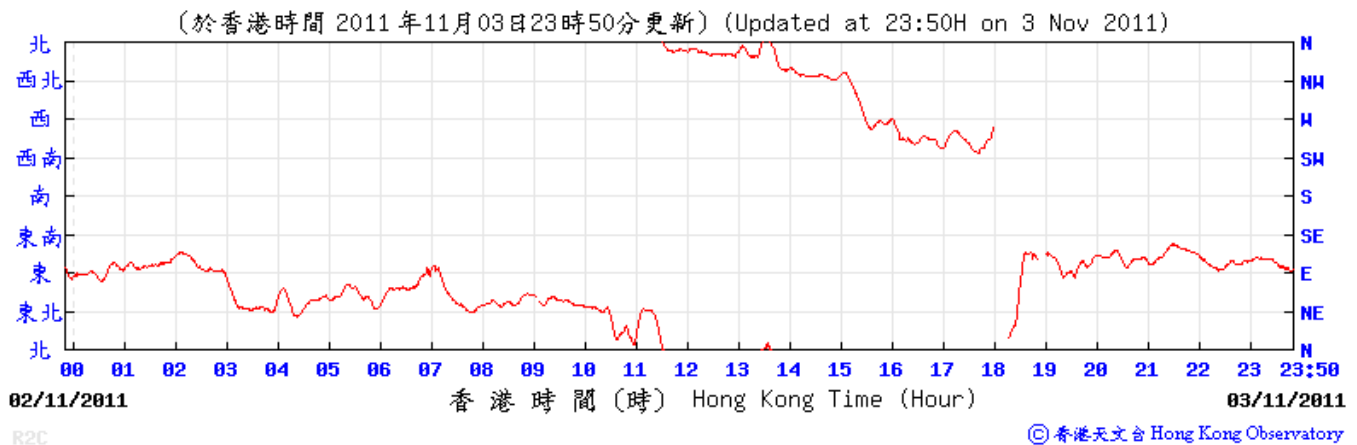
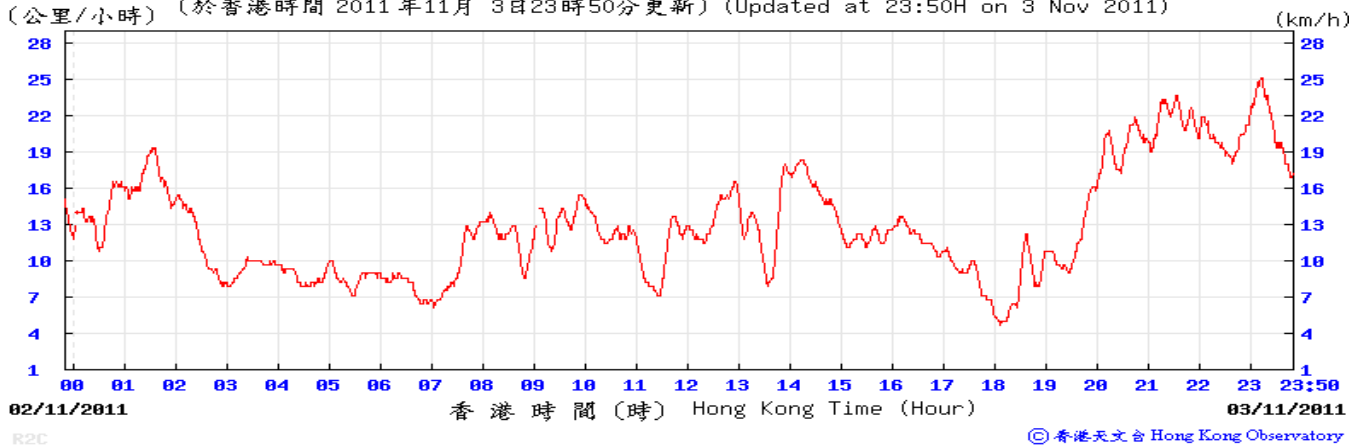
2 November 2012

(公里/小時) (於香港時間 2011 年11月 2日23時50分更新) (Updated at 23:50H on 2 Nov 2011)



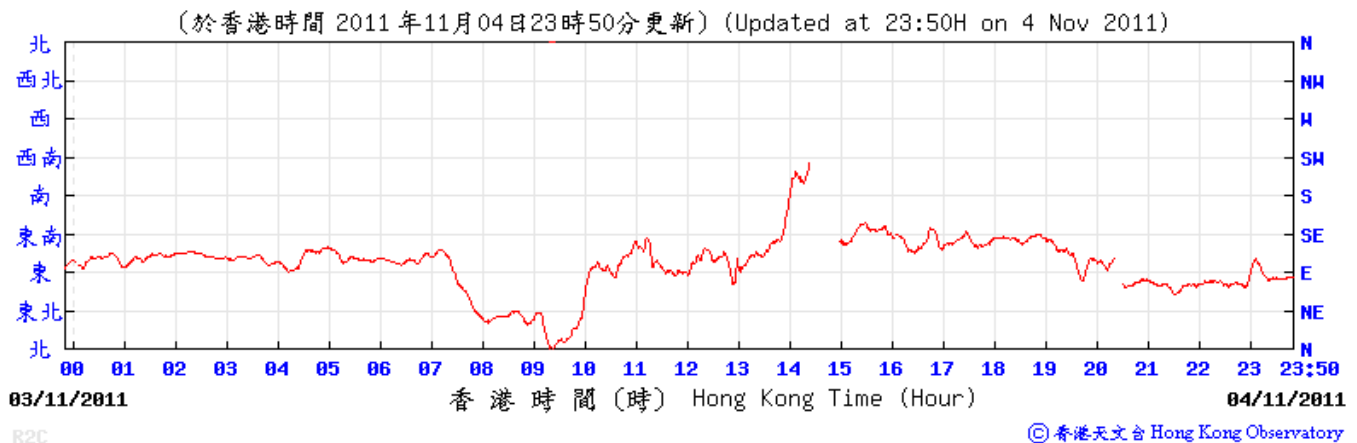
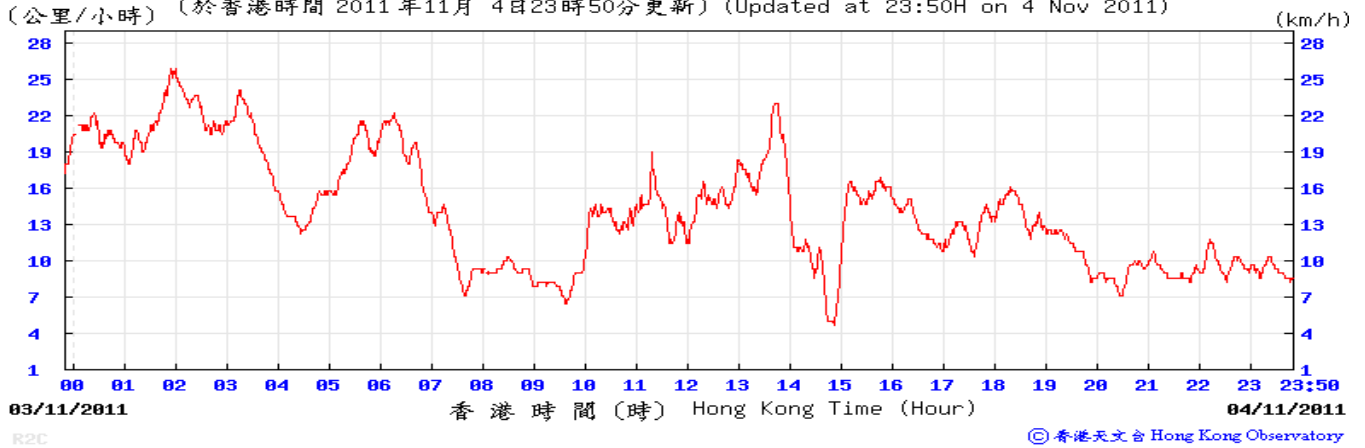
3 November 2012

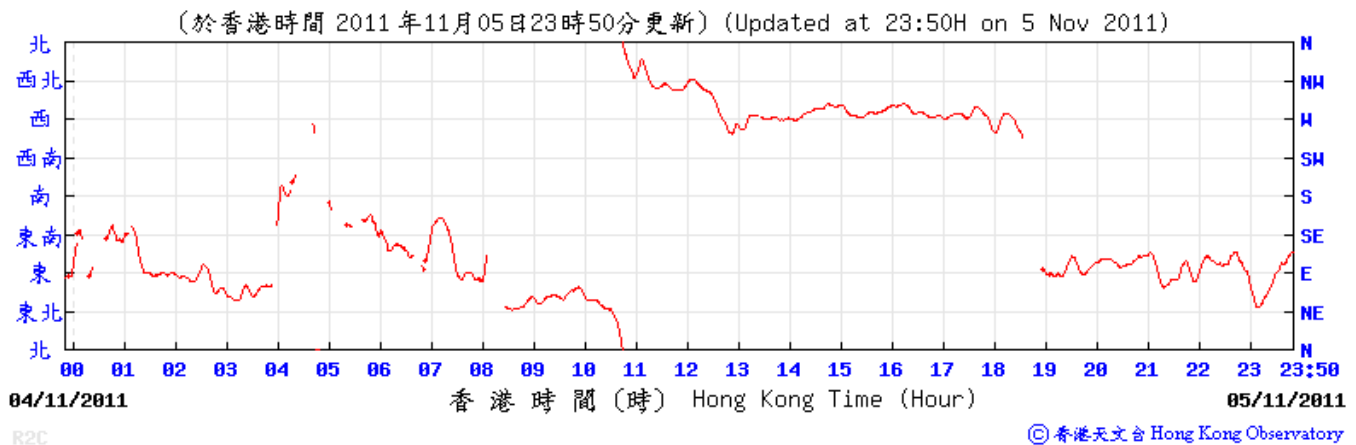
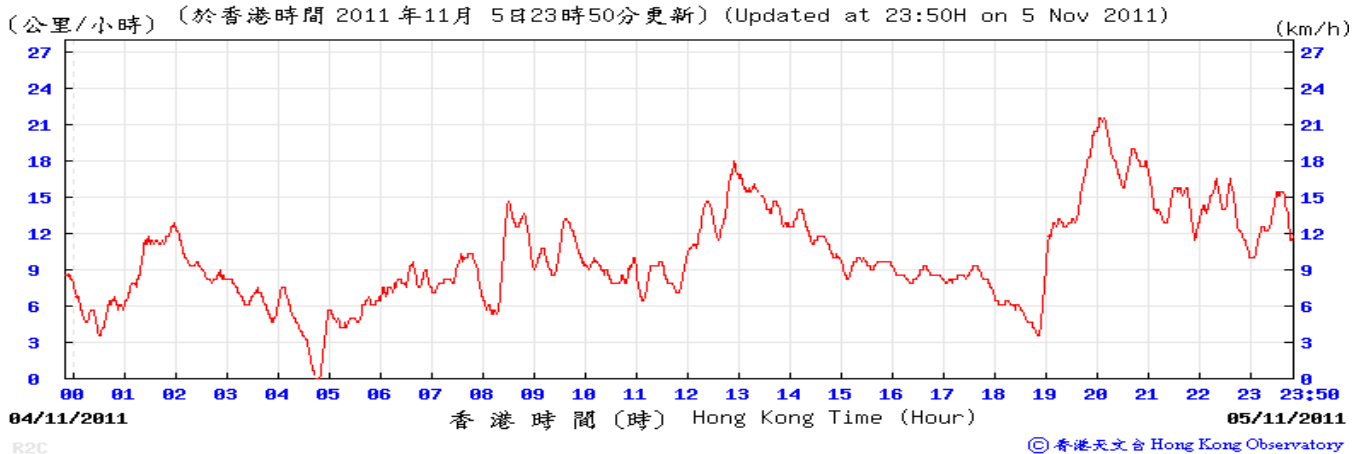
(公里/小時) (於香港時間 2011 年11月 3日23時50分更新) (Updated at 23:50H on 3 Nov 2011)



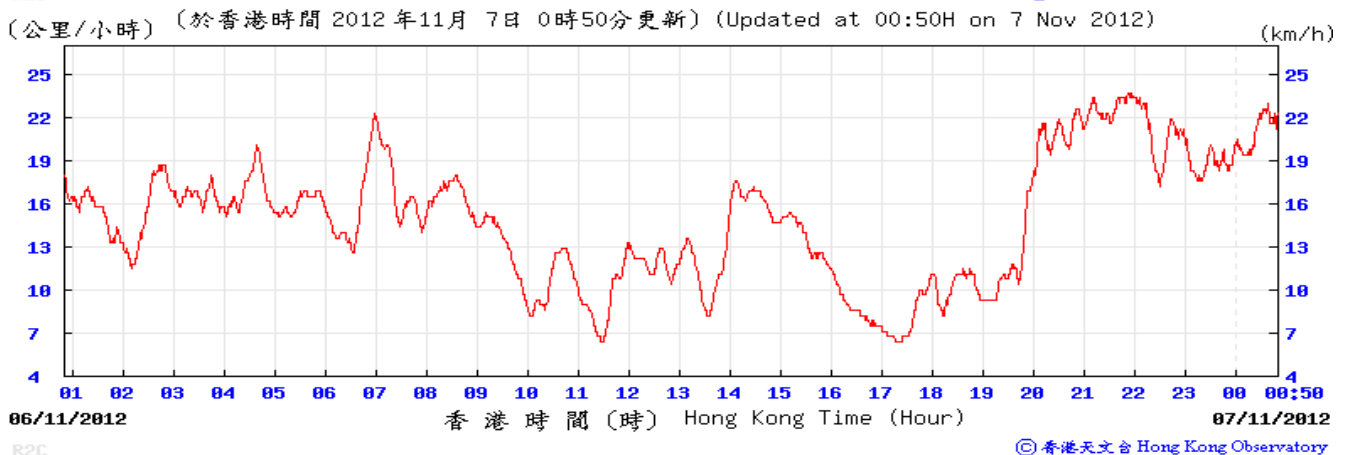
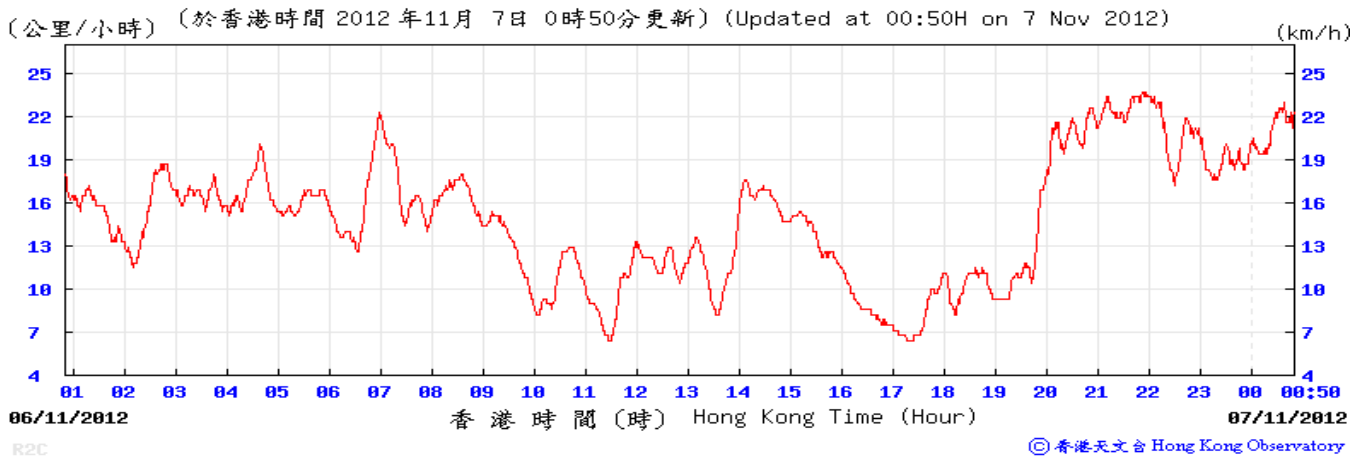
4 November 2012

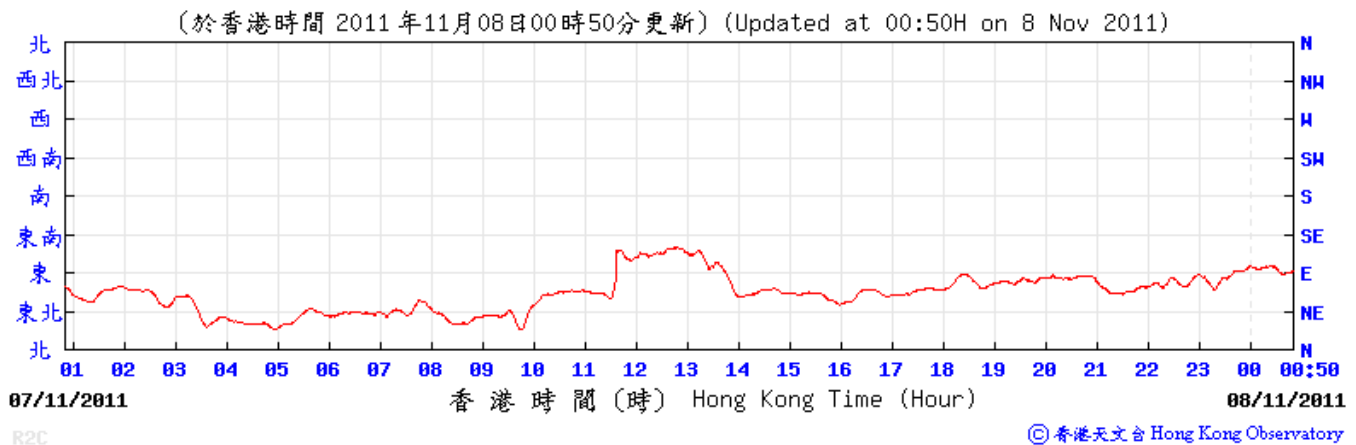
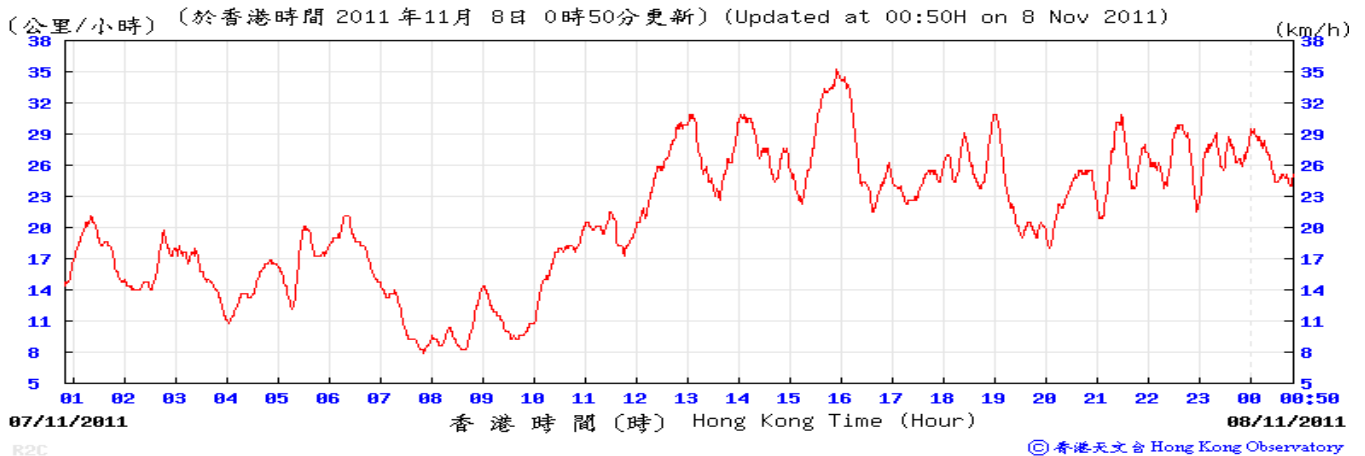
(公里/小時) (於香港時間 2011 年11月 4日23時50分更新) (Updated at 23:50H on 4 Nov 2011)



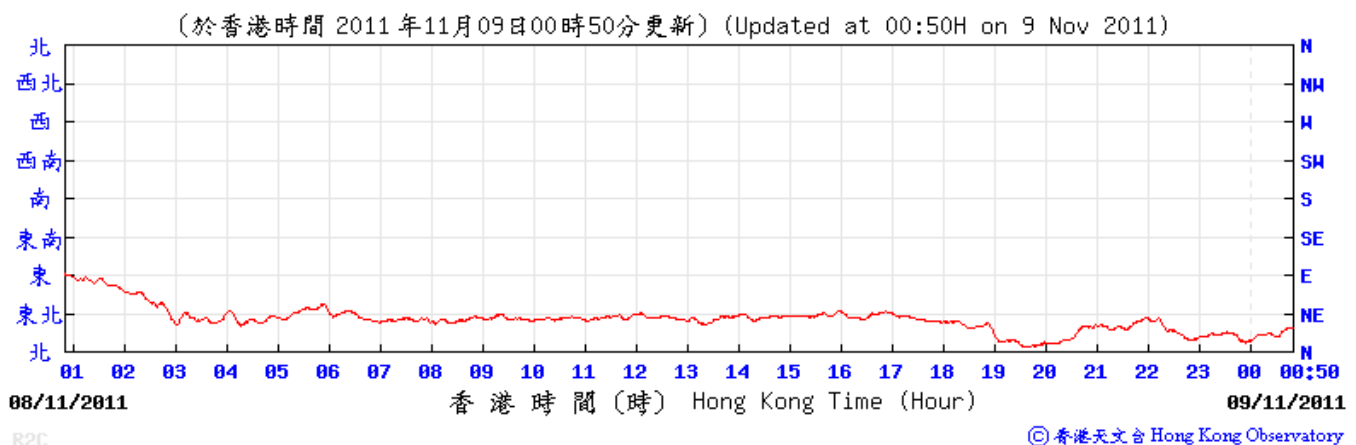
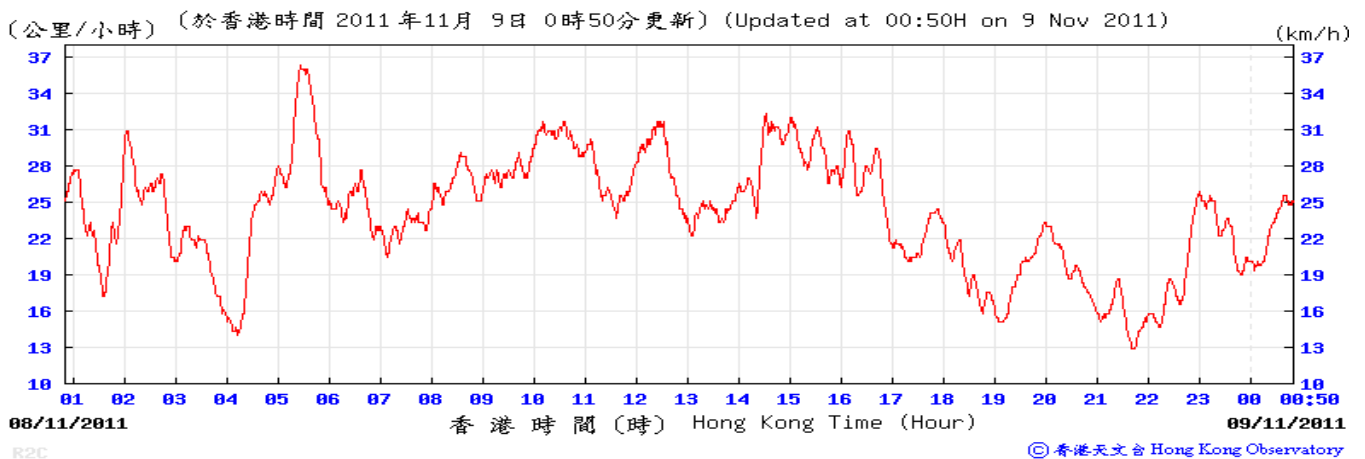


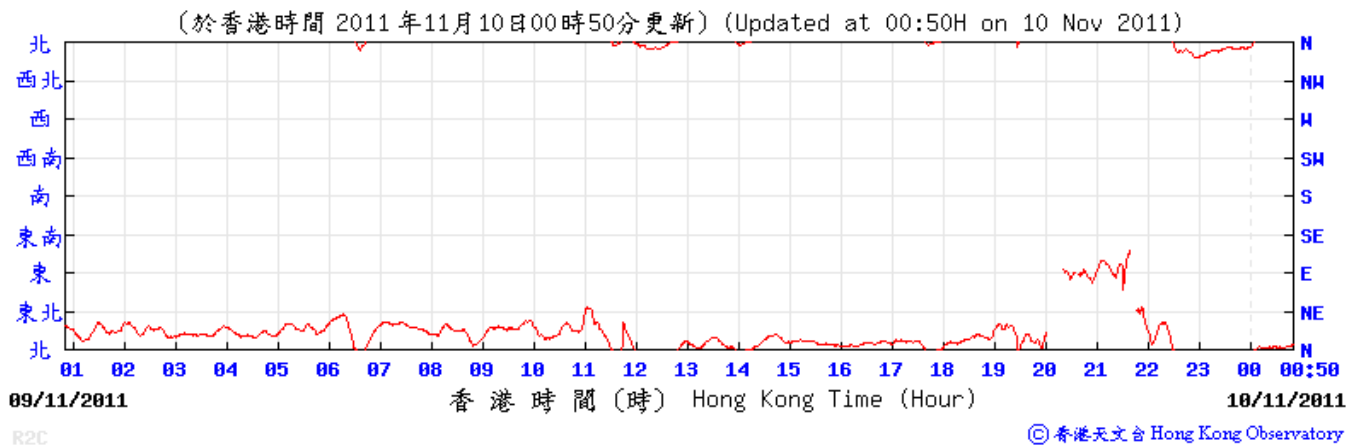
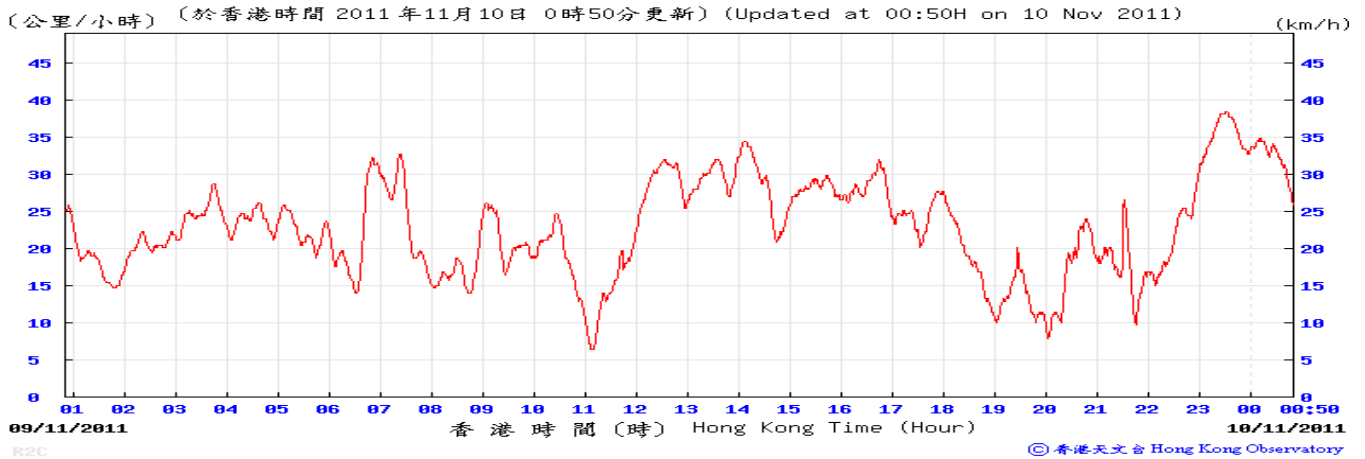
6 November 2012



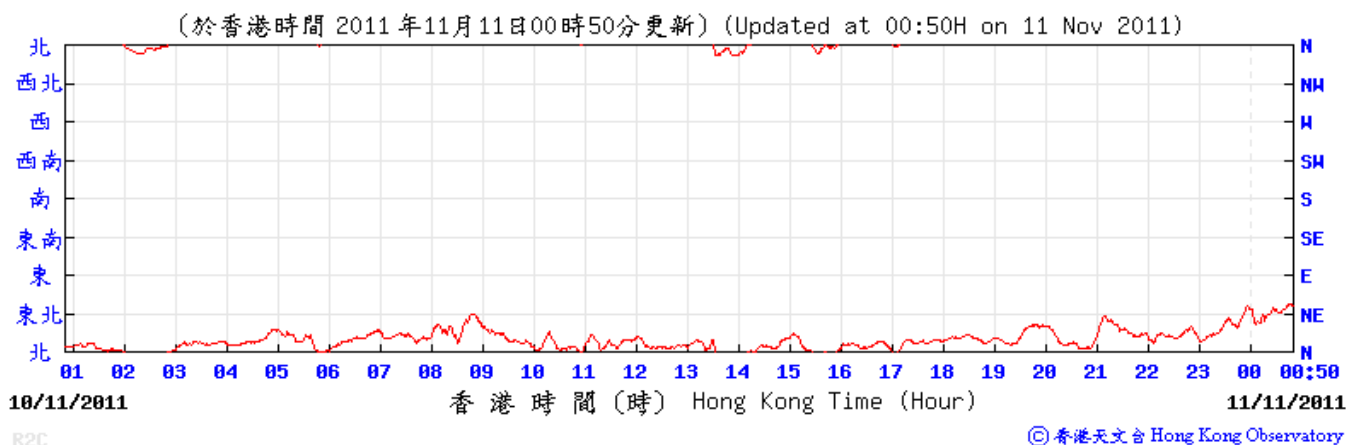
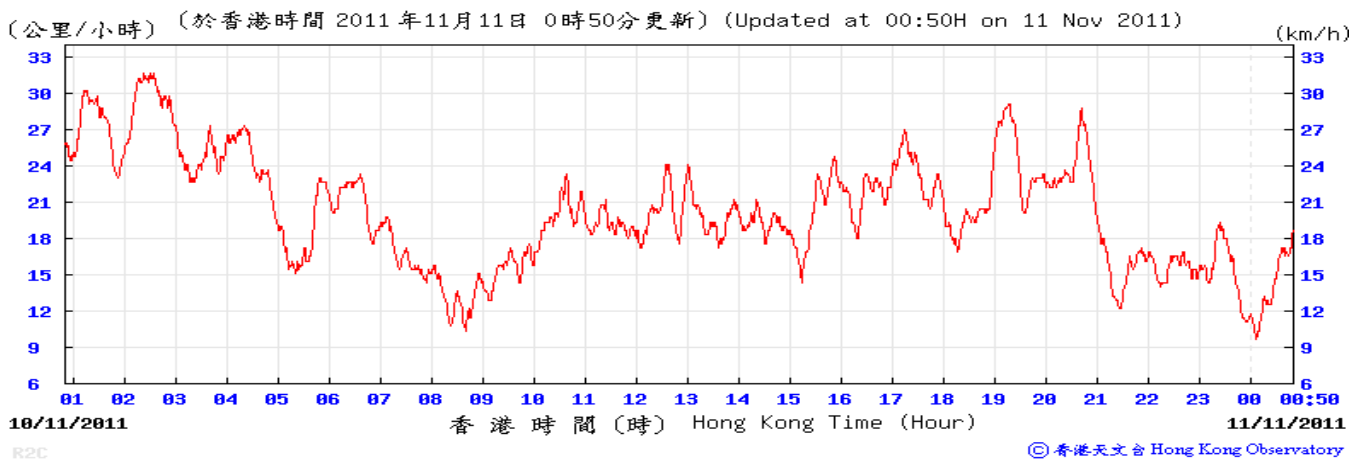


8 November 2012

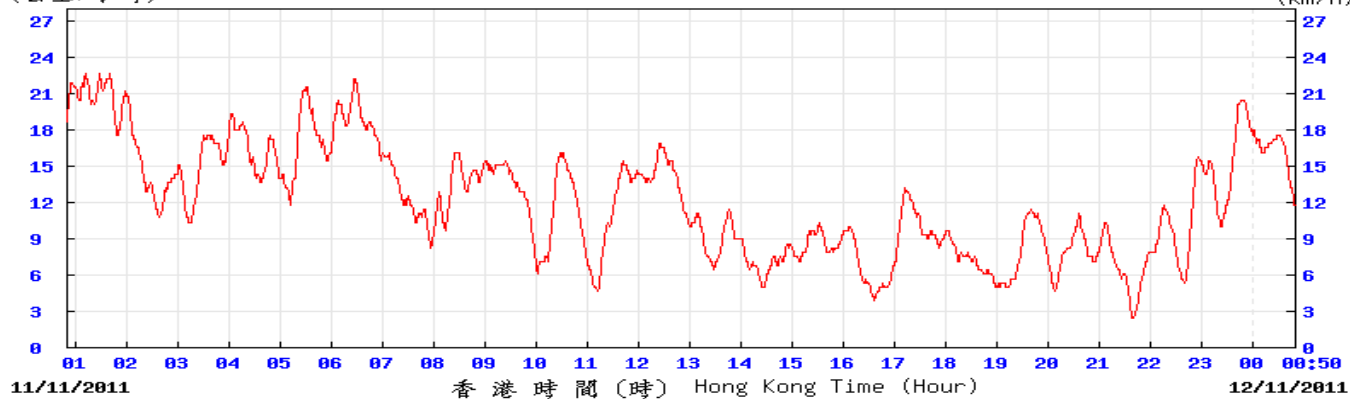




10 November 2012

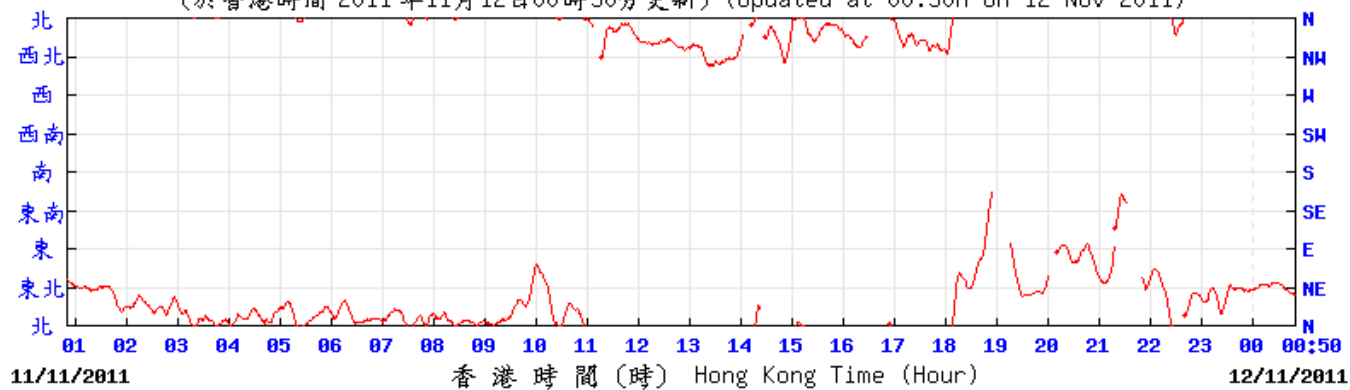


(公里/小時) (於香港時間 2011 年11月12日 0時50分更新) (Updated at 00:50H on 12 Nov 2011) (km/h)



R2C © 香港天文台 Hong Kong Observatory

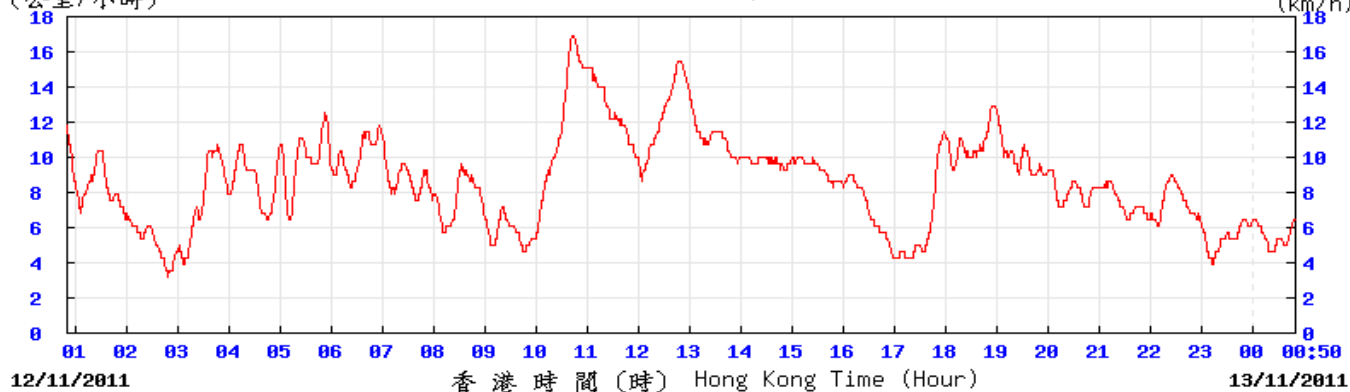
(於香港時間 2011 年11月12日00時50分更新) (Updated at 00:50H on 12 Nov 2011)



R2C © 香港天文台 Hong Kong Observatory

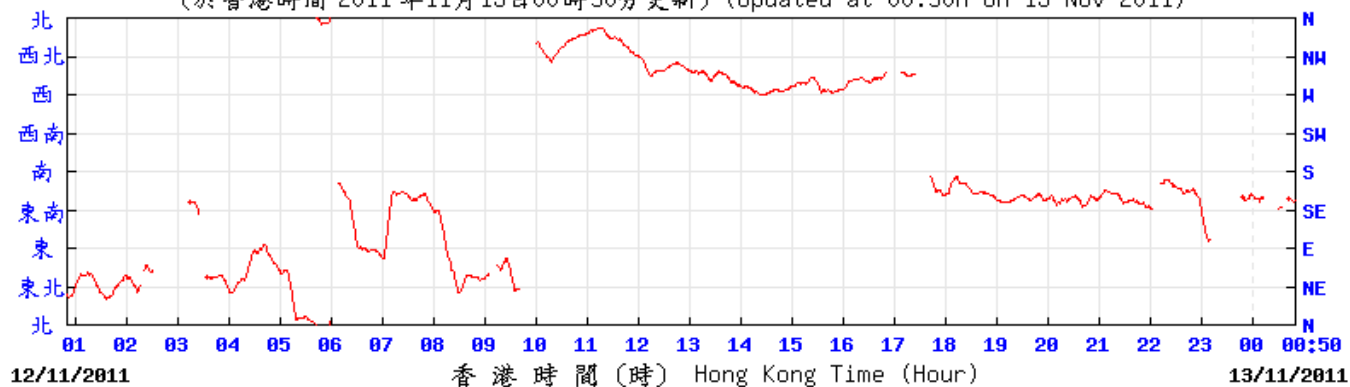
12 November 2012

(公里/小時) (於香港時間 2011 年11月13日 0時50分更新) (Updated at 00:50H on 13 Nov 2011) (km/h)



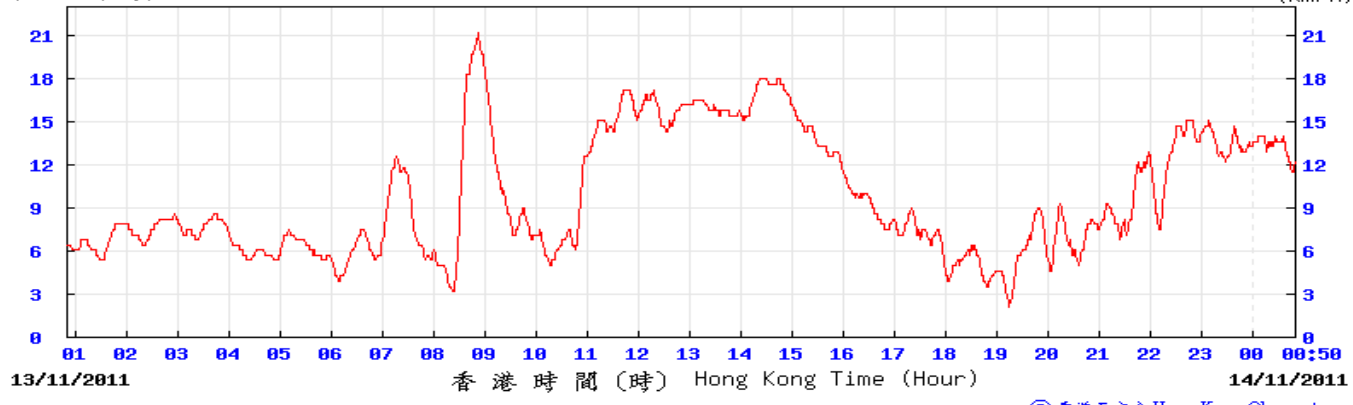
R2C © 香港天文台 Hong Kong Observatory

(於香港時間 2011 年11月13日00時50分更新) (Updated at 00:50H on 13 Nov 2011)



R2C © 香港天文台 Hong Kong Observatory

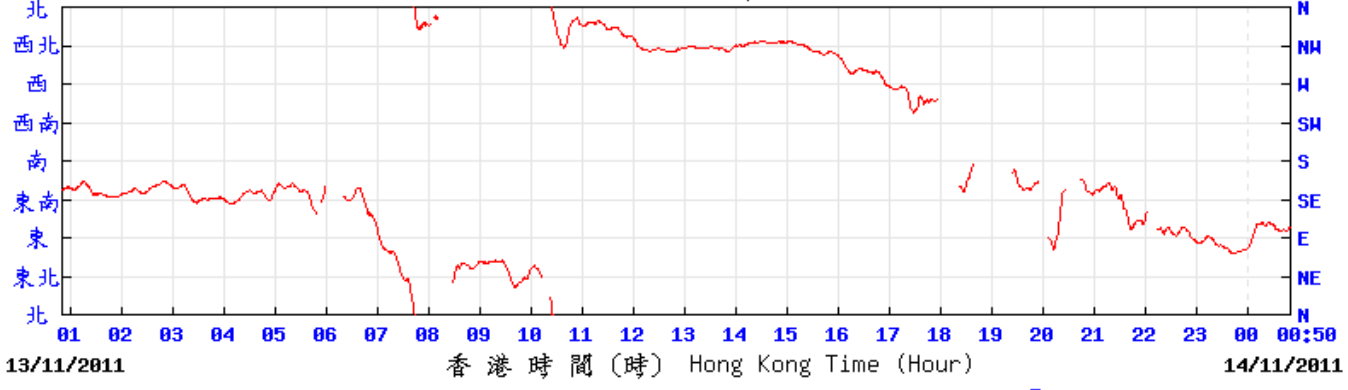
(公里/小時) (於香港時間 2011 年11月14日 0時50分更新) (Updated at 00:50H on 14 Nov 2011) (km/h)



© 香港天文台 Hong Kong Observatory

R2C

(於香港時間 2011 年11月14日00時50分更新) (Updated at 00:50H on 14 Nov 2011)

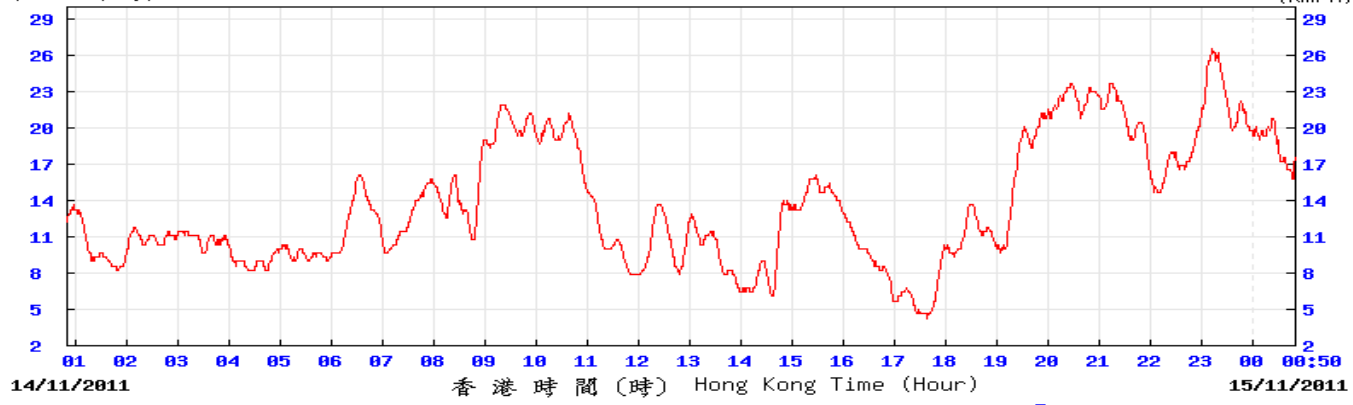


© 香港天文台 Hong Kong Observatory

R2C

14 November 2012

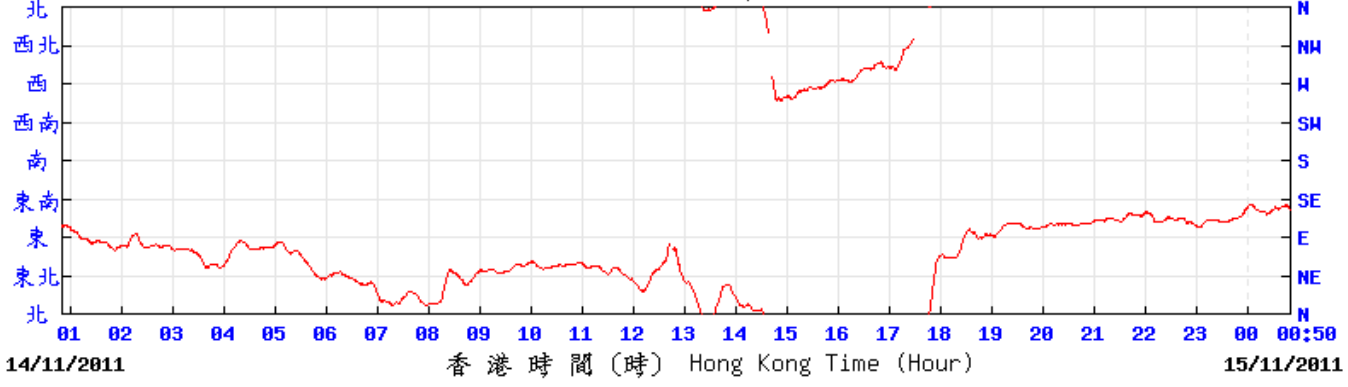
(公里/小時) (於香港時間 2011 年11月15日 0時50分更新) (Updated at 00:50H on 15 Nov 2011) (km/h)



© 香港天文台 Hong Kong Observatory

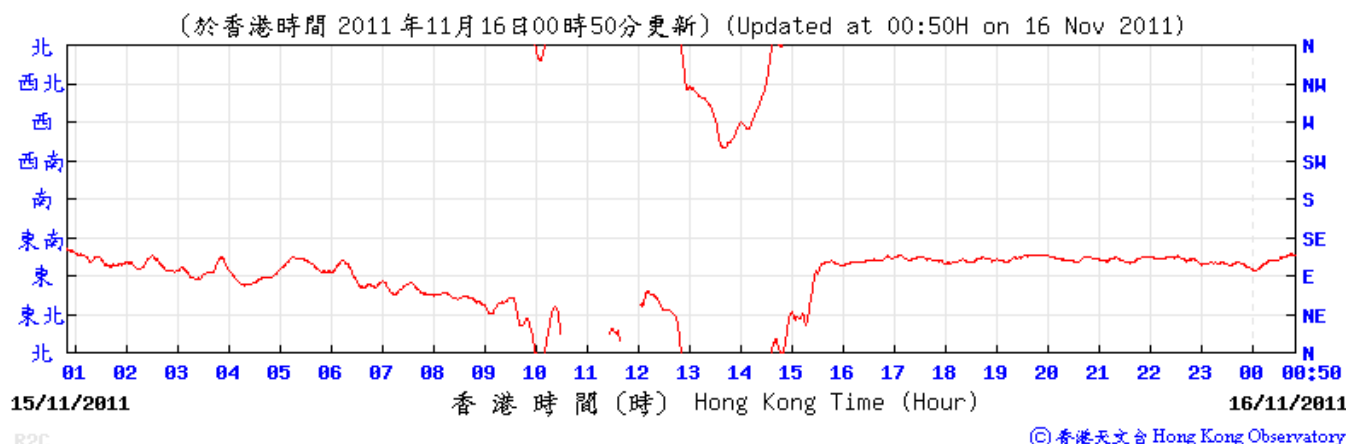
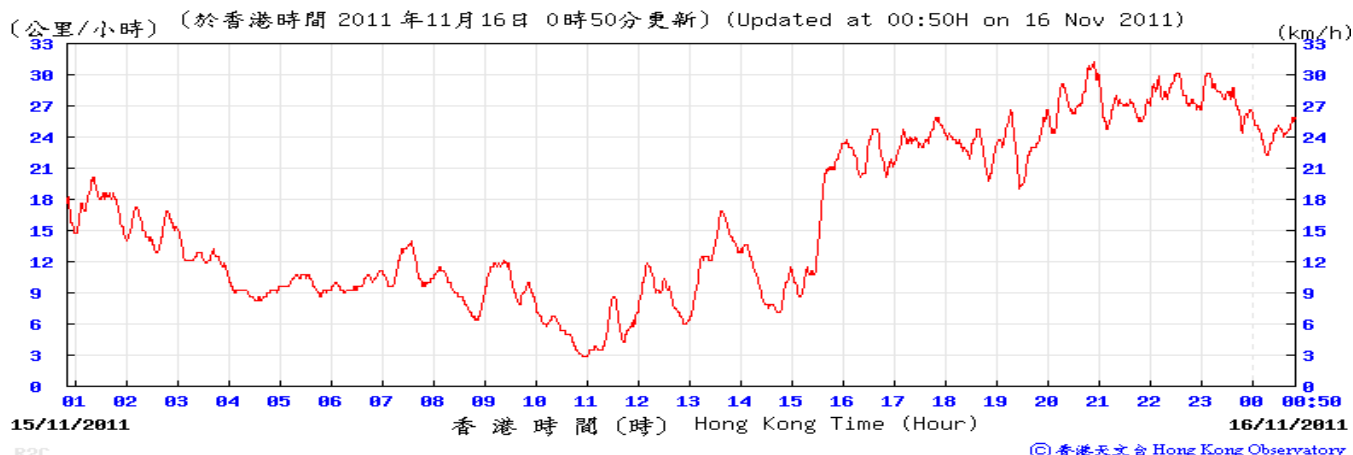
R2C

(於香港時間 2011 年11月15日00時50分更新) (Updated at 00:50H on 15 Nov 2011)

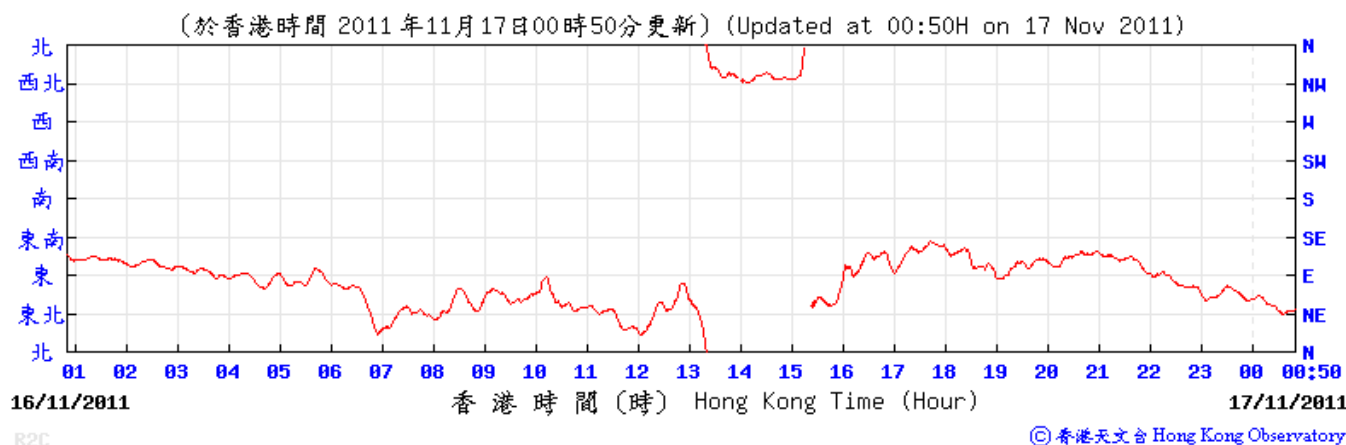
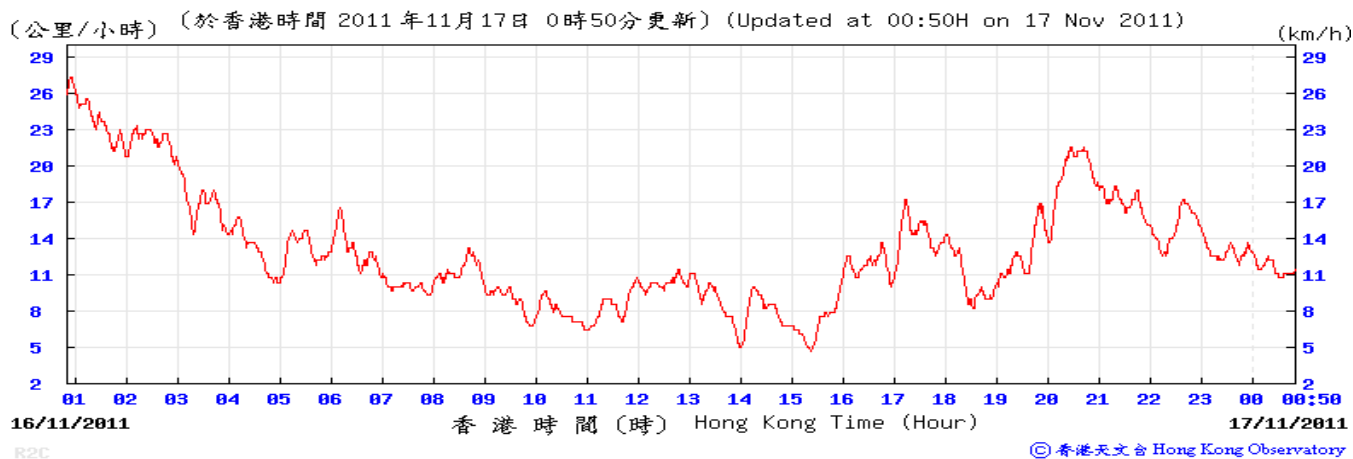


© 香港天文台 Hong Kong Observatory

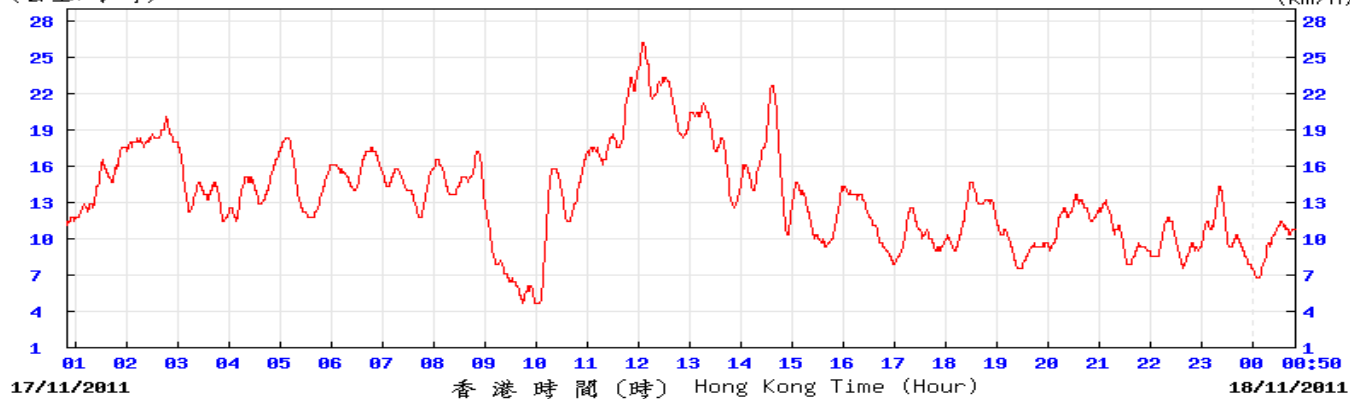
R2C



16 November 2012



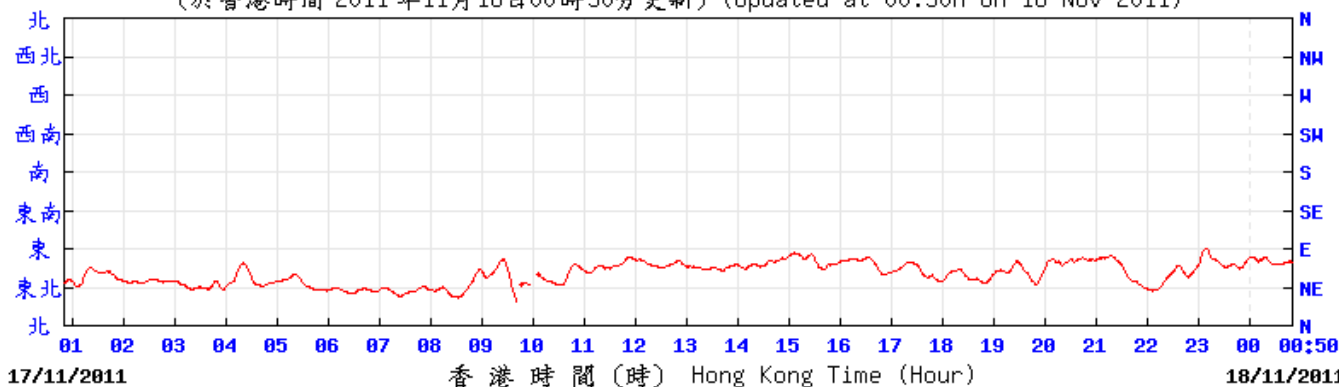
(公里/小時) (於香港時間 2011 年11月18日 0時50分更新) (Updated at 00:50H on 18 Nov 2011) (km/h)



© 香港天文台 Hong Kong Observatory

R2C

(於香港時間 2011 年11月18日00時50分更新) (Updated at 00:50H on 18 Nov 2011)

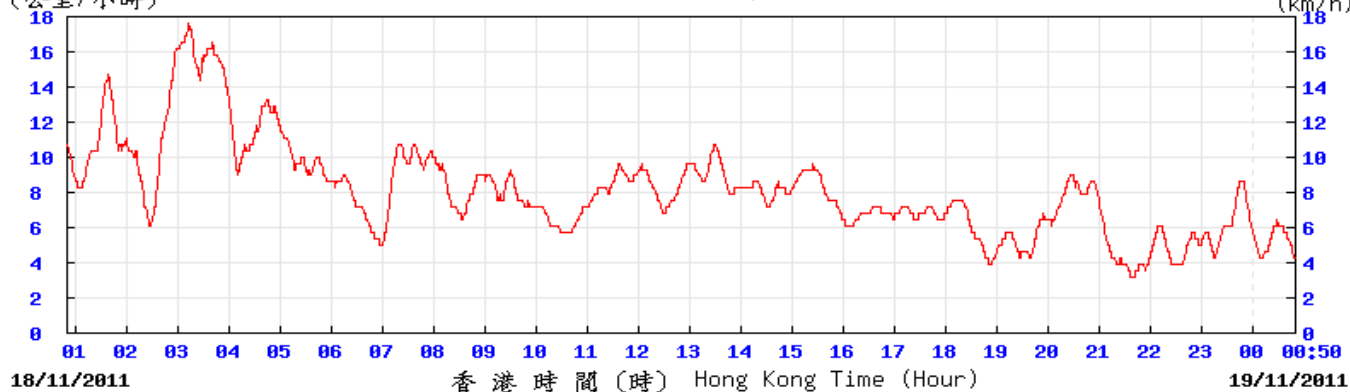


© 香港天文台 Hong Kong Observatory

R2C

18 November 2012

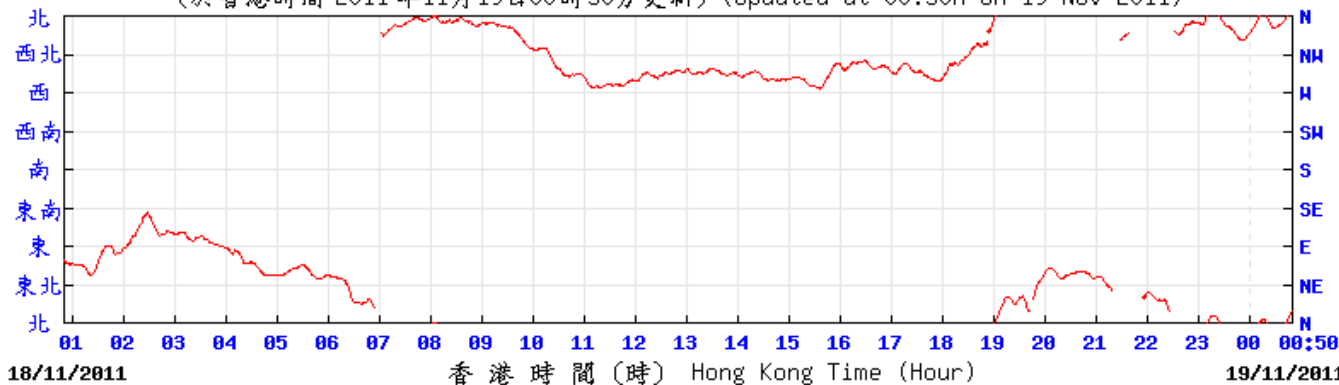
(公里/小時) (於香港時間 2011 年11月19日 0時50分更新) (Updated at 00:50H on 19 Nov 2011) (km/h)



© 香港天文台 Hong Kong Observatory

R2C

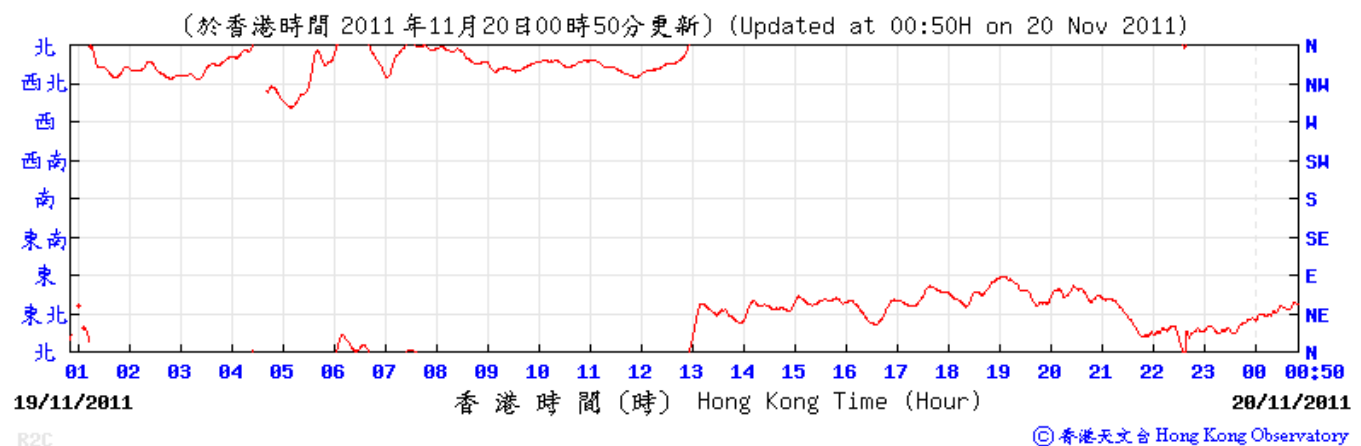
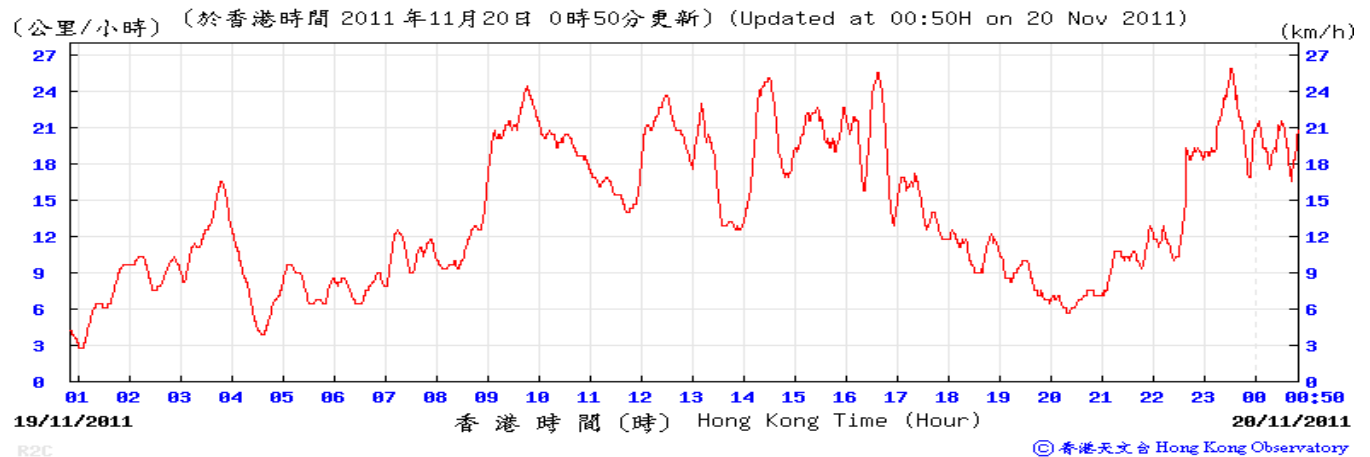
(於香港時間 2011 年11月19日00時50分更新) (Updated at 00:50H on 19 Nov 2011)



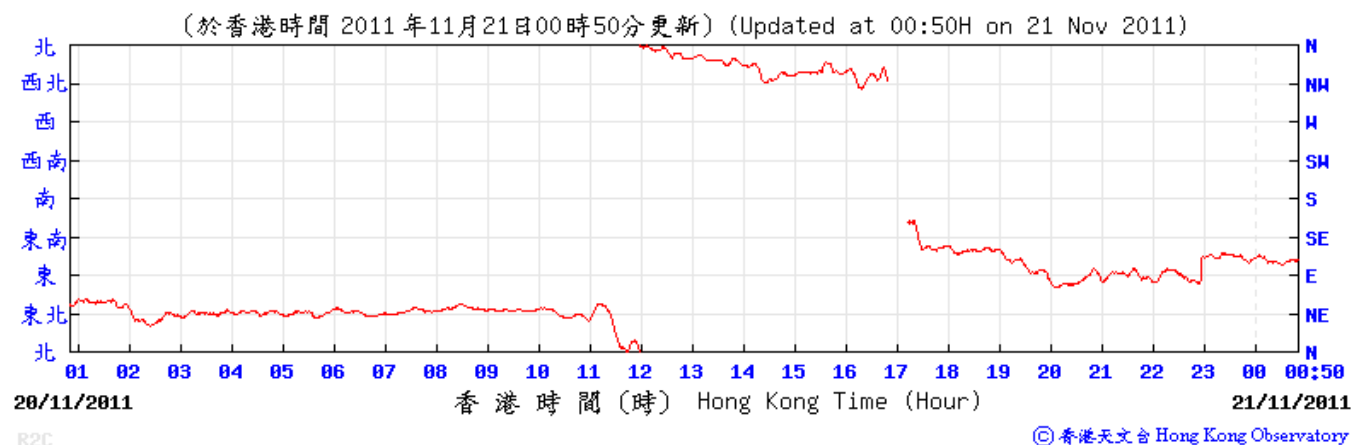
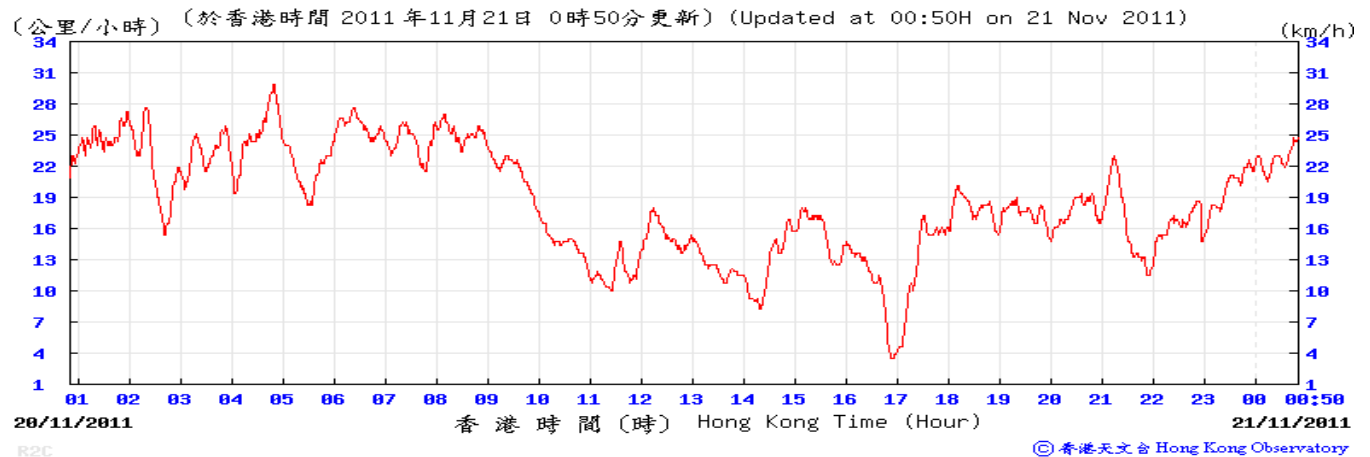
© 香港天文台 Hong Kong Observatory

R2C

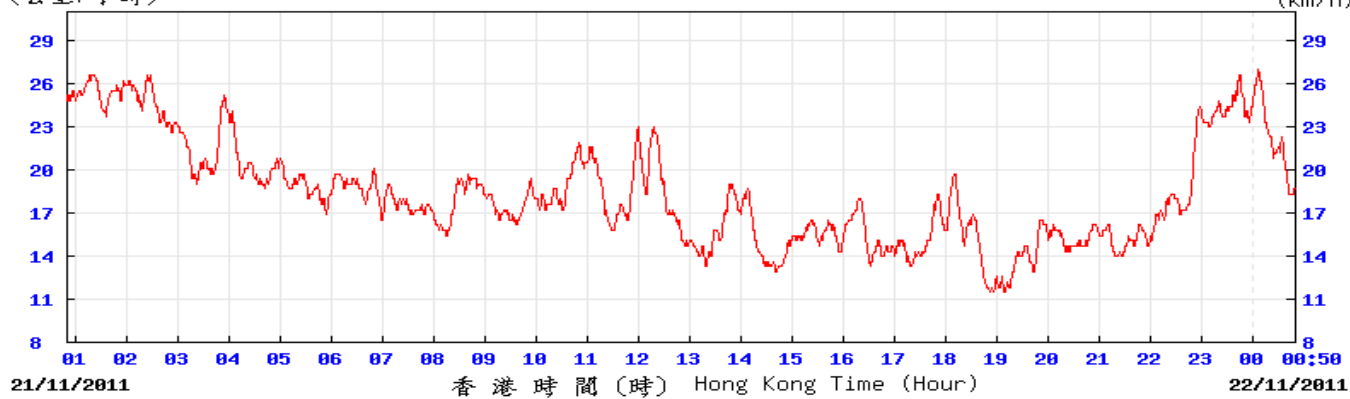
19 November 2012



20 November 2012



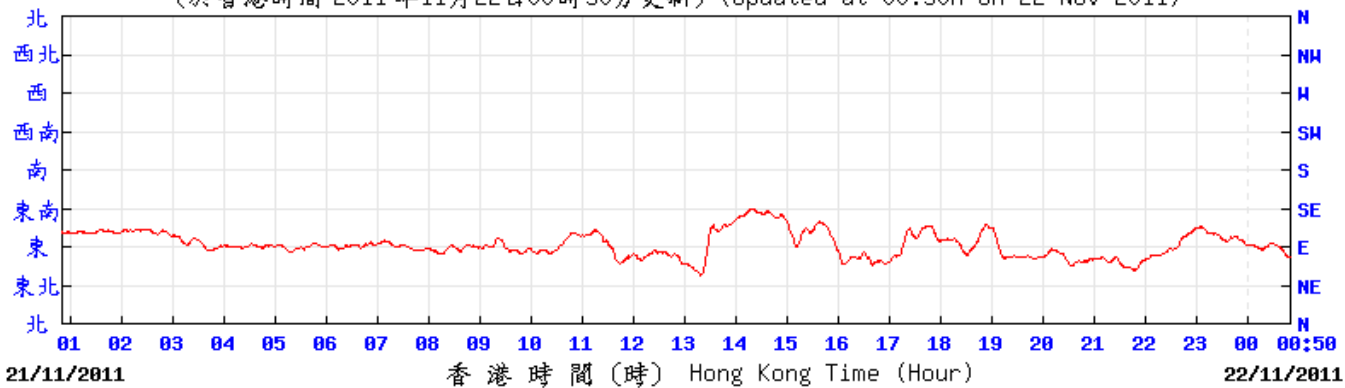
(公里/小時) (於香港時間 2011 年11月22日 0時50分更新) (Updated at 00:50H on 22 Nov 2011) (km/h)



© 香港天文台 Hong Kong Observatory

R2C

(於香港時間 2011 年11月22日00時50分更新) (Updated at 00:50H on 22 Nov 2011)

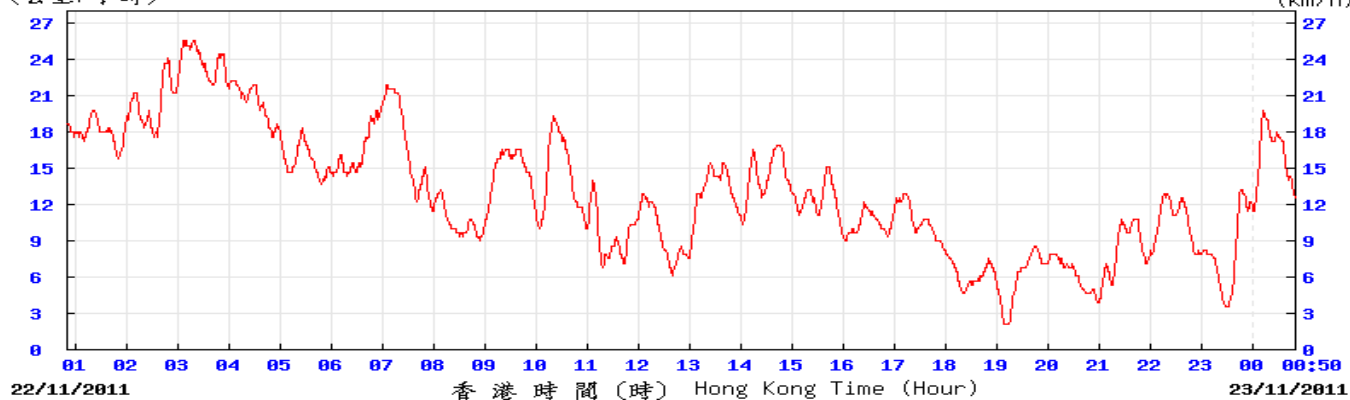


© 香港天文台 Hong Kong Observatory

R2C

22 November 2012

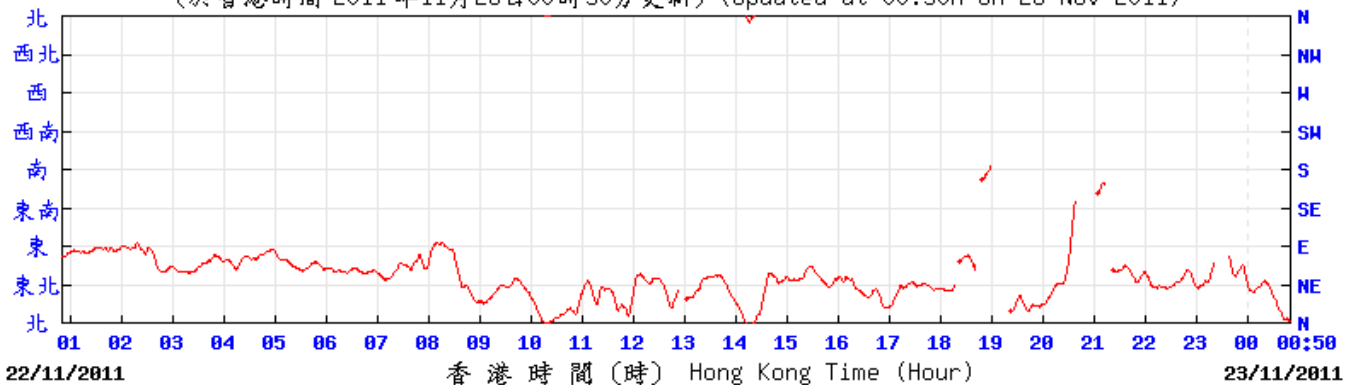
(公里/小時) (於香港時間 2011 年11月23日 0時50分更新) (Updated at 00:50H on 23 Nov 2011) (km/h)



© 香港天文台 Hong Kong Observatory

R2C

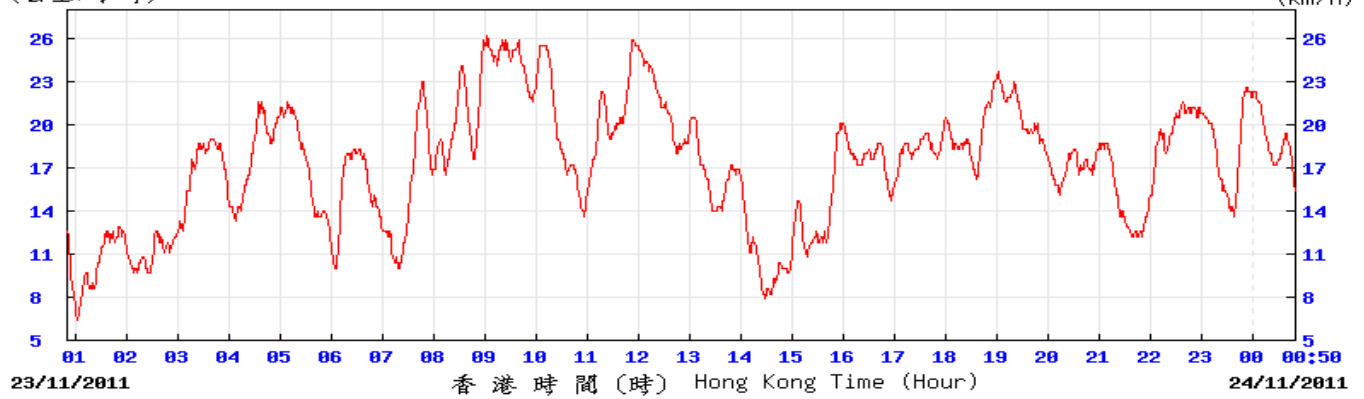
(於香港時間 2011 年11月23日00時50分更新) (Updated at 00:50H on 23 Nov 2011)



© 香港天文台 Hong Kong Observatory

R2C

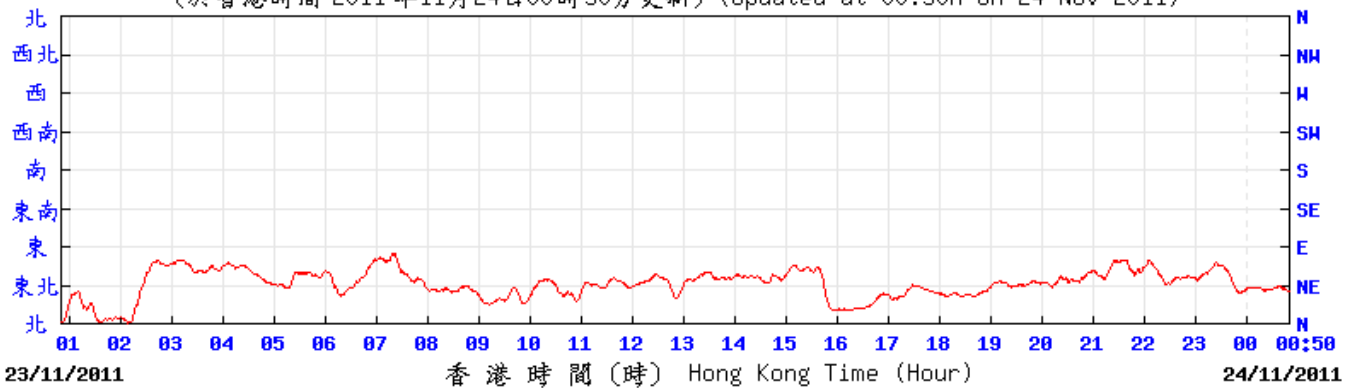
(公里/小時) (於香港時間 2011 年11月24日 0時50分更新) (Updated at 00:50H on 24 Nov 2011) (km/h)



© 香港天文台 Hong Kong Observatory

R2C

(於香港時間 2011 年11月24日00時50分更新) (Updated at 00:50H on 24 Nov 2011)

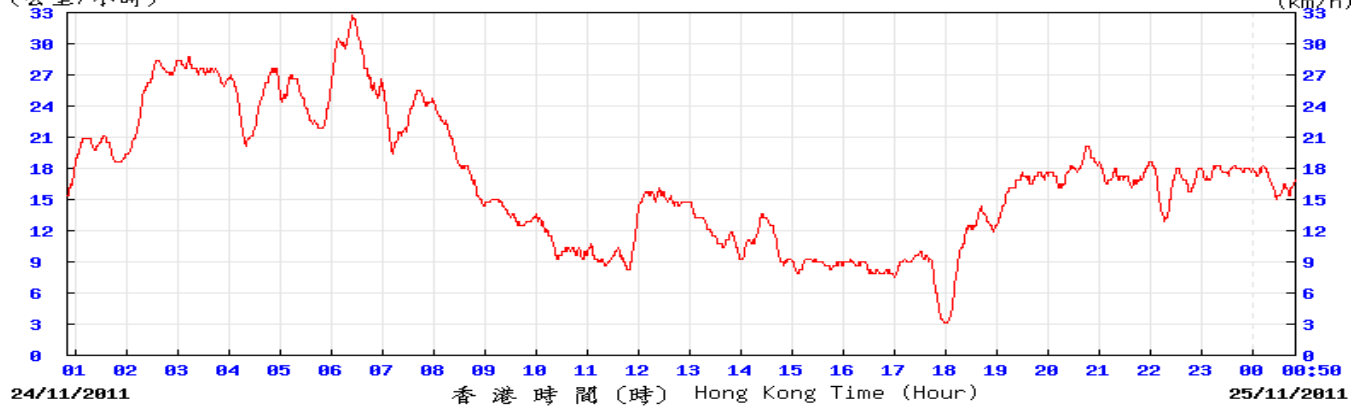


© 香港天文台 Hong Kong Observatory

R2C

24 November 2012

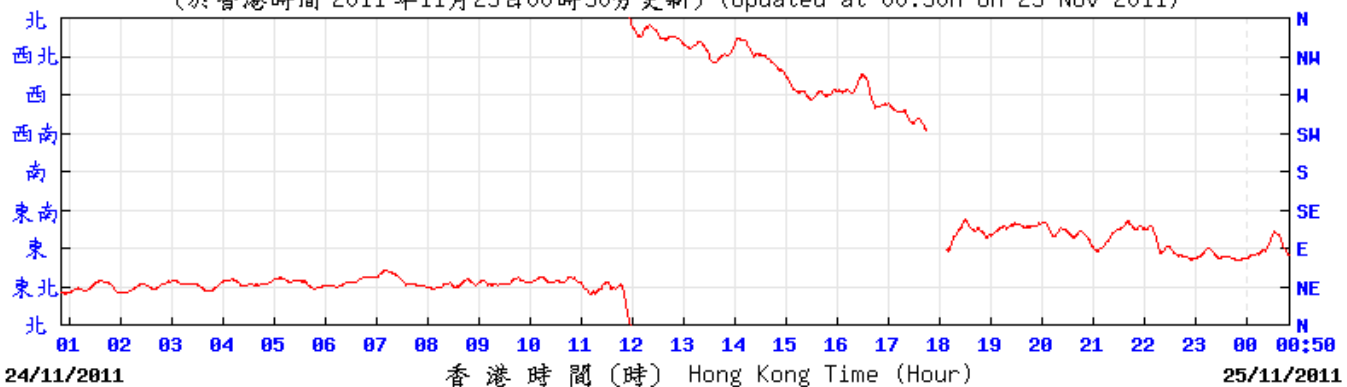
(公里/小時) (於香港時間 2011 年11月25日 0時50分更新) (Updated at 00:50H on 25 Nov 2011) (km/h)



© 香港天文台 Hong Kong Observatory

R2C

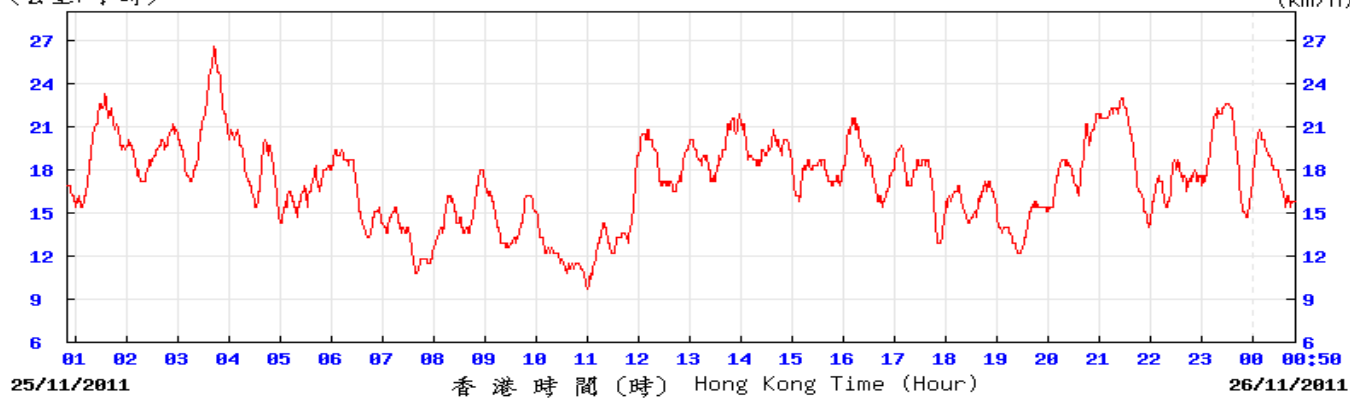
(於香港時間 2011 年11月25日00時50分更新) (Updated at 00:50H on 25 Nov 2011)



© 香港天文台 Hong Kong Observatory

R2C

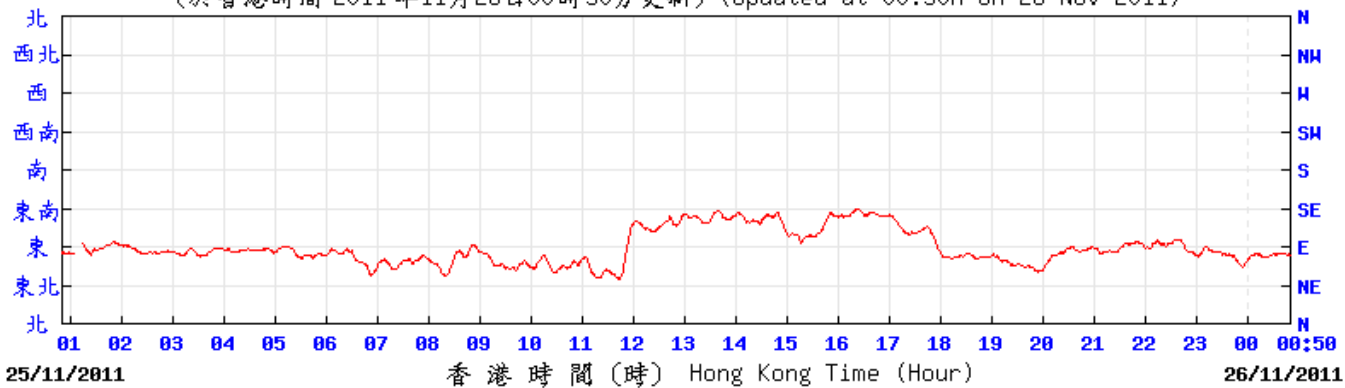
(公里/小時) (於香港時間 2011 年11月26日 0時50分更新) (Updated at 00:50H on 26 Nov 2011) (km/h)



© 香港天文台 Hong Kong Observatory

R2C

(於香港時間 2011 年11月26日00時50分更新) (Updated at 00:50H on 26 Nov 2011)

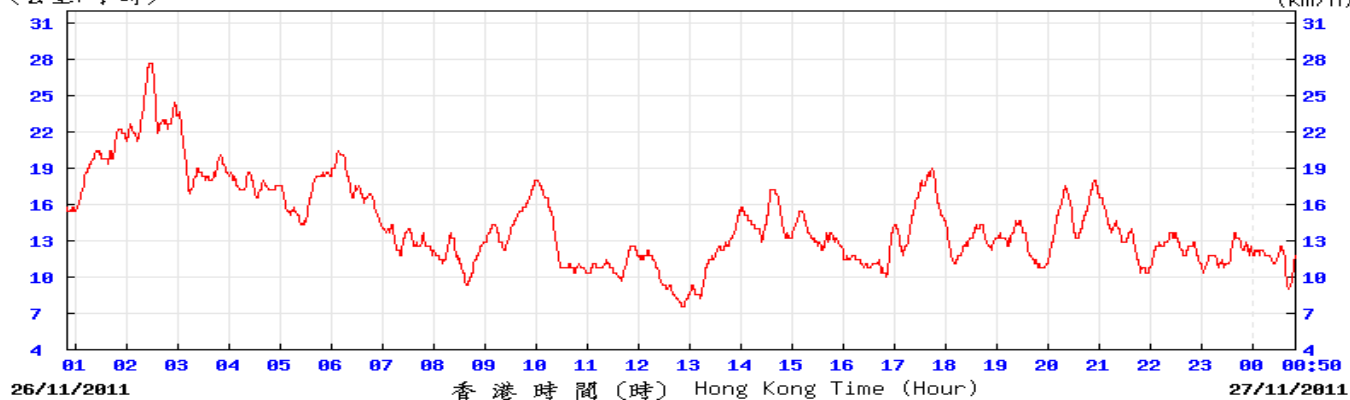


© 香港天文台 Hong Kong Observatory

R2C

26 November 2012

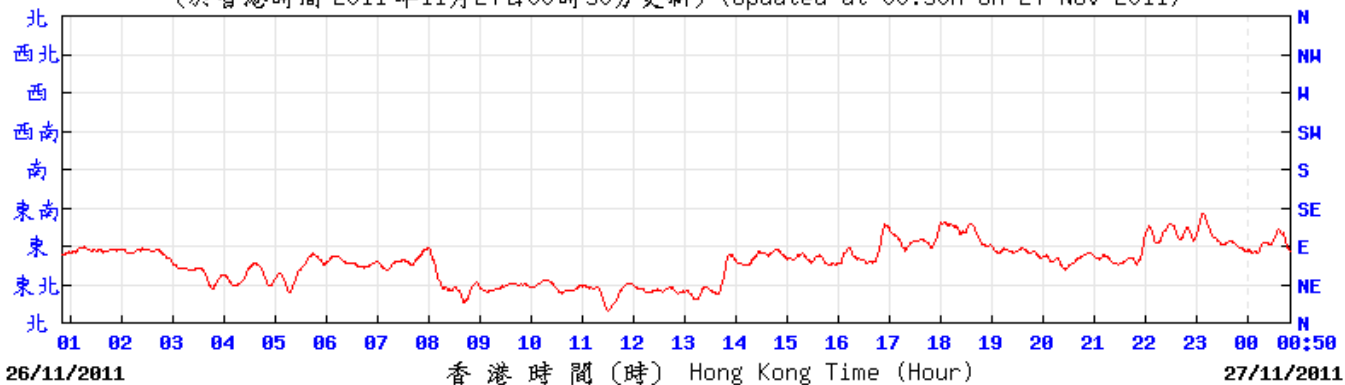
(公里/小時) (於香港時間 2011 年11月27日 0時50分更新) (Updated at 00:50H on 27 Nov 2011) (km/h)



© 香港天文台 Hong Kong Observatory

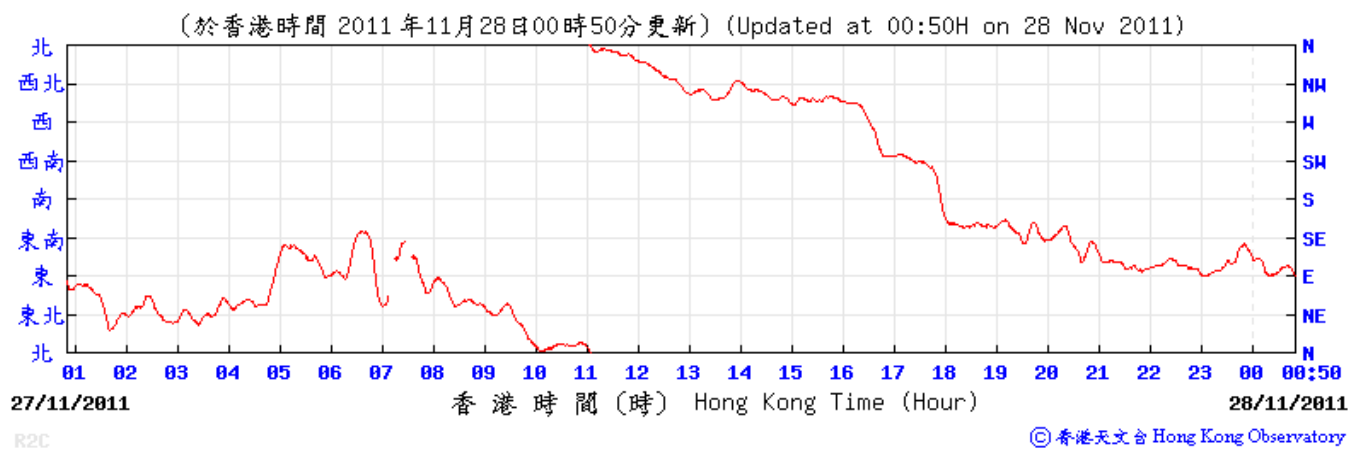
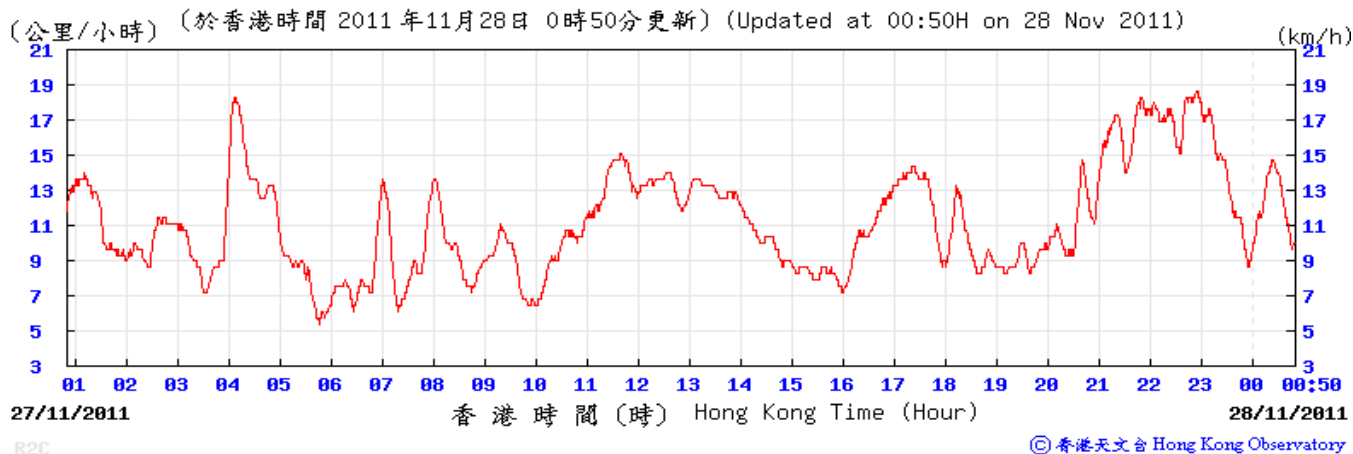
R2C

(於香港時間 2011 年11月27日00時50分更新) (Updated at 00:50H on 27 Nov 2011)

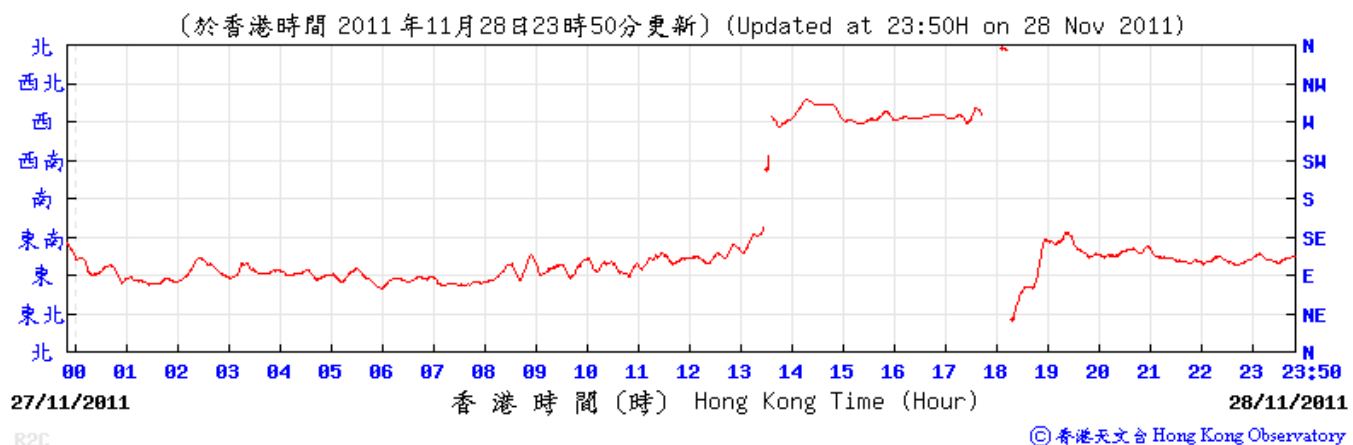
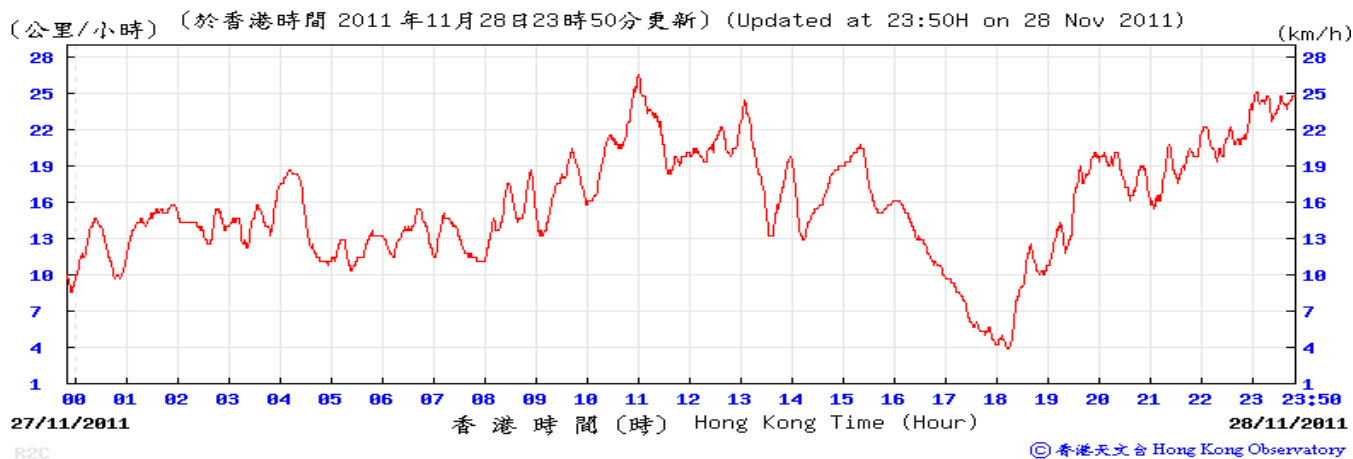


© 香港天文台 Hong Kong Observatory

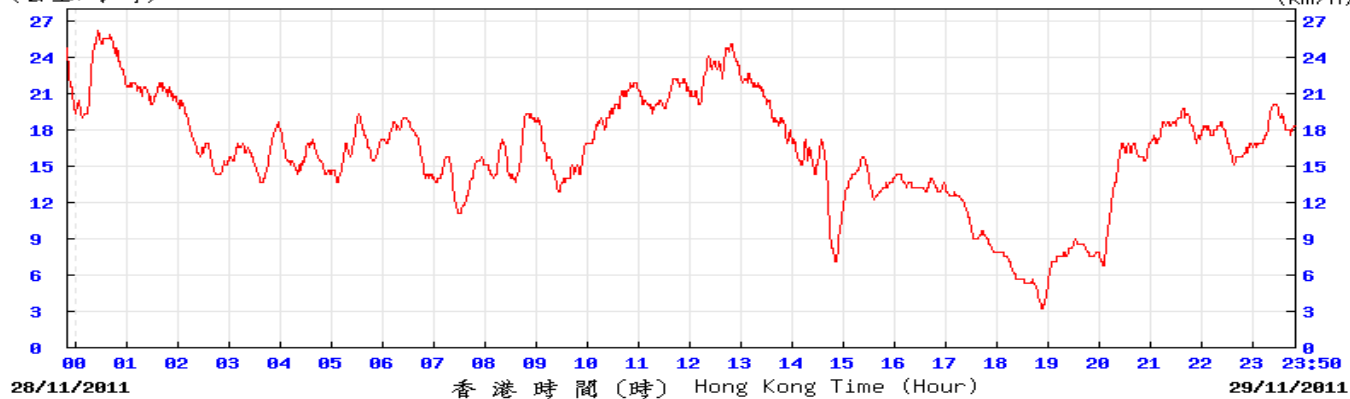
R2C



28 November 2012



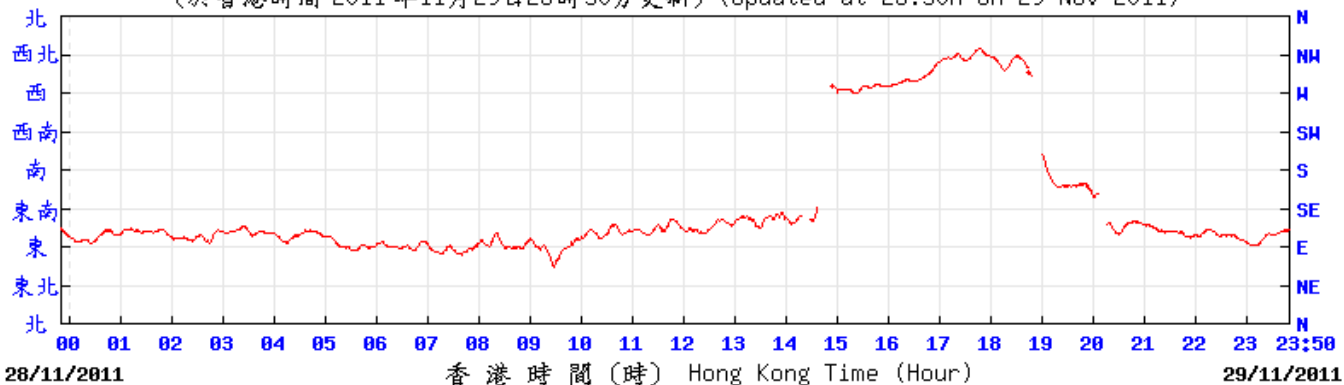
(公里/小時) (於香港時間 2011 年11月29日23時50分更新) (Updated at 23:50H on 29 Nov 2011) (km/h)



© 香港天文台 Hong Kong Observatory

R2C

(於香港時間 2011 年11月29日23時50分更新) (Updated at 23:50H on 29 Nov 2011)

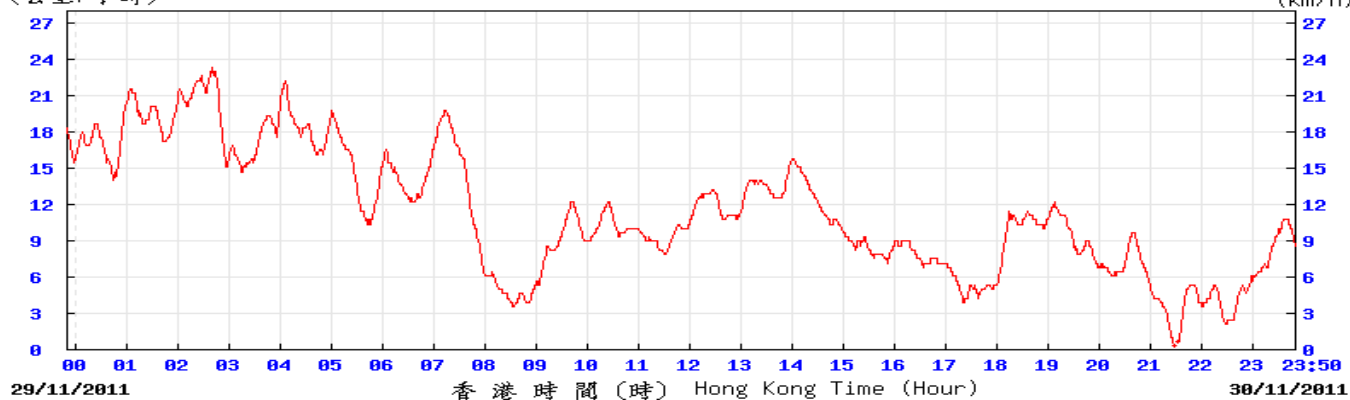


© 香港天文台 Hong Kong Observatory

R2C

30 November 2012

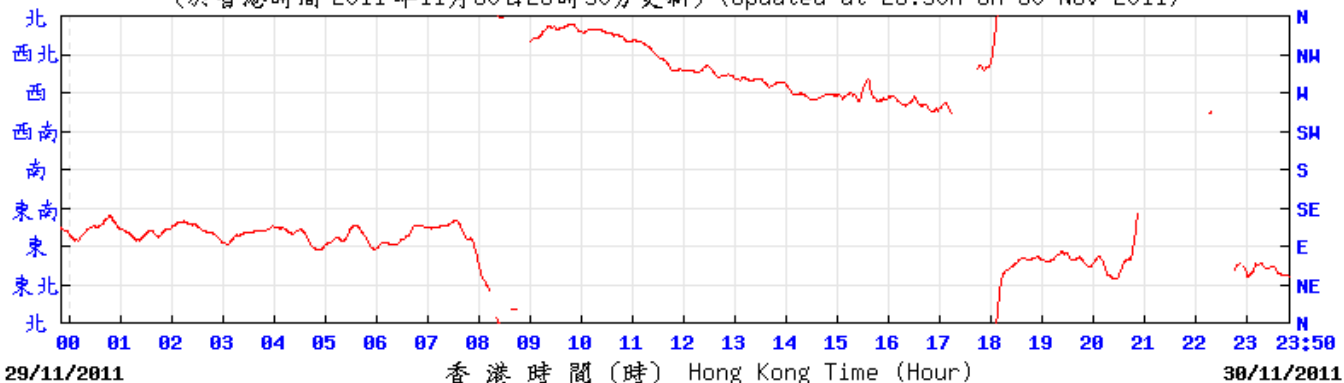
(公里/小時) (於香港時間 2011 年11月30日23時50分更新) (Updated at 23:50H on 30 Nov 2011) (km/h)



© 香港天文台 Hong Kong Observatory

R2C

(於香港時間 2011 年11月30日23時50分更新) (Updated at 23:50H on 30 Nov 2011)



© 香港天文台 Hong Kong Observatory

R2C

| DATE | TIME | WIND SPEED (MPH) | WIND DIRECTION | DATE | TIME | WIND SPEED (MPH) | WIND DIRECTION |
|----------|----------|------------------|----------------|----------|----------|------------------|----------------|
| 11/29/12 | 04:50 PM | 19.6 | 2.2 | 11/29/12 | 09:05 PM | 19.4 | 3.6 |
| 11/29/12 | 04:57 PM | --- | 0 | 11/29/12 | 09:10 PM | 19.5 | 3.6 |
| 11/29/12 | 05:00 PM | 19.6 | 4 | 11/29/12 | 09:15 PM | 19.5 | 4 |
| 11/29/12 | 05:05 PM | 19.7 | 4.5 | 11/29/12 | 09:20 PM | 19.5 | 2.7 |
| 11/29/12 | 05:10 PM | 19.7 | 4 | 11/29/12 | 09:25 PM | 19.4 | 3.1 |
| 11/29/12 | 05:15 PM | 19.6 | 3.6 | 11/29/12 | 09:30 PM | 19.6 | 4 |
| 11/29/12 | 05:20 PM | 19.6 | 3.6 | 11/29/12 | 09:35 PM | 19.6 | 3.1 |
| 11/29/12 | 05:25 PM | 19.5 | 4 | 11/29/12 | 09:40 PM | 19.5 | 2.2 |
| 11/29/12 | 05:30 PM | 19.5 | 3.6 | 11/29/12 | 09:45 PM | 19.5 | 2.7 |
| 11/29/12 | 05:35 PM | 19.5 | 3.6 | 11/29/12 | 09:50 PM | 19.5 | 2.2 |
| 11/29/12 | 05:40 PM | 19.4 | 2.7 | 11/29/12 | 09:55 PM | 19.5 | 3.1 |
| 11/29/12 | 05:45 PM | 19.4 | 3.1 | 11/29/12 | 10:00 PM | 19.6 | 4.9 |
| 11/29/12 | 05:50 PM | 19.5 | 3.6 | 11/29/12 | 10:05 PM | 19.5 | 3.6 |
| 11/29/12 | 05:55 PM | 19.5 | 4.5 | 11/29/12 | 10:10 PM | 19.4 | 4 |
| 11/29/12 | 06:00 PM | 19.4 | 3.6 | 11/29/12 | 10:15 PM | 19.4 | 3.6 |
| 11/29/12 | 06:05 PM | 19.4 | 2.2 | 11/29/12 | 10:20 PM | 19.4 | 3.6 |
| 11/29/12 | 06:10 PM | 19.4 | 2.7 | 11/29/12 | 10:25 PM | 19.5 | 4.9 |
| 11/29/12 | 06:15 PM | 19.4 | 2.7 | 11/29/12 | 10:30 PM | 19.4 | 4 |
| 11/29/12 | 06:20 PM | 19.4 | 2.2 | 11/29/12 | 10:35 PM | 19.4 | 4.5 |
| 11/29/12 | 06:25 PM | 19.4 | 2.7 | 11/29/12 | 10:40 PM | 19.4 | 4.5 |
| 11/29/12 | 06:30 PM | 19.5 | 1.8 | 11/29/12 | 10:45 PM | 19.4 | 3.1 |
| 11/29/12 | 06:35 PM | 19.4 | 1.3 | 11/29/12 | 10:50 PM | 19.3 | 4 |
| 11/29/12 | 06:40 PM | 19.4 | 0.9 | 11/29/12 | 10:55 PM | 19.6 | 4.5 |
| 11/29/12 | 06:45 PM | 19.2 | 0.9 | 11/29/12 | 11:00 PM | 19.6 | 4.9 |
| 11/29/12 | 06:50 PM | 19.3 | 1.8 | 11/29/12 | 11:05 PM | 19.6 | 3.1 |
| 11/29/12 | 06:55 PM | 19.4 | 1.3 | 11/29/12 | 11:10 PM | 19.6 | 3.1 |
| 11/29/12 | 07:00 PM | 19.4 | 1.3 | 11/29/12 | 11:15 PM | 19.5 | 4.9 |
| 11/29/12 | 07:05 PM | 19.4 | 1.3 | 11/29/12 | 11:20 PM | 19.6 | 4.9 |
| 11/29/12 | 07:10 PM | 19.4 | 2.7 | 11/29/12 | 11:25 PM | 19.7 | 4.5 |
| 11/29/12 | 07:15 PM | 19.2 | 2.2 | 11/29/12 | 11:30 PM | 19.6 | 4.9 |
| 11/29/12 | 07:20 PM | 19.4 | 2.7 | 11/29/12 | 11:35 PM | 19.7 | 5.4 |
| 11/29/12 | 07:25 PM | 19.4 | 2.7 | 11/29/12 | 11:40 PM | 19.6 | 6.3 |
| 11/29/12 | 07:30 PM | 19.4 | 2.7 | 11/29/12 | 11:45 PM | 19.7 | 6.3 |
| 11/29/12 | 07:35 PM | 19.3 | 3.1 | 11/29/12 | 11:50 PM | 19.8 | 5.8 |
| 11/29/12 | 07:40 PM | 19.5 | 3.1 | 11/29/12 | 11:55 PM | 19.8 | 5.4 |
| 11/29/12 | 07:45 PM | 19.5 | 3.1 | 11/30/12 | 12:00 AM | 19.8 | 5.4 |
| 11/29/12 | 07:50 PM | 19.5 | 2.7 | 11/30/12 | 12:05 AM | 19.7 | 5.4 |
| 11/29/12 | 07:55 PM | 19.5 | 2.7 | 11/30/12 | 12:10 AM | 19.7 | 5.4 |
| 11/29/12 | 08:00 PM | 19.3 | 3.6 | 11/30/12 | 12:15 AM | 19.9 | 4.9 |
| 11/29/12 | 08:05 PM | 19.3 | 3.6 | 11/30/12 | 12:20 AM | 19.9 | 5.8 |
| 11/29/12 | 08:10 PM | 19.5 | 3.6 | 11/30/12 | 12:25 AM | 19.9 | 4.9 |
| 11/29/12 | 08:15 PM | 19.5 | 4.5 | 11/30/12 | 12:30 AM | 20 | 5.4 |
| 11/29/12 | 08:20 PM | 19.3 | 4 | 11/30/12 | 12:35 AM | 19.9 | 4.5 |
| 11/29/12 | 08:25 PM | 19.3 | 3.6 | 11/30/12 | 12:40 AM | 20.2 | 4.5 |
| 11/29/12 | 08:30 PM | 19.5 | 4 | 11/30/12 | 12:45 AM | 20.2 | 4.5 |
| 11/29/12 | 08:35 PM | 19.3 | 3.6 | 11/30/12 | 12:50 AM | 20.1 | 4.5 |
| 11/29/12 | 08:40 PM | 19.5 | 2.7 | 11/30/12 | 12:55 AM | 20.1 | 4 |
| 11/29/12 | 08:45 PM | 19.5 | 2.7 | 11/30/12 | 01:00 AM | 20.1 | 4.5 |
| 11/29/12 | 08:50 PM | 19.5 | 2.7 | 11/30/12 | 01:05 AM | 20.2 | 4.5 |
| 11/29/12 | 08:55 PM | 19.4 | 2.2 | 11/30/12 | 01:10 AM | 20.2 | 4.5 |
| 11/29/12 | 09:00 PM | 19.4 | 2.7 | 11/30/12 | 01:15 AM | 20 | 4 |

| DATE | TIME | WIND SPEED (MPH) | WIND DIRECTION | DATE | TIME | WIND SPEED (MPH) | WIND DIRECTION |
|----------|----------|------------------|----------------|----------|----------|------------------|----------------|
| 11/30/12 | 01:20 AM | 20.1 | 4 | 11/30/12 | 05:30 AM | 20.3 | 3.6 |
| 11/30/12 | 01:25 AM | 20 | 5.4 | 11/30/12 | 05:35 AM | 20.3 | 3.1 |
| 11/30/12 | 01:30 AM | 20.1 | 5.4 | 11/30/12 | 05:40 AM | 20.3 | 3.6 |
| 11/30/12 | 01:35 AM | 20 | 5.4 | 11/30/12 | 05:45 AM | 20.4 | 4.5 |
| 11/30/12 | 01:40 AM | 20.1 | 4.5 | 11/30/12 | 05:50 AM | 20.3 | 3.1 |
| 11/30/12 | 01:45 AM | 20 | 5.4 | 11/30/12 | 05:55 AM | 20.3 | 3.1 |
| 11/30/12 | 01:50 AM | 20 | 5.4 | 11/30/12 | 06:00 AM | 20.3 | 2.7 |
| 11/30/12 | 01:55 AM | 20.1 | 5.4 | 11/30/12 | 06:05 AM | 20.4 | 1.8 |
| 11/30/12 | 02:00 AM | 20 | 5.8 | 11/30/12 | 06:10 AM | 20.4 | 1.3 |
| 11/30/12 | 02:05 AM | 20.1 | 4.9 | 11/30/12 | 06:15 AM | 20.5 | 1.8 |
| 11/30/12 | 02:10 AM | 20 | 4.9 | 11/30/12 | 06:20 AM | 20.4 | 3.1 |
| 11/30/12 | 02:15 AM | 20.2 | 4.9 | 11/30/12 | 06:25 AM | 20.4 | 3.1 |
| 11/30/12 | 02:20 AM | 20 | 5.8 | 11/30/12 | 06:30 AM | 20.3 | 4 |
| 11/30/12 | 02:25 AM | 20 | 5.8 | 11/30/12 | 06:35 AM | 20.3 | 4.5 |
| 11/30/12 | 02:30 AM | 19.9 | 6.3 | 11/30/12 | 06:40 AM | 20.3 | 4.9 |
| 11/30/12 | 02:35 AM | 20 | 6.3 | 11/30/12 | 06:45 AM | 20.4 | 4 |
| 11/30/12 | 02:40 AM | 20.1 | 5.4 | 11/30/12 | 06:50 AM | 20.5 | 4 |
| 11/30/12 | 02:45 AM | 20.1 | 4.9 | 11/30/12 | 06:55 AM | 20.5 | 2.2 |
| 11/30/12 | 02:50 AM | 20.2 | 3.6 | 11/30/12 | 07:00 AM | 20.5 | 2.7 |
| 11/30/12 | 02:55 AM | 20.2 | 4 | 11/30/12 | 07:05 AM | 20.5 | 2.7 |
| 11/30/12 | 03:00 AM | 20 | 4.9 | 11/30/12 | 07:10 AM | 20.5 | 2.7 |
| 11/30/12 | 03:05 AM | 20.2 | 4.5 | 11/30/12 | 07:15 AM | 20.5 | 3.1 |
| 11/30/12 | 03:10 AM | 20.3 | 4 | 11/30/12 | 07:20 AM | 20.6 | 3.6 |
| 11/30/12 | 03:15 AM | 20.3 | 2.7 | 11/30/12 | 07:25 AM | 20.5 | 4.9 |
| 11/30/12 | 03:20 AM | 20.5 | 1.3 | 11/30/12 | 07:30 AM | 20.5 | 4 |
| 11/30/12 | 03:25 AM | 20.7 | 1.8 | 11/30/12 | 07:35 AM | 20.5 | 3.6 |
| 11/30/12 | 03:30 AM | 20.7 | 1.3 | 11/30/12 | 07:40 AM | 20.5 | 4 |
| 11/30/12 | 03:35 AM | 20.4 | 3.6 | 11/30/12 | 07:45 AM | 21 | 3.1 |
| 11/30/12 | 03:40 AM | 20.4 | 4.9 | 11/30/12 | 07:50 AM | 20.9 | 3.1 |
| 11/30/12 | 03:45 AM | 20.4 | 4 | 11/30/12 | 07:55 AM | 20.8 | 2.2 |
| 11/30/12 | 03:50 AM | 20.3 | 3.6 | 11/30/12 | 08:00 AM | 20.8 | 2.7 |
| 11/30/12 | 03:55 AM | 20.2 | 2.7 | 11/30/12 | 08:05 AM | 20.8 | 3.1 |
| 11/30/12 | 04:00 AM | 20.1 | 3.6 | 11/30/12 | 08:10 AM | 21.1 | 3.6 |
| 11/30/12 | 04:05 AM | 20.1 | 3.6 | 11/30/12 | 08:15 AM | 20.8 | 3.6 |
| 11/30/12 | 04:10 AM | 20.2 | 3.6 | 11/30/12 | 08:20 AM | 20.7 | 3.6 |
| 11/30/12 | 04:15 AM | 20.2 | 3.1 | 11/30/12 | 08:25 AM | 20.7 | 3.1 |
| 11/30/12 | 04:20 AM | 20.3 | 2.7 | 11/30/12 | 08:30 AM | 20.8 | 3.1 |
| 11/30/12 | 04:25 AM | 20.3 | 2.2 | 11/30/12 | 08:35 AM | 20.9 | 3.1 |
| 11/30/12 | 04:30 AM | 20.3 | 2.2 | 11/30/12 | 08:40 AM | 21 | 3.6 |
| 11/30/12 | 04:35 AM | 20.4 | 2.2 | 11/30/12 | 08:45 AM | 20.9 | 4.5 |
| 11/30/12 | 04:40 AM | 20.4 | 2.7 | 11/30/12 | 08:50 AM | 20.9 | 4 |
| 11/30/12 | 04:45 AM | 20.3 | 2.7 | 11/30/12 | 08:55 AM | 21 | 3.1 |
| 11/30/12 | 04:50 AM | 20.3 | 3.1 | 11/30/12 | 09:00 AM | 21.2 | 1.8 |
| 11/30/12 | 04:55 AM | 20.3 | 3.6 | 11/30/12 | 09:05 AM | 21.4 | 1.8 |
| 11/30/12 | 05:00 AM | 20.2 | 3.6 | 11/30/12 | 09:10 AM | 21.7 | 1.3 |
| 11/30/12 | 05:05 AM | 20.3 | 3.6 | 11/30/12 | 09:15 AM | 21.6 | 0.9 |
| 11/30/12 | 05:10 AM | 20.3 | 3.1 | 11/30/12 | 09:20 AM | 21.6 | 4 |
| 11/30/12 | 05:15 AM | 20.3 | 3.1 | 11/30/12 | 09:25 AM | 21.6 | 2.2 |
| 11/30/12 | 05:20 AM | 20.2 | 4.5 | 11/30/12 | 09:30 AM | 21.5 | 2.2 |
| 11/30/12 | 05:25 AM | 20.3 | 3.1 | 11/30/12 | 09:35 AM | 21.6 | 1.3 |

| DATE | TIME | WIND SPEED (MPH) | WIND DIRECTION | DATE | TIME | WIND SPEED (MPH) | WIND DIRECTION |
|----------|----------|------------------|----------------|----------|----------|------------------|----------------|
| 11/30/12 | 09:40 AM | 21.7 | 0.9 | 11/30/12 | 08:25 PM | 19 | 0.9 |
| 11/30/12 | 09:45 AM | 21.5 | 2.2 | 11/30/12 | 08:30 PM | 19 | 0.9 |
| 11/30/12 | 09:50 AM | 21.4 | 2.2 | 11/30/12 | 08:35 PM | 19 | 0.4 |
| 11/30/12 | 09:55 AM | 21.5 | 3.1 | 11/30/12 | 08:40 PM | 19.1 | 0.4 |
| 11/30/12 | 10:00 AM | 21.2 | 4.5 | 11/30/12 | 08:45 PM | 19.1 | 0.4 |
| 11/30/12 | 10:05 AM | 21.1 | 4.9 | 11/30/12 | 08:50 PM | 19.1 | 0.4 |
| 11/30/12 | 10:10 AM | 21.3 | 3.6 | 11/30/12 | 08:55 PM | 19.1 | 0.9 |
| 11/30/12 | 10:15 AM | 21.5 | 4.5 | 11/30/12 | 09:00 PM | 19.1 | 1.3 |
| 11/30/12 | 10:20 AM | 21.5 | 4 | 11/30/12 | 09:05 PM | 19.1 | 1.3 |
| 11/30/12 | 10:25 AM | 21.3 | 4.5 | 11/30/12 | 09:10 PM | 19.1 | 0.4 |
| 11/30/12 | 10:30 AM | 21.2 | 4 | 11/30/12 | 09:15 PM | 19.2 | 0 |
| 11/30/12 | 10:35 AM | 21.3 | 3.6 | 11/30/12 | 09:20 PM | 19.2 | 0.4 |
| 11/30/12 | 10:40 AM | 21.6 | 2.2 | 11/30/12 | 09:25 PM | 19.3 | 1.3 |
| 11/30/12 | 05:23 PM | --- | 0 | 11/30/12 | 09:30 PM | 19.3 | 0.4 |
| 11/30/12 | 05:25 PM | 18.5 | 0.4 | 11/30/12 | 09:35 PM | 19.2 | 1.3 |
| 11/30/12 | 05:30 PM | 18.5 | 0.4 | 11/30/12 | 09:40 PM | 19.2 | 0.9 |
| 11/30/12 | 05:35 PM | 18.5 | 0.9 | 11/30/12 | 09:45 PM | 19.3 | 0.4 |
| 11/30/12 | 05:40 PM | 18.6 | 0.9 | 11/30/12 | 09:50 PM | 19.3 | 0.9 |
| 11/30/12 | 05:45 PM | 18.6 | 0.9 | 11/30/12 | 09:55 PM | 19.3 | 0 |
| 11/30/12 | 05:50 PM | 18.6 | 0.9 | 11/30/12 | 10:00 PM | 19.5 | 0.4 |
| 11/30/12 | 05:55 PM | 18.5 | 2.2 | 11/30/12 | 10:05 PM | 19.5 | 0.4 |
| 11/30/12 | 06:00 PM | 18.5 | 1.3 | 11/30/12 | 10:10 PM | 19.7 | 0.9 |
| 11/30/12 | 06:05 PM | 18.5 | 1.8 | 11/30/12 | 10:15 PM | 19.6 | 0.9 |
| 11/30/12 | 06:10 PM | 18.5 | 0.9 | 11/30/12 | 10:20 PM | 19.7 | 1.3 |
| 11/30/12 | 06:15 PM | 18.8 | 0.9 | 11/30/12 | 10:25 PM | 19.5 | 1.3 |
| 11/30/12 | 06:20 PM | 18.9 | 0.4 | 11/30/12 | 10:30 PM | 19.6 | 1.3 |
| 11/30/12 | 06:25 PM | 19 | 0 | 11/30/12 | 10:35 PM | 19.5 | 0.9 |
| 11/30/12 | 06:30 PM | 18.8 | 0 | 11/30/12 | 10:40 PM | 19.5 | 0.9 |
| 11/30/12 | 06:35 PM | 19 | 0.4 | 11/30/12 | 10:45 PM | 19.6 | 0.4 |
| 11/30/12 | 06:40 PM | 19 | 0.4 | 11/30/12 | 10:50 PM | 19.6 | 0.4 |
| 11/30/12 | 06:45 PM | 19 | 0.4 | 11/30/12 | 10:55 PM | 19.6 | 0.9 |
| 11/30/12 | 06:50 PM | 19.1 | 0.4 | 11/30/12 | 11:00 PM | 19.6 | 0 |
| 11/30/12 | 06:55 PM | 19.1 | 0.4 | 11/30/12 | 11:05 PM | 19.6 | 0 |
| 11/30/12 | 07:00 PM | 19.1 | 0.4 | 11/30/12 | 11:10 PM | 19.6 | 0 |
| 11/30/12 | 07:05 PM | 19 | 0.4 | 11/30/12 | 11:15 PM | 19.6 | 0 |
| 11/30/12 | 07:10 PM | 19.1 | 0.4 | 11/30/12 | 11:20 PM | 19.7 | 0.4 |
| 11/30/12 | 07:15 PM | 19.1 | 0.9 | 11/30/12 | 11:25 PM | 19.7 | 1.3 |
| 11/30/12 | 07:20 PM | 19.1 | 0.9 | 11/30/12 | 11:30 PM | 19.7 | 1.8 |
| 11/30/12 | 07:25 PM | 19.1 | 0.9 | 11/30/12 | 11:35 PM | 19.6 | 1.8 |
| 11/30/12 | 07:30 PM | 19.2 | 0.9 | 11/30/12 | 11:40 PM | 19.6 | 1.3 |
| 11/30/12 | 07:35 PM | 19 | 1.3 | 11/30/12 | 11:45 PM | 19.7 | 0.4 |
| 11/30/12 | 07:40 PM | 19.2 | 1.3 | 11/30/12 | 11:50 PM | 19.7 | 0.4 |
| 11/30/12 | 07:45 PM | 19.2 | 0.4 | 11/30/12 | 11:55 PM | 19.8 | 0.4 |
| 11/30/12 | 07:50 PM | 19.2 | 0.9 | | | | |
| 11/30/12 | 07:55 PM | 19.1 | 1.3 | | | | |
| 11/30/12 | 08:00 PM | 19.1 | 1.3 | | | | |
| 11/30/12 | 08:05 PM | 19.1 | 0.9 | | | | |
| 11/30/12 | 08:10 PM | 19.1 | 1.3 | | | | |
| 11/30/12 | 08:15 PM | 19 | 1.3 | | | | |
| 11/30/12 | 08:20 PM | 19 | 1.3 | | | | |