

Figure 1. Transect Line Layout in Northwest and Northeast Lantau Survey Areas

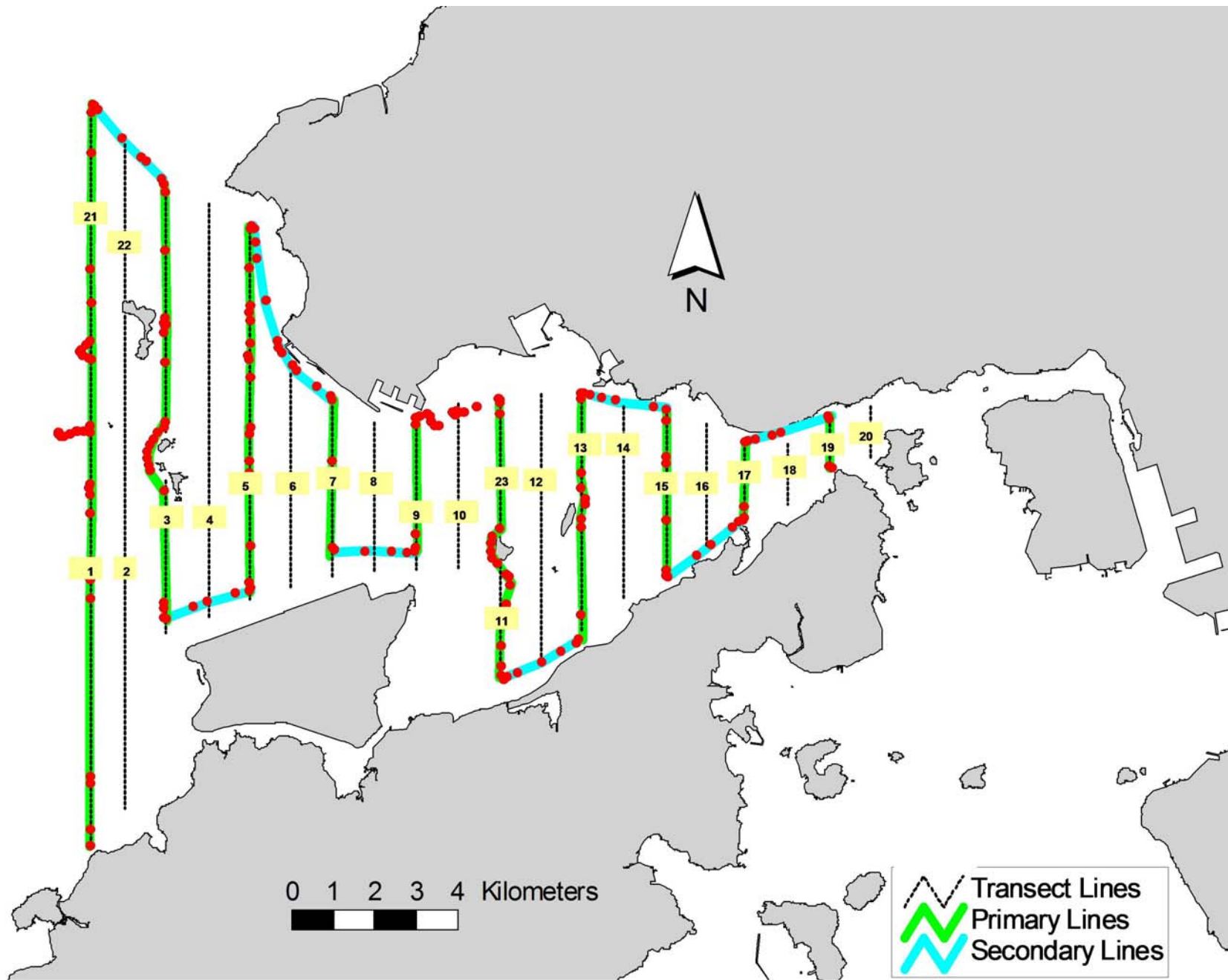


Figure 2. Survey Route on February 6<sup>th</sup>, 2014

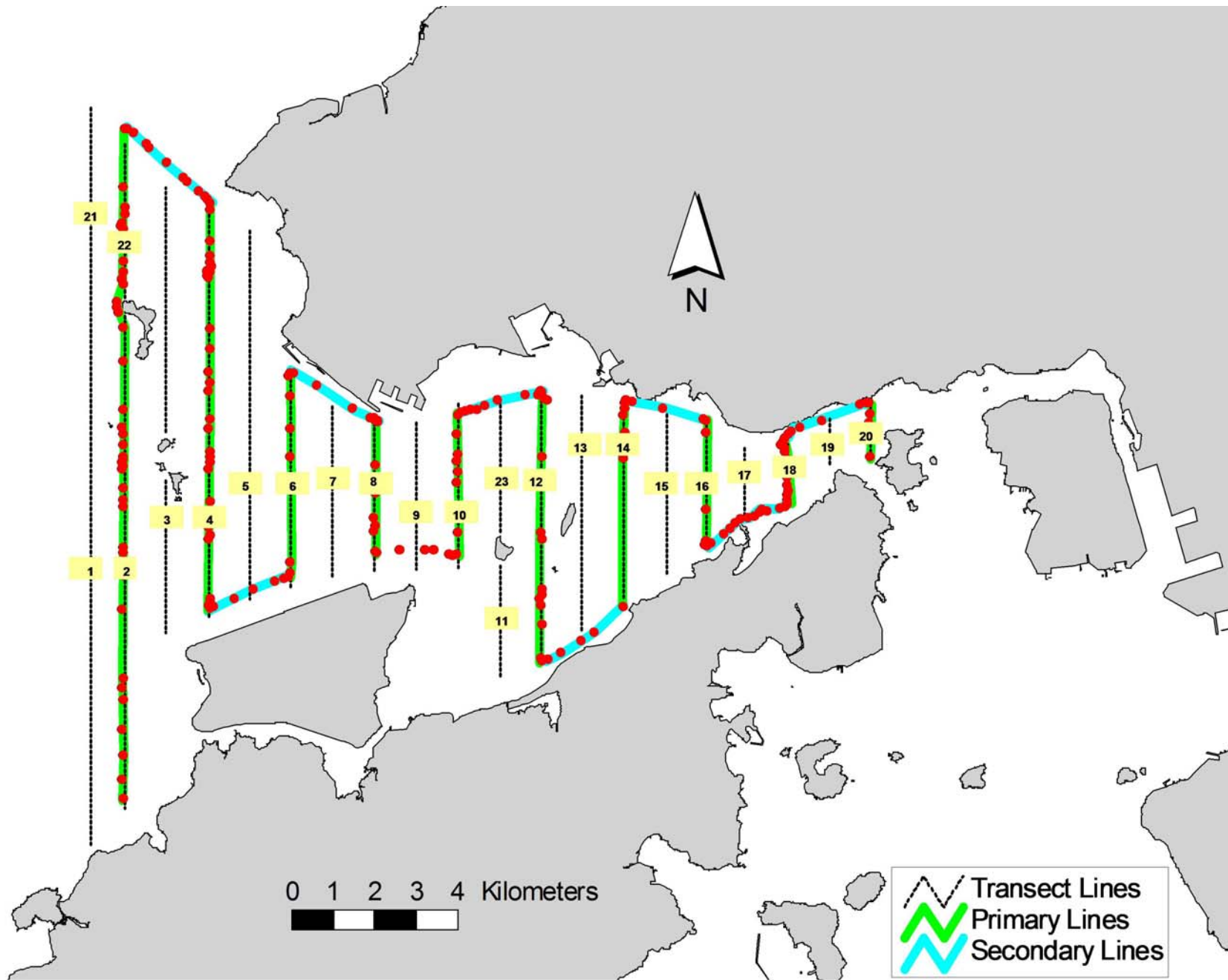


Figure 3. Survey Route on February 12<sup>th</sup>, 2014

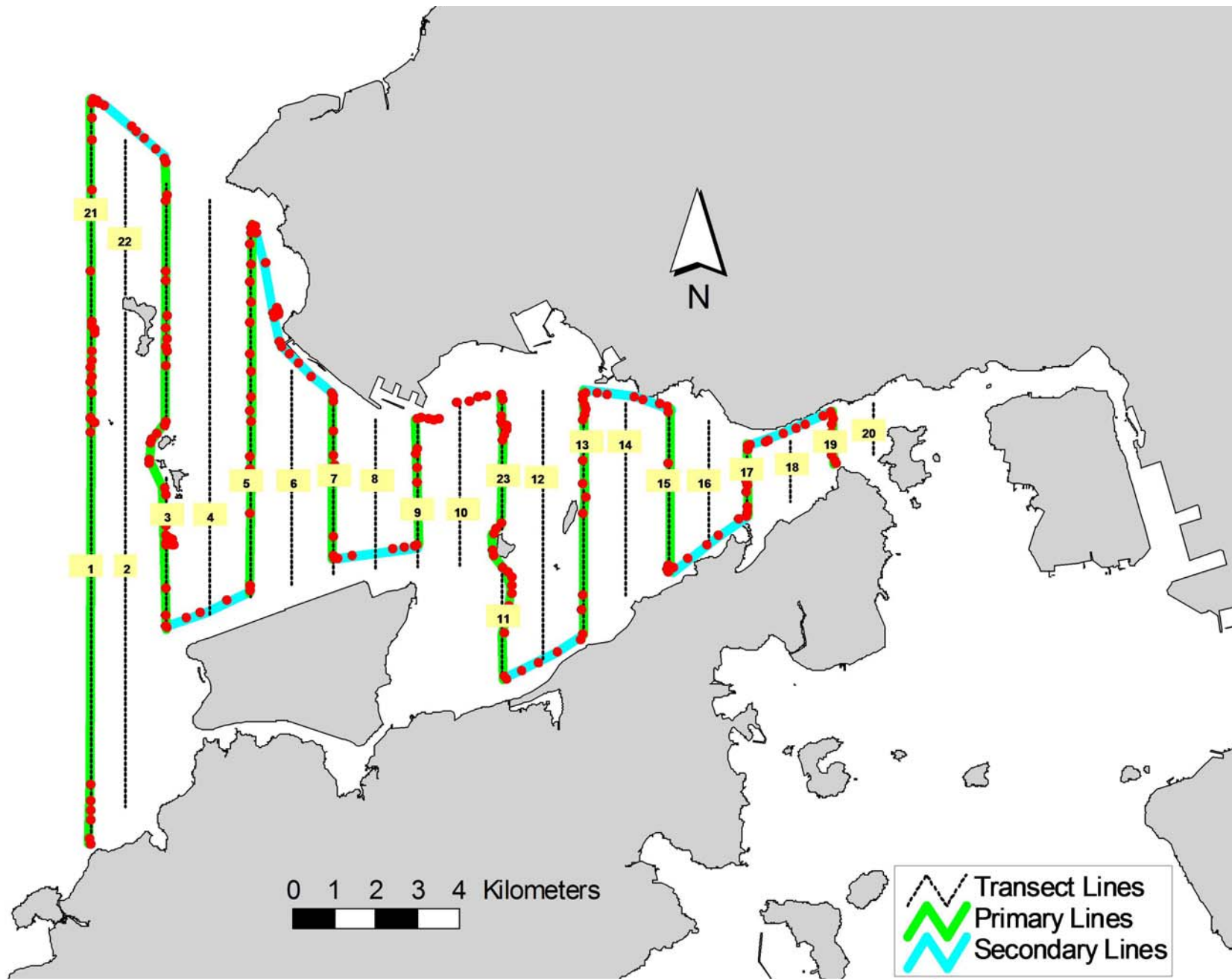


Figure 4. Survey Route on February 14<sup>th</sup>, 2014

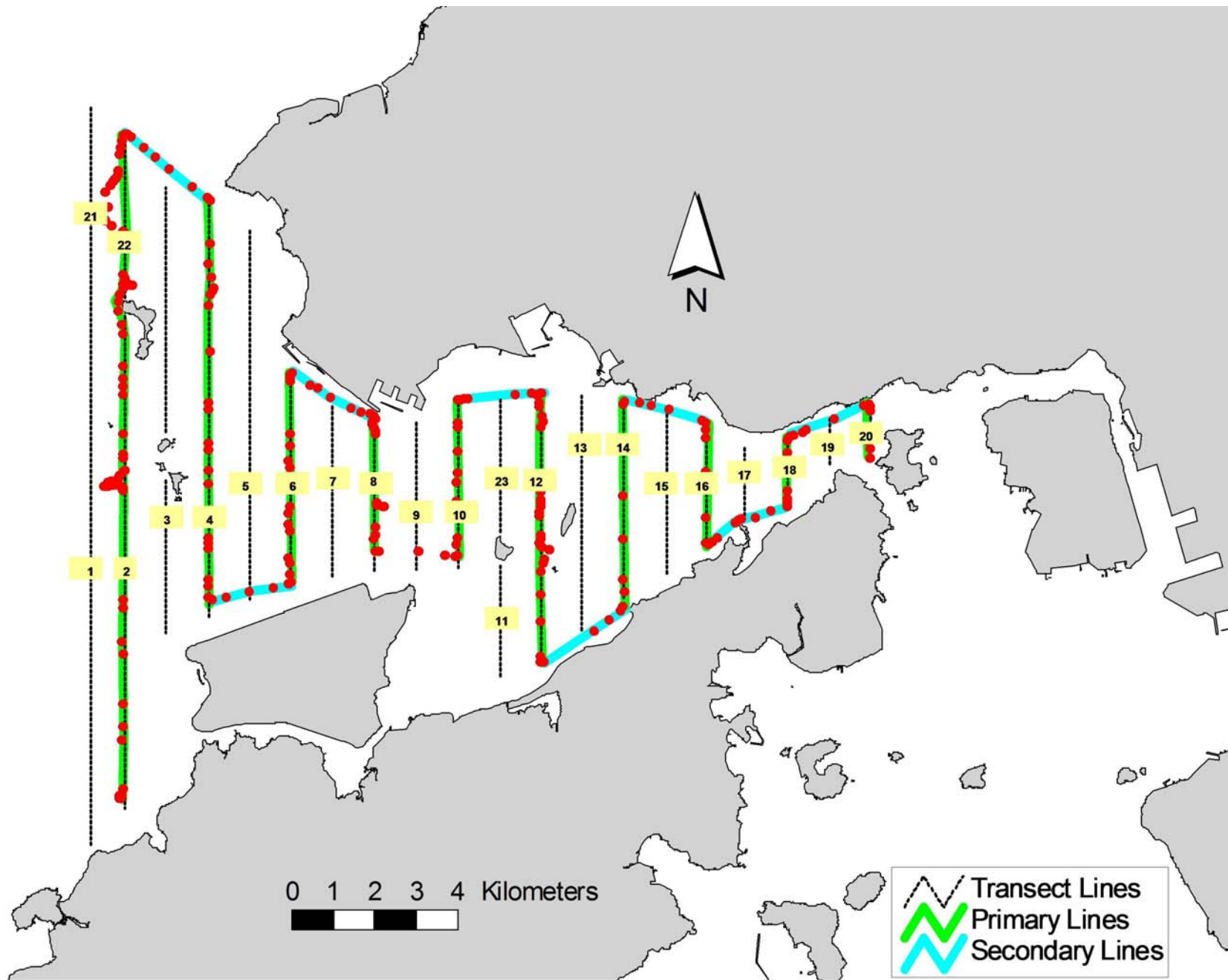


Figure 5. Survey Route on February 20<sup>th</sup>, 2014

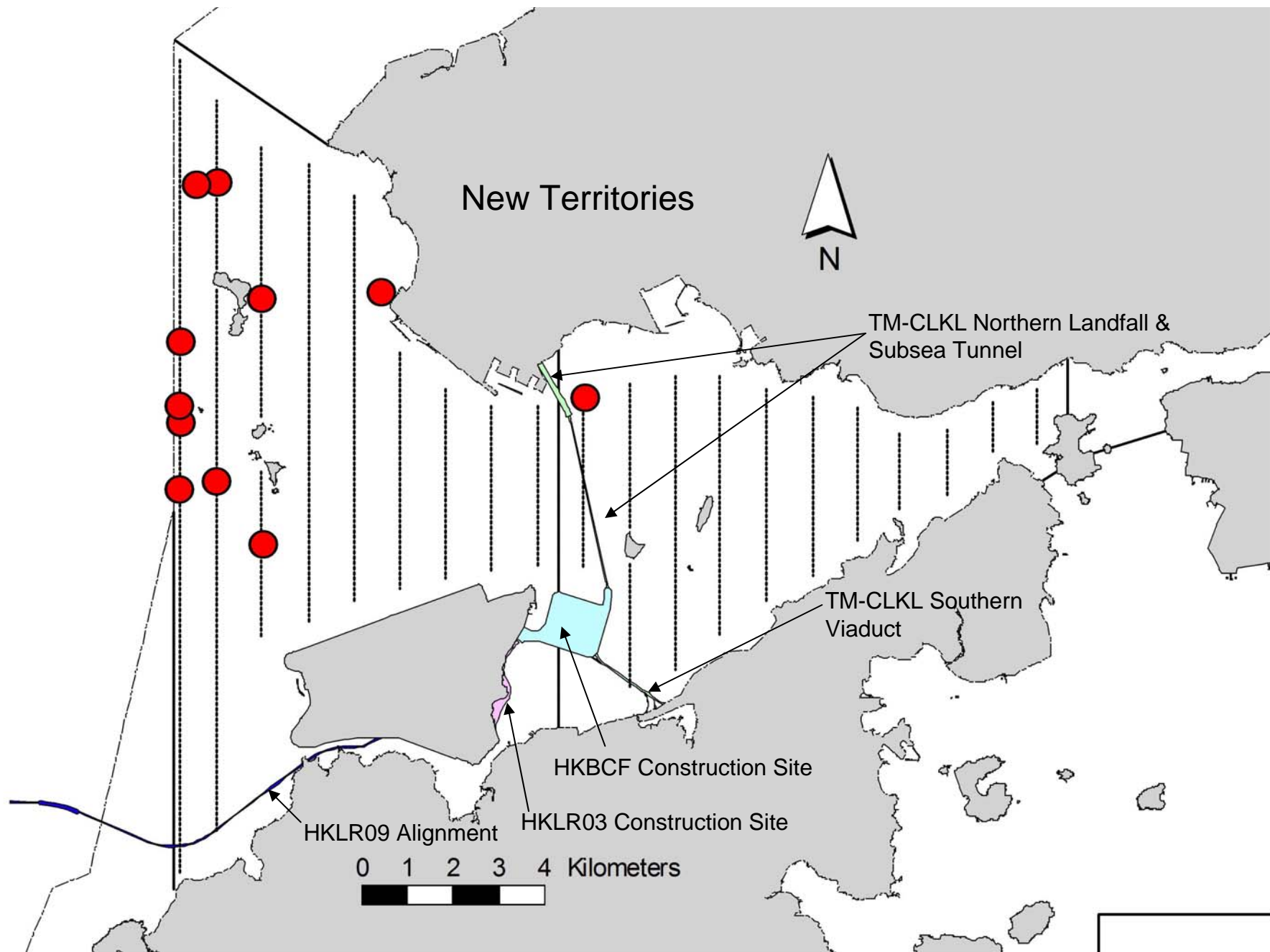


Figure 6. Distribution of Chinese White Dolphin Sightings During February 2014 HKLR03 Monitoring Surveys

## Annex I. HKLR03 Survey Effort Database (February 2014)

(Abbreviations: BEAU = Beaufort Sea State; P = Primary Line Effort; S = Secondary Line Effort)

| DATE      | AREA      | BEAU | EFFORT | SEASON | VESSEL         | TYPE | P/S |
|-----------|-----------|------|--------|--------|----------------|------|-----|
| 6-Feb-14  | NW LANTAU | 1    | 1.68   | WINTER | STANDARD 31516 | HKLR | P   |
| 6-Feb-14  | NW LANTAU | 2    | 35.03  | WINTER | STANDARD 31516 | HKLR | P   |
| 6-Feb-14  | NW LANTAU | 3    | 2.90   | WINTER | STANDARD 31516 | HKLR | P   |
| 6-Feb-14  | NW LANTAU | 2    | 11.99  | WINTER | STANDARD 31516 | HKLR | S   |
| 6-Feb-14  | NW LANTAU | 3    | 1.20   | WINTER | STANDARD 31516 | HKLR | S   |
| 6-Feb-14  | NE LANTAU | 1    | 5.59   | WINTER | STANDARD 31516 | HKLR | P   |
| 6-Feb-14  | NE LANTAU | 2    | 8.66   | WINTER | STANDARD 31516 | HKLR | P   |
| 6-Feb-14  | NE LANTAU | 3    | 2.60   | WINTER | STANDARD 31516 | HKLR | P   |
| 6-Feb-14  | NE LANTAU | 1    | 4.45   | WINTER | STANDARD 31516 | HKLR | S   |
| 6-Feb-14  | NE LANTAU | 2    | 6.50   | WINTER | STANDARD 31516 | HKLR | S   |
| 12-Feb-14 | NE LANTAU | 2    | 13.78  | WINTER | STANDARD 31516 | HKLR | P   |
| 12-Feb-14 | NE LANTAU | 3    | 5.91   | WINTER | STANDARD 31516 | HKLR | P   |
| 12-Feb-14 | NE LANTAU | 1    | 2.02   | WINTER | STANDARD 31516 | HKLR | S   |
| 12-Feb-14 | NE LANTAU | 2    | 5.36   | WINTER | STANDARD 31516 | HKLR | S   |
| 12-Feb-14 | NE LANTAU | 3    | 3.53   | WINTER | STANDARD 31516 | HKLR | S   |
| 12-Feb-14 | NW LANTAU | 2    | 11.72  | WINTER | STANDARD 31516 | HKLR | P   |
| 12-Feb-14 | NW LANTAU | 3    | 15.87  | WINTER | STANDARD 31516 | HKLR | P   |
| 12-Feb-14 | NW LANTAU | 2    | 3.67   | WINTER | STANDARD 31516 | HKLR | S   |
| 12-Feb-14 | NW LANTAU | 3    | 7.72   | WINTER | STANDARD 31516 | HKLR | S   |
| 14-Feb-14 | NE LANTAU | 2    | 11.72  | WINTER | STANDARD 31516 | HKLR | P   |
| 14-Feb-14 | NE LANTAU | 3    | 5.58   | WINTER | STANDARD 31516 | HKLR | P   |
| 14-Feb-14 | NE LANTAU | 2    | 7.68   | WINTER | STANDARD 31516 | HKLR | S   |
| 14-Feb-14 | NE LANTAU | 3    | 2.72   | WINTER | STANDARD 31516 | HKLR | S   |
| 14-Feb-14 | NW LANTAU | 2    | 17.02  | WINTER | STANDARD 31516 | HKLR | P   |
| 14-Feb-14 | NW LANTAU | 3    | 24.77  | WINTER | STANDARD 31516 | HKLR | P   |
| 14-Feb-14 | NW LANTAU | 2    | 9.82   | WINTER | STANDARD 31516 | HKLR | S   |
| 14-Feb-14 | NW LANTAU | 3    | 2.18   | WINTER | STANDARD 31516 | HKLR | S   |
| 20-Feb-14 | NW LANTAU | 3    | 22.68  | WINTER | STANDARD 31516 | HKLR | P   |
| 20-Feb-14 | NW LANTAU | 4    | 6.16   | WINTER | STANDARD 31516 | HKLR | P   |
| 20-Feb-14 | NW LANTAU | 3    | 7.31   | WINTER | STANDARD 31516 | HKLR | S   |
| 20-Feb-14 | NE LANTAU | 2    | 17.92  | WINTER | STANDARD 31516 | HKLR | P   |
| 20-Feb-14 | NE LANTAU | 3    | 2.19   | WINTER | STANDARD 31516 | HKLR | P   |
| 20-Feb-14 | NE LANTAU | 1    | 0.97   | WINTER | STANDARD 31516 | HKLR | S   |
| 20-Feb-14 | NE LANTAU | 2    | 8.94   | WINTER | STANDARD 31516 | HKLR | S   |

## Annex II. HKLR03 Chinese White Dolphin Sighting Database (February 2014)

(Abbreviations: STG# = Sighting Number; HRD SZ = Dolphin Herd Size; BEAU = Beaufort Sea State; PSD = Perpendicular Distance; BOAT ASSOC. = Fishing Boat Association P/S: Sighting Made on Primary/Secondary Line\$)

| DATE      | STG # | TIME | HRD SZ | AREA      | BEAU | PSD | EFFORT | TYPE | NORTHING | EASTING | SEASON | BOAT ASSOC. | P/S |
|-----------|-------|------|--------|-----------|------|-----|--------|------|----------|---------|--------|-------------|-----|
| 06-Feb-14 | 1     | 1040 | 2      | NW LANTAU | 2    | 895 | ON     | HKLR | 822535   | 804645  | WINTER | HANG        | P   |
| 06-Feb-14 | 2     | 1049 | 4      | NW LANTAU | 2    | 515 | ON     | HKLR | 823908   | 804658  | WINTER | NONE        | P   |
| 06-Feb-14 | 3     | 1109 | 2      | NW LANTAU | 2    | 422 | ON     | HKLR | 825591   | 804672  | WINTER | NONE        | P   |
| 06-Feb-14 | 4     | 1204 | 3      | NW LANTAU | 1    | 888 | ON     | HKLR | 826473   | 806445  | WINTER | NONE        | P   |
| 06-Feb-14 | 5     | 1428 | 4      | NE LANTAU | 2    | ND  | OFF    | HKLR | 824423   | 813528  | WINTER | NONE        |     |
| 12-Feb-14 | 1     | 1449 | 1      | NW LANTAU | 2    | 290 | ON     | HKLR | 828878   | 805462  | WINTER | NONE        | P   |
| 14-Feb-14 | 1     | 1237 | 1      | NW LANTAU | 2    | ND  | OFF    | HKLR | 826601   | 809051  | WINTER | NONE        |     |
| 14-Feb-14 | 2     | 1348 | 4      | NW LANTAU | 3    | 133 | ON     | HKLR | 821401   | 806466  | WINTER | NONE        | P   |
| 14-Feb-14 | 3     | 1525 | 1      | NW LANTAU | 3    | 112 | ON     | HKLR | 824262   | 804649  | WINTER | NONE        | P   |
| 20-Feb-14 | 1     | 1046 | 7      | NW LANTAU | 3    | 72  | ON     | HKLR | 822688   | 805449  | WINTER | NONE        | P   |
| 20-Feb-14 | 2     | 1135 | 7      | NW LANTAU | 3    | 648 | ON     | HKLR | 828813   | 805029  | WINTER | NONE        | P   |



**Annex III. Individual dolphins identified during HKLR03 monitoring surveys in February 2014**

| <b>ID#</b> | <b>DATE</b> | <b>STG#</b> | <b>AREA</b> |
|------------|-------------|-------------|-------------|
| CH34       | 20/02/14    | 1           | NW LANTAU   |
| EL01       | 06/02/14    | 5           | NE LANTAU   |
| NL24       | 20/02/14    | 1           | NW LANTAU   |
| NL93       | 20/02/14    | 2           | NW LANTAU   |
| NL98       | 20/02/14    | 1           | NW LANTAU   |
| NL120      | 06/02/14    | 5           | NE LANTAU   |
| NL136      | 20/02/14    | 2           | NW LANTAU   |
| NL139      | 20/02/14    | 1           | NW LANTAU   |
| NL165      | 20/02/14    | 1           | NW LANTAU   |
| NL202      | 06/02/14    | 3           | NW LANTAU   |
| NL210      | 14/02/14    | 1           | NW LANTAU   |
| NL259      | 20/02/14    | 2           | NW LANTAU   |
| NL260      | 20/02/14    | 2           | NW LANTAU   |
| NL261      | 06/02/14    | 5           | NE LANTAU   |
| NL284      | 20/02/14    | 1           | NW LANTAU   |
| NL286      | 06/02/14    | 3           | NW LANTAU   |
| NL296      | 20/02/14    | 2           | NW LANTAU   |



Annex IV. Photographs of Identified Individual Dolphins in February 2014 (HKLR03)



Annex IV. (cont'd)