

# Certificate of Calibration

## 校正證書

Certificate No. : C144277

證書編號

ITEM TESTED / 送檢項目 (Job No. / 序引編號 : IC14-1753) Date of Receipt / 收件日期 : 14 July 2014

Description / 儀器名稱 : Acoustical Calibrator

Manufacturer / 製造商 : Brüel & Kjær

Model No. / 型號 : 4231

Serial No. / 編號 : 3004068

Supplied By / 委託者 : Atkins China Limited

13/F, Wharf T&T Centre, Harbour City, Tsim Sha Tsui, Kowloon

### TEST CONDITIONS / 測試條件

Temperature / 溫度 :  $(23 \pm 2)^{\circ}\text{C}$

Relative Humidity / 相對濕度 :  $(55 \pm 20)\%$

Line Voltage / 電壓 : ---

### TEST SPECIFICATIONS / 測試規範

Calibration check

DATE OF TEST / 測試日期 : 19 July 2014

### TEST RESULTS / 測試結果

The results apply to the particular unit-under-test only.

All results are within manufacturer's specification.


The results are detailed in the subsequent page(s).

The test equipment used for calibration are traceable to National Standards via :

- The Government of The Hong Kong Special Administrative Region Standard & Calibration Laboratory
- Rohde & Schwarz Laboratory, Germany
- Fluke Everett Service Center, USA
- Agilent Technologies, USA


Tested By

測試

  
K C Lee  
Project Engineer

Certified By

核證

  
K M Wu  
Engineer

Date of Issue

簽發日期

22 July 2014

The test equipment used for calibration are traceable to the Nation Standards as specified in this certificate. This certificate shall not be reproduced except in full, without the prior written approval of this laboratory.

本證書所載校正用之測試器材均可溯源至國際標準。局部複印本證書需先獲本實驗室所書面批准。

# Certificate of Calibration

## 校正證書

Certificate No. : C144277

證書編號

- The unit-under-test (UUT) was allowed to stabilize in the laboratory for over 12 hours before the commencement of the test.
- The results presented are the mean of 3 measurements at each calibration point.
- Test equipment :

<u>Equipment ID</u>	<u>Description</u>	<u>Certificate No.</u>
CL130	Universal Counter	C143868
CL281	Multifunction Acoustic Calibrator	DC130171
TST150A	Measuring Amplifier	C141558

- Test procedure : MA100N.

- Results :

### 5.1 Sound Level Accuracy

UUT Nominal Value	Measured Value (dB)	Mfr's Spec. (dB)	Uncertainty of Measured Value (dB)
94 dB, 1 kHz	94.0	± 0.2	± 0.2
114 dB, 1 kHz	114.0		

### 5.2 Frequency Accuracy

UUT Nominal Value (kHz)	Measured Value (kHz)	Mfr's Spec.	Uncertainty of Measured Value (Hz)
1	1.000 0	1 kHz ± 0.1 %	± 0.1

Remark : The uncertainties are for a confidence probability of not less than 95 %.

#### Note :

The values given in this Certificate only relate to the values measured at the time of the test and any uncertainties quoted will not include allowance for the equipment long term drift, variations with environment changes, vibration and shock during transportation, overloading, mis-handling, or the capability of any other laboratory to repeat the measurement. Sun Creation Engineering Limited shall not be liable for any loss or damage resulting from the use of the equipment.

The test equipment used for calibration are traceable to the Nation Standards as specified in this certificate. This certificate shall not be reproduced except in full, without the prior written approval of this laboratory.

本證書所載校正用之測試器材均可溯源至國際標準。局部複印本證書需先獲本實驗室所書面批准。

Sun Creation Engineering Limited – Calibration & Testing Laboratory

c/o 4/F, Tsing Shan Wan Exchange Building, 1 Hing On Lane, Tuen Mun, New Territories, Hong Kong

輝創工程有限公司 – 校正及檢測實驗室

c/o 香港新界屯門興安里一號青山灣機樓四樓

Tel/電話: 2927 2606

Fax/傳真: 2744 8986

E-mail/電郵: callab@suncreation.com

Website/網址: www.suncreation.com



# Certificate of Calibration

## 校正證書

Certificate No. : C144278  
證書編號

ITEM TESTED / 送檢項目 (Job No. / 序引編號 : IC14-1753) Date of Receipt / 收件日期 : 14 July 2014

Description / 儀器名稱 : Integrating Sound Level Meter  
Manufacturer / 製造商 : Brüel & Kjær  
Model No. / 型號 : 2238  
Serial No. / 編號 : 2800932  
Supplied By / 委託者 : Atkins China Limited  
13/F, Wharf T&T Centre, Harbour City, Tsim Sha Tsui, Kowloon

### TEST CONDITIONS / 測試條件

Temperature / 溫度 : (23 ± 2)°C  
Line Voltage / 電壓 : ---  
Relative Humidity / 相對濕度 : (55 ± 20)%

### TEST SPECIFICATIONS / 測試規範

Calibration check


DATE OF TEST / 測試日期 : 19 July 2014


### TEST RESULTS / 測試結果

The results apply to the particular unit-under-test only.  
All results are within manufacturer's specification.  
The results are detailed in the subsequent page(s).

The test equipment used for calibration are traceable to National Standards via :

- The Government of The Hong Kong Special Administrative Region Standard & Calibration Laboratory
- Rohde & Schwarz Laboratory, Germany
- Fluke Everett Service Center, USA
- Agilent Technologies, USA

Tested By :   
測試 : K C Lee  
Project Engineer

Certified By :   
核證 : K M Wu  
Engineer

Date of Issue : 22 July 2014  
簽發日期

The test equipment used for calibration are traceable to the Nation Standards as specified in this certificate. This certificate shall not be reproduced except in full, without the prior written approval of this laboratory.  
本證書所載校正用之測試器材均可溯源至國際標準。局部複印本證書需先獲本實驗所書面批准。



# Certificate of Calibration

## 校正證書

Certificate No. : C144278

證書編號

- The unit-under-test (UUT) was allowed to stabilize in the laboratory for over 12 hours, and switched on to warm up for over 10 minutes before the commencement of the test.
- Self-calibration using the B & K Acoustic Calibrator 4231, S/N : 3004068 was performed before the test.
- The results presented are the mean of 3 measurements at each calibration point.
- Test equipment :

<u>Equipment ID</u>	<u>Description</u>	<u>Certificate No.</u>
CL280	40 MHz Arbitrary Waveform Generator	C140016
CL281	Multifunction Acoustic Calibrator	DC130171

- Test procedure : MA101N.

- Results :

- 6.1 Sound Pressure Level

- 6.1.1 Reference Sound Pressure Level

UUT Setting				Applied Value		UUT Reading (dB)	IEC 60651 Type 1 Spec. (dB)
Range (dB)	Parameter	Frequency Weighting	Time Weighting	Level (dB)	Freq. (kHz)		
50 - 130	L <sub>AFP</sub>	A	F	94.00	1	94.0	± 0.7

- 6.1.2 Linearity

UUT Setting				Applied Value		UUT Reading (dB)
Range (dB)	Parameter	Frequency Weighting	Time Weighting	Level (dB)	Freq. (kHz)	
50 - 130	L <sub>AFP</sub>	A	F	94.00	1	94.0 (Ref.)
				104.00		104.0
				114.00		114.0

IEC 60651 Type 1 Spec. : ± 0.4 dB per 10 dB step and ± 0.7 dB for overall different.

- 6.2 Time Weighting

- 6.2.1 Continuous Signal

UUT Setting				Applied Value		UUT Reading (dB)	IEC 60651 Type 1 Spec. (dB)
Range (dB)	Parameter	Frequency Weighting	Time Weighting	Level (dB)	Freq. (kHz)		
50 - 130	L <sub>AFP</sub>	A	F	94.00	1	94.0	Ref.
	L <sub>ASP</sub>		S			94.0	± 0.1
	L <sub>AIP</sub>		I			94.1	± 0.1

The test equipment used for calibration are traceable to the Nation Standards as specified in this certificate. This certificate shall not be reproduced except in full, without the prior written approval of this laboratory.

本證書所載校正用之測試器材均可溯源至國際標準。局部複印本證書需先獲本實驗室所書面批准。

# Certificate of Calibration

## 校正證書

Certificate No. : C144278  
證書編號

### 6.2.2 Tone Burst Signal (2 kHz)

UUT Setting				Applied Value		UUT Reading (dB)	IEC 60651 Type 1 Spec. (dB)
Range (dB)	Parameter	Frequency Weighting	Time Weighting	Level (dB)	Burst Duration		
30 - 110	L <sub>AFP</sub>	A	F	106.0	Continuous	106.0	Ref.
	L <sub>AFMax</sub>				200 ms	105.0	-1.0 ± 1.0
	L <sub>ASP</sub>	S	Continuous		106.0	Ref.	
	L <sub>ASMax</sub>		500 ms		102.1	-4.1 ± 1.0	

### 6.3 Frequency Weighting

#### 6.3.1 A-Weighting

UUT Setting				Applied Value		UUT Reading (dB)	IEC 60651 Type 1 Spec. (dB)
Range (dB)	Parameter	Frequency Weighting	Time Weighting	Level (dB)	Freq.		
50 - 130	L <sub>AFP</sub>	A	F	94.00	31.5 Hz	54.7	-39.4 ± 1.5
					63 Hz	67.8	-26.2 ± 1.5
					125 Hz	77.8	-16.1 ± 1.0
					250 Hz	85.3	-8.6 ± 1.0
					500 Hz	90.7	-3.2 ± 1.0
					1 kHz	94.0	Ref.
					2 kHz	95.2	+1.2 ± 1.0
					4 kHz	95.0	+1.0 ± 1.0
					8 kHz	92.8	-1.1 (+1.5 ; -3.0)
12.5 kHz	89.7	-4.3 (+3.0 ; -6.0)					

#### 6.3.2 C-Weighting

UUT Setting				Applied Value		UUT Reading (dB)	IEC 60651 Type 1 Spec. (dB)
Range (dB)	Parameter	Frequency Weighting	Time Weighting	Level (dB)	Freq.		
50 - 130	L <sub>CFP</sub>	C	F	94.00	31.5 Hz	91.1	-3.0 ± 1.5
					63 Hz	93.2	-0.8 ± 1.5
					125 Hz	93.8	-0.2 ± 1.0
					250 Hz	94.0	0.0 ± 1.0
					500 Hz	94.0	0.0 ± 1.0
					1 kHz	94.0	Ref.
					2 kHz	93.8	-0.2 ± 1.0
					4 kHz	93.1	-0.8 ± 1.0
					8 kHz	90.9	-3.0 (+1.5 ; -3.0)
12.5 kHz	87.7	-6.2 (+3.0 ; -6.0)					

The test equipment used for calibration are traceable to the Nation Standards as specified in this certificate. This certificate shall not be reproduced except in full, without the prior written approval of this laboratory.

本證書所載校正用之測試器材均可溯源至國際標準。局部複印本證書需先獲本實驗室書面批准。

# Certificate of Calibration

## 校正證書

Certificate No. : C144278  
證書編號

### 6.4 Time Averaging

UUT Setting				Applied Value					UUT	IEC 60804
Range (dB)	Parameter	Frequency Weighting	Integrating Time	Frequency (kHz)	Burst Duration (ms)	Burst Duty Factor	Burst Level (dB)	Equivalent Level (dB)	Reading (dB)	Type 1 Spec. (dB)
30 - 110	L <sub>Aeq</sub>	A	10 sec.	4	1	1/10	110.0	100	99.9	± 0.5
			60 sec.					90	89.7	± 0.5
			5 min.					80	79.7	± 1.0
								70	69.7	± 1.0

- Remarks :
- UUT Microphone Model No. : 4188 & S/N : 2793199
  - Mfr's Spec. : IEC 60651 Type 1 & IEC 60804 Type 1
  - Uncertainties of Applied Value :
 

94 dB	: 31.5 Hz - 125 Hz	: ± 0.35 dB
	250 Hz - 500 Hz	: ± 0.30 dB
	1 kHz	: ± 0.20 dB
	2 kHz - 4kHz	: ± 0.35 dB
	8 kHz	: ± 0.45 dB
	12.5 kHz	: ± 0.70 dB
	104 dB : 1 kHz	: ± 0.10 dB (Ref. 94 dB)
	114 dB : 1 kHz	: ± 0.10 dB (Ref. 94 dB)
	Burst equivalent level	: ± 0.2 dB (Ref. 110 dB continuous sound level)
  - The uncertainties are for a confidence probability of not less than 95 %.

Note :

The values given in this Certificate only relate to the values measured at the time of the test and any uncertainties quoted will not include allowance for the equipment long term drift, variations with environment changes, vibration and shock during transportation, overloading, mis-handling, or the capability of any other laboratory to repeat the measurement. Sun Creation Engineering Limited shall not be liable for any loss or damage resulting from the use of the equipment.

The test equipment used for calibration are traceable to the Nation Standards as specified in this certificate. This certificate shall not be reproduced except in full, without the prior written approval of this laboratory.

本證書所載校正用之測試器材均可溯源至國際標準。局部複印本證書需先獲本實驗所書面批准。



ENVIROTECH SERVICES CO.

**High-Volume TSP Sampler**  
**5-Point Calibration Record**

Location : AMS5(Ma Wan Chung Village)  
Calibrated by : K.F.Ho  
Date : 08/08/2014

**Sampler**

Model : TE-5170  
Serial Number : S/N3640

**Calibration Orifice and Standard Calibration Relationship**

Serial Number : 2454  
Service Date : 24 Mar 2014  
Slope (m) : 2.07593  
Intercept (b) : -0.00102  
Correlation Coefficient(r) : 0.99996

**Standard Condition**

Pstd (hpa) : 1013  
Tstd (K) : 298.18

**Calibration Condition**

Pa (hpa) : 1003  
Ta(K) : 304

Resistance Plate	dH [green liquid] (inch water)	Z	X=Qstd (cubic meter/min)	IC	Y
1   18 holes	11.6	3.355	1.617	55	54.19
2   13 holes	9.2	2.988	1.440	49	48.27
3   10 holes	6.7	2.550	1.229	42	41.38
4   7 holes	4.4	2.067	0.996	33	32.51
5   5 holes	2.8	1.649	0.795	26	25.61

Notes:  $Z = \sqrt{dH(Pa/Pstd)(Tstd/Ta)}$ ,  $X = Z/m - b$ ,  $Y(\text{Corrected Flow}) = IC * \{\sqrt{Pa/Pstd}(Tstd/Ta)\}$

**Sampler Calibration Relationship**

Slope(m): 34.940 Intercept(b): -2.068

Correlation Coefficient(r): 0.9996

Checked by: Magnum Fan

Date: 12/08/2014

ENVIROTECH SERVICES CO.

**High-Volume TSP Sampler**  
**5-Point Calibration Record**

Location : AMS6(Dragonair Building)  
Calibrated by : K.F.Ho  
Date : 08/08/2014

**Sampler**

Model : TE-5170  
Serial Number : S/N3639

**Calibration Orifice and Standard Calibration Relationship**

Serial Number : 2454  
Service Date : 24 Mar 2014  
Slope (m) : 2.07593  
Intercept (b) : -0.00102  
Correlation Coefficient(r) : 0.99996

**Standard Condition**

Pstd (hpa) : 1013  
Tstd (K) : 298.18

**Calibration Condition**

Pa (hpa) : 1003  
Ta(K) : 304

Resistance Plate	dH [green liquid] (inch water)	Z	X=Qstd (cubic meter/min)	IC	Y
1 18 holes	11.4	3.326	1.603	57	56.16
2 13 holes	9.2	2.988	1.440	51	50.24
3 10 holes	6.8	2.569	1.24	44	43.35
4 7 holes	4.4	2.067	0.996	36	35.47
5 5 holes	2.8	1.649	0.795	28	27.59

Notes:  $Z = \sqrt{dH(Pa/Pstd)(Tstd/Ta)}$ ,  $X = Z/m - b$ ,  $Y(\text{Corrected Flow}) = IC * \{\sqrt{Pa/Pstd}(Tstd/Ta)\}$

**Sampler Calibration Relationship**

Slope(m): 34.882 Intercept(b): -0.204

Correlation Coefficient(r): 0.9996

Checked by: Magnum Fan

Date: 12/08/2014



ENVIROTECH SERVICES CO.

**High-Volume TSP Sampler**  
**5-Point Calibration Record**

Location : AMS6(Dragonair Building)  
Calibrated by : K.F.Ho  
Date : 17/09/2014

**Sampler**

Model : TE-5170  
Serial Number : S/N3639

**Calibration Orifice and Standard Calibration Relationship**

Serial Number : 2454  
Service Date : 24 Mar 2014  
Slope (m) : 2.07593  
Intercept (b) : -0.00102  
Correlation Coefficient(r) : 0.99996

**Standard Condition**

Pstd (hpa) : 1013  
Tstd (K) : 298.18

**Calibration Condition**

Pa (hpa) : 1011  
Ta(K) : 303

Resistance Plate	dH [green liquid] (inch water)	Z	X=Qstd (cubic meter/min)	IC	Y
1 18 holes	11.4	3.345	1.612	62	61.43
2 13 holes	9.0	2.972	1.432	53	52.51
3 10 holes	6.8	2.584	1.245	45	44.58
4 7 holes	4.4	2.078	1.002	35	34.68
5 5 holes	2.7	1.628	0.785	25	24.77

Notes: $Z = \sqrt{dH(Pa/Pstd)(Tstd/Ta)}$ ,  $X = Z/m - b$ ,  $Y(\text{Corrected Flow}) = IC * \{\sqrt{Pa/Pstd}(Tstd/Ta)\}$

**Sampler Calibration Relationship**

Slope(m): 43.655 Intercept(b): -9.452

Correlation Coefficient(r): 0.9995

Checked by: Magnum Fan

Date: 19/09/2014



TISCH ENVIRONMENTAL, INC.  
 145 SOUTH MIAMI AVE  
 VILLAGE OF CLEVELAND, OH  
 45002  
 513.467.9000  
 877.263.7610 TOLL FREE  
 513.467.9009 FAX

ORIFICE TRANSFER STANDARD CERTIFICATION WORKSHEET TE-5025A

Date - Mar 24, 2014 Rootsmeter S/N 0438320 Ta (K) - 293  
 Operator Tisch Orifice I.D. - 2454 Pa (mm) - 758.19

PLATE OR Run #	VOLUME START (m3)	VOLUME STOP (m3)	DIFF VOLUME (m3)	DIFF TIME (min)	METER DIFF Hg (mm)	ORFICE DIFF H2O (in.)
1	NA	NA	1.00	1.4740	3.2	2.00
2	NA	NA	1.00	1.0340	6.4	4.00
3	NA	NA	1.00	0.9240	7.9	5.00
4	NA	NA	1.00	0.8820	8.8	5.50
5	NA	NA	1.00	0.7270	12.7	8.00

DATA TABULATION

Vstd	(x axis) Qstd	(y axis)	Va	(x axis) Qa	(y axis)
1.0103	0.6854	1.4245	0.9958	0.6755	0.8791
1.0061	0.9730	2.0146	0.9916	0.9590	1.2433
1.0040	1.0866	2.2524	0.9895	1.0709	1.3900
1.0028	1.1370	2.3623	0.9884	1.1206	1.4579
0.9976	1.3722	2.8491	0.9832	1.3524	1.7583
Qstd slope (m) = 2.07593			Qa slope (m) = 1.29991		
intercept (b) = -0.00102			intercept (b) = -0.00063		
coefficient (r) = 0.99996			coefficient (r) = 0.99996		
y axis = SQRT[H2O(Pa/760) (298/Ta)]			y axis = SQRT[H2O(Ta/Pa)]		

CALCULATIONS

Vstd = Diff. Vol [(Pa-Diff. Hg)/760] (298/Ta)  
 Qstd = Vstd/Time

Va = Diff Vol [(Pa-Diff Hg)/Pa]  
 Qa = Va/Time

For subsequent flow rate calculations:

Qstd = 1/m { [SQRT(H2O(Pa/760) (298/Ta))] - b }  
 Qa = 1/m { [SQRT H2O(Ta/Pa)] - b }

## EQUIPMENT CALIBRATION RECORD

Type : Laser Dust Monitor  
 Manufacturer / Brand : SIBATA  
 Model No.: LD-3B  
 Equipment No.: LD-3B-003  
 Sensitivity Adjustment Scale Setting : 799 CPM

Operator: \_\_\_\_\_

### **Standard Equipment**

Equipment : MFC High Volume Air Sampler  
 Venue : The Arcade, Cyberport  
 Model No.: TE-5170 Total Suspended Particulated  
 Serial No.: 276018

Last Calibration Date N/A

### **Calibration Result**

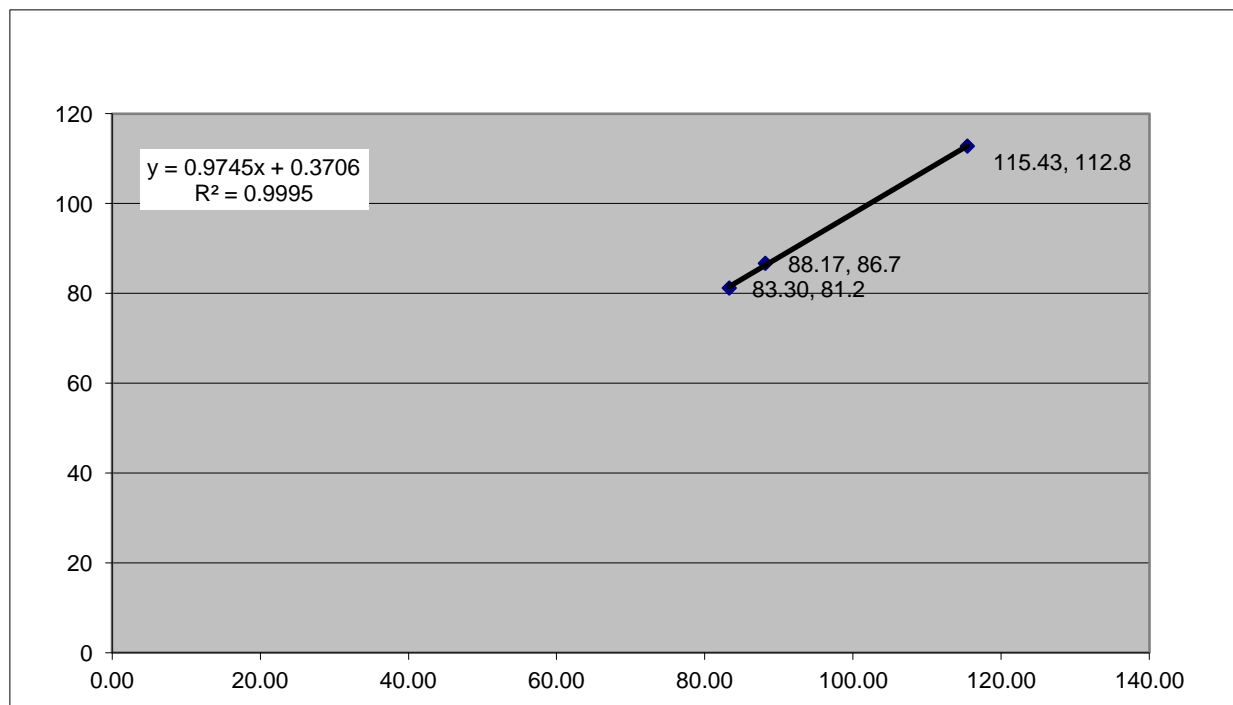
Sensitivity Adjustment Scale Setting (Before Calibration) : 799 CPM  
 Sensitivity Adjustment Scale Setting (After Calibration) : 799 CPM

Hour	Date (dd-mmm-yy)	Time		Ambient Condition		Concentration (ug/m3) Y-axis	Total Count	Count/Minute X-axis
				Temp (C)	R.H. (%)			
1	04-Oct-13	09:34	10:34	26.2	72%	112.8	6926	115.43
2	04-Oct-13	10:45	11:45	26.2	72%	86.7	5290	88.17
3	04-Oct-13	11:50	12:50	26.2	72%	81.2	4998	83.30

Be Linear Regression of Y or X

Slope (K-factor): 0.975  
 Correlation coefficient : 0.9995

Remark: \_\_\_\_\_  
 \_\_\_\_\_  
 \_\_\_\_\_



Recorded by: Ruby Law

Signature: *Ruby Law*

Date: 21/10/2013

Checked by: Keith Chau

Signature: *Keith Chau*

Date: 21/10/2013

# REPORT OF EQUIPMENT PERFORMANCE CHECK/CALIBRATION

**Work Order:** HK1425712  
**Date of Issue:** 13/08/2014  
**Client:** AECOM ASIA COMPANY LIMITED



**Description:** Sonde Environmental Monitoring System  
**Brand Name:** YSI  
**Model No.:** 6820 V2  
**Serial No.:** 12A101545  
**Equipment No.:** W.026.35  
**Date of Calibration:** 12 August 2014                      **Date of next Calibration:** 12 November 2014

**Parameters:**

**Conductivity**

**Method Ref: APHA (20th edition), 2510B**

Expected Reading (uS/cm)	Displayed Reading (uS/cm )	Tolerance (%)
146.9	145.5	-1.0
6667	6720	+0.8
12890	12745	-1.1
58670	58610	-0.1
Tolerance Limit (%)		±10.0

**Dissolved Oxygen Method Ref: APHA (21st edition), 4500O: G**

Expected Reading (mg/L)	Displayed Reading (mg/L)	Tolerance (mg/L)
3.95	3.91	-0.04
5.80	5.83	+0.03
7.45	7.50	+0.05
Tolerance Limit (mg/L)		±0.20

**pH Value**

**Method Ref: APHA (21st edition), 4500H:B**

Expected Reading (pH Unit)	Displayed Reading (pH Unit)	Tolerance (pH unit)
4.0	3.99	-0.01
7.0	7.01	+0.01
10.0	9.99	-0.01
Tolerance Limit (pH Unit)		±0.20

Remark: "Displayed Reading" presents the figures shown on item under calibration / checking regardless of equipment precision or significant figures.

Mr Fung Lim Chee, Richard  
 General Manager -  
 Greater China & Hong Kong



# REPORT OF EQUIPMENT PERFORMANCE CHECK/CALIBRATION

**Work Order:** HK1425712  
**Date of Issue:** 13/08/2014  
**Client:** AECOM ASIA COMPANY LIMITED



**Description:** Sonde Environmental Monitoring System  
**Brand Name:** YSI  
**Model No.:** 6820 V2  
**Serial No.:** 12A101545  
**Equipment No.:** W.026.35  
**Date of Calibration:** 12 August 2014      **Date of next Calibration:** 12 November 2014

**Parameters:**

**Salinity**

**Method Ref: APHA (21st edition), 2520B**

Expected Reading (g/L)	Displayed Reading (g/L)	Tolerance (%)
0	0.00	--
10	9.98	-0.2
20	19.85	-0.7
30	29.86	-0.5
Tolerance Limit (%)		±10.0

**Temperature**

**Method Ref: Section 6 of International Accreditation New Zealand Technical**

**Guide No. 3 Second edition March 2008: Working Thermometer Calibration Procedure.**

Reading of Ref. thermometer (°C)	Displayed Reading (°C)	Tolerance (°C)
15.0	14.95	-0.1
25.5	25.40	-0.1
38.0	37.95	-0.0
Tolerance Limit (°C)		±2.0

**Turbidity**

**Method Ref: APHA (21st edition), 2130B**

Expected Reading (NTU)	Displayed Reading (NTU)	Tolerance (%)
0	0.0	--
4	3.9	-2.5
10	9.9	-1.0
20	19.6	-2.0
50	49.4	-1.2
100	99.2	-0.8
Tolerance Limit (%)		±10.0

Remark: "Displayed Reading" presents the figures shown on item under calibration / checking regardless of equipment precision or significant figures.

Mr Fung Lim Chee, Richard  
 General Manager -  
 Greater China & Hong Kong

# REPORT OF EQUIPMENT PERFORMANCE CHECK/CALIBRATION

**Work Order:** HK1425711  
**Date of Issue:** 13/08/2014  
**Client:** AECOM ASIA COMPANY LIMITED



**Description:** Sonde Environmental Monitoring System  
**Brand Name:** YSI  
**Model No.:** 6820 V2  
**Serial No.:** 12D100972  
**Equipment No.:** W.026.36  
**Date of Calibration:** 12 August 2014                      **Date of next Calibration:** 12 November 2014

**Parameters:**

**Conductivity**

**Method Ref: APHA (20th edition), 2510B**

Expected Reading (uS/cm)	Displayed Reading (uS/cm )	Tolerance (%)
146.9	146.0	-0.6
6667	6650	-0.3
12890	12810	-0.6
58670	58450	-0.4
Tolerance Limit (%)		±10.0

**Dissolved Oxygen Method Ref: APHA (21st edition), 4500O: G**

Expected Reading (mg/L)	Displayed Reading (mg/L)	Tolerance (mg/L)
3.95	3.89	-0.06
5.80	5.76	-0.04
7.45	7.40	-0.05
Tolerance Limit (mg/L)		±0.20

**pH Value**

**Method Ref: APHA (21st edition), 4500H:B**

Expected Reading (pH Unit)	Displayed Reading (pH Unit)	Tolerance (pH unit)
4.0	4.02	+0.02
7.0	7.04	+0.04
10.0	10.05	+0.05
Tolerance Limit (pH Unit)		±0.20

Remark: "Displayed Reading" presents the figures shown on item under calibration / checking regardless of equipment precision or significant figures.

Mr Fung Lim Chee, Richard  
 General Manager -  
 Greater China & Hong Kong

# REPORT OF EQUIPMENT PERFORMANCE CHECK/CALIBRATION

Work Order: HK1425711  
 Date of Issue: 13/08/2014  
 Client: AECOM ASIA COMPANY LIMITED



Description: Sonde Environmental Monitoring System  
 Brand Name: YSI  
 Model No.: 6820 V2  
 Serial No.: 12D100972  
 Equipment No.: W.026.36  
 Date of Calibration: 12 August 2014      Date of next Calibration: 12 November 2014

**Parameters:**

**Salinity**

**Method Ref: APHA (21st edition), 2520B**

Expected Reading (g/L)	Displayed Reading (g/L)	Tolerance (%)
0	0.01	--
10	9.95	-0.5
20	19.74	-1.3
30	29.72	-0.9
Tolerance Limit (%)		±10.0

**Temperature**

**Method Ref: Section 6 of International Accreditation New Zealand Technical**

**Guide No. 3 Second edition March 2008: Working Thermometer Calibration Procedure.**

Reading of Ref. thermometer (°C)	Displayed Reading (°C)	Tolerance (°C)
15.0	15.05	+0.1
25.5	25.48	-0.0
38.0	37.92	-0.1
Tolerance Limit (°C)		±2.0

**Turbidity**

**Method Ref: APHA (21st edition), 2130B**

Expected Reading (NTU)	Displayed Reading (NTU)	Tolerance (%)
0	0.0	--
4	3.8	-5.0
10	10.0	0.0
20	20.4	+2.0
50	50.5	+1.0
100	99.6	-0.4
Tolerance Limit (%)		±10.0

Remark: "Displayed Reading" presents the figures shown on item under calibration / checking regardless of equipment precision or significant figures.

Mr Fung Lim Chee, Richard  
 General Manager -  
 Greater China & Hong Kong