



# Certificate of Calibration

## 校正證書

Certificate No. : C185655  
證書編號

ITEM TESTED / 送檢項目 (Job No. / 序引編號 : IC18-1966) Date of Receipt / 收件日期 : 27 September 2018

Description / 儀器名稱 : Integrating Sound Level Meter  
Manufacturer / 製造商 : Brüel & Kjær  
Model No. / 型號 : 2238  
Serial No. / 編號 : 2684503  
Supplied By / 委託者 : Atkins China Limited  
13/F., Wharf T&T Centre, Harbour City,  
Tsim Sha Tsui, Kowloon, Hong Kong

### TEST CONDITIONS / 測試條件

Temperature / 溫度 :  $(23 \pm 2)^{\circ}\text{C}$  Relative Humidity / 相對濕度 :  $(50 \pm 25)\%$   
Line Voltage / 電壓 : ---

### TEST SPECIFICATIONS / 測試規範

Calibration check

DATE OF TEST / 測試日期 : 17 October 2018

### TEST RESULTS / 測試結果


The results apply to the particular unit-under-test only.  
The results do not exceed manufacturer's specification.  
The results are detailed in the subsequent page(s).

The test equipment used for calibration are traceable to National Standards via :

- The Government of The Hong Kong Special Administrative Region Standard & Calibration Laboratory
- The Bruel & Kjaer Calibration Laboratory, Denmark
- Agilent Technologies / Keysight Technologies
- Rohde & Schwarz Laboratory, Germany
- Fluke Everett Service Center, USA


Tested By

測試

  
K C Lee  
Engineer

Certified By

核證

  
H C Chan  
Engineer

Date of Issue

簽發日期

19 October 2018

The test equipment used for calibration are traceable to the Nation Standards as specified in this certificate. This certificate shall not be reproduced except in full, without the prior written approval of this laboratory.

本證書所載校正用之測試器材均可溯源至國際標準。局部複印本證書需先獲本實驗所書面批准。

# Certificate of Calibration

## 校正證書

Certificate No. : C185655  
證書編號

- The unit-under-test (UUT) was allowed to stabilize in the laboratory for over 12 hours, and switched on to warm up for over 10 minutes before the commencement of the test.
- Self-calibration using laboratory acoustic calibrator was performed before the test from 6.1.1.2 to 6.3.2.
- The results presented are the mean of 3 measurements at each calibration point.
- Test equipment :

<u>Equipment ID</u>	<u>Description</u>	<u>Certificate No.</u>
CL280	40 MHz Arbitrary Waveform Generator	C180024
CL281	Multifunction Acoustic Calibrator	CDK1806821

- Test procedure : MA101N.

- Results :

- 6.1 Sound Pressure Level :

- 6.1.1 Reference Sound Pressure Level

- 6.1.1.1 Before Self-calibration

UUT Setting				Applied Value		UUT Reading (dB)
Range (dB)	Parameter	Frequency Weighting	Time Weighting	Level (dB)	Freq. (kHz)	
50 - 130	L <sub>AFP</sub>	A	F	94.00	1	94.1

- 6.1.1.2 After Self-calibration

UUT Setting				Applied Value		UUT Reading (dB)	IEC 61672 Class 1 Spec. (dB)
Range (dB)	Parameter	Frequency Weighting	Time Weighting	Level (dB)	Freq. (kHz)		
50 - 130	L <sub>AFP</sub>	A	F	94.00	1	94.0	± 1.1

- 6.1.2 Linearity

UUT Setting				Applied Value		UUT Reading (dB)
Range (dB)	Parameter	Frequency Weighting	Time Weighting	Level (dB)	Freq. (kHz)	
50 - 130	L <sub>AFP</sub>	A	F	94.00	1	94.0 (Ref.)
				104.00		104.0
				114.00		114.0

IEC 61672 Class 1 Spec. : ± 0.6 dB per 10 dB step and ± 1.1 dB for overall different.

The test equipment used for calibration are traceable to the Nation Standards as specified in this certificate. This certificate shall not be reproduced except in full, without the prior written approval of this laboratory.

本證書所載校正用之測試器材均可溯源至國際標準。局部複印本證書需先獲本實驗室所書面批准。

# Certificate of Calibration

## 校正證書

Certificate No. : C185655

證書編號

### 6.2 Time Weighting

UUT Setting				Applied Value		UUT Reading (dB)	IEC 61672 Class 1 Spec. (dB)
Range (dB)	Parameter	Frequency Weighting	Time Weighting	Level (dB)	Freq. (kHz)		
50 - 130	L <sub>AFP</sub>	A	F	94.00	1	94.0	Ref.
	L <sub>ASP</sub>		S			94.1	± 0.3

### 6.3 Frequency Weighting

#### 6.3.1 A-Weighting

UUT Setting				Applied Value		UUT Reading (dB)	IEC 61672 Class 1 Spec. (dB)
Range (dB)	Parameter	Frequency Weighting	Time Weighting	Level (dB)	Freq.		
50 - 130	L <sub>AFP</sub>	A	F	94.00	63 Hz	67.8	-26.2 ± 1.5
					125 Hz	77.8	-16.1 ± 1.5
					250 Hz	85.3	-8.6 ± 1.4
					500 Hz	90.7	-3.2 ± 1.4
					1 kHz	94.0	Ref.
					2 kHz	95.2	+1.2 ± 1.6
					4 kHz	95.0	+1.0 ± 1.6
					8 kHz	92.9	-1.1 (+2.1 ; -3.1)
					12.5 kHz	89.7	-4.3 (+3.0 ; -6.0)

#### 6.3.2 C-Weighting

UUT Setting				Applied Value		UUT Reading (dB)	IEC 61672 Class 1 Spec. (dB)
Range (dB)	Parameter	Frequency Weighting	Time Weighting	Level (dB)	Freq.		
50 - 130	L <sub>CFP</sub>	C	F	94.00	63 Hz	93.2	-0.8 ± 1.5
					125 Hz	93.8	-0.2 ± 1.5
					250 Hz	94.0	0.0 ± 1.4
					500 Hz	94.0	0.0 ± 1.4
					1 kHz	94.0	Ref.
					2 kHz	93.8	-0.2 ± 1.6
					4 kHz	93.1	-0.8 ± 1.6
					8 kHz	90.9	-3.0 (+2.1 ; -3.1)
					12.5 kHz	87.8	-6.2 (+3.0 ; -6.0)

The test equipment used for calibration are traceable to the Nation Standards as specified in this certificate. This certificate shall not be reproduced except in full, without the prior written approval of this laboratory.

本證書所載校正用之測試器材均可溯源至國際標準。局部複印本證書需先獲本實驗所書面批准。





# Certificate of Calibration

## 校正證書

Certificate No. : C185655  
證書編號

Remarks : - UUT Microphone Model No. : 4188 & S/N : 2682524

- Mfr's Spec. : IEC 61672 Class 1

- Uncertainties of Applied Value :

94 dB	: 63 Hz - 125 Hz	: ± 0.35 dB
	250 Hz - 500 Hz	: ± 0.30 dB
	1 kHz	: ± 0.20 dB
	2 kHz - 4 kHz	: ± 0.35 dB
	8 kHz	: ± 0.45 dB
	12.5 kHz	: ± 0.70 dB
104 dB	: 1 kHz	: ± 0.10 dB (Ref. 94 dB)
114 dB	: 1 kHz	: ± 0.10 dB (Ref. 94 dB)

- The uncertainties are for a confidence probability of not less than 95 %.

Note :

Only the original copy or the laboratory's certified true copy is valid.

The values given in this Certificate only relate to the values measured at the time of the test and any uncertainties quoted will not include allowance for the equipment long term drift, variations with environment changes, vibration and shock during transportation, overloading, mis-handling, or the capability of any other laboratory to repeat the measurement. Sun Creation Engineering Limited shall not be liable for any loss or damage resulting from the use of the equipment.

The test equipment used for calibration are traceable to the Nation Standards as specified in this certificate. This certificate shall not be reproduced except in full, without the prior written approval of this laboratory.

本證書所載校正用之測試器材均可溯源至國際標準。局部複印本證書需先獲本實驗所書面批准。

Sun Creation Engineering Limited – Calibration & Testing Laboratory

c/o 4/F, 1 Hing On Lane, Tuen Mun, New Territories, Hong Kong

輝創工程有限公司 — 校正及檢測實驗室

c/o 香港新界屯門興安里一號四樓

Tel/電話: (852) 2927 2606

Fax/傳真: (852) 2744 8986

E-mail/電郵: callab@suncreation.com

Website/網址: www.suncreation.com



輝創工程有限公司

Sun Creation Engineering Limited

Calibration & Testing Laboratory

# Certificate of Calibration 校正證書

Certificate No. : C183438  
證書編號

ITEM TESTED / 送檢項目 (Job No. / 序引編號 : IC18-1201)

Date of Receipt / 收件日期 : 12 June 2018

Description / 儀器名稱 : Acoustical Calibrator  
Manufacturer / 製造商 : Brüel & Kjær  
Model No. / 型號 : 4231  
Serial No. / 編號 : 3003246  
Supplied By / 委託者 : Atkins China Limited  
13/F., Wharf T&T Centre, Harbour City,  
Tsim Sha Tsui, Kowloon, Hong Kong

## TEST CONDITIONS / 測試條件

Temperature / 溫度 :  $(23 \pm 2)^{\circ}\text{C}$

Relative Humidity / 相對濕度 :  $(50 \pm 25)\%$

Line Voltage / 電壓 : ---

## TEST SPECIFICATIONS / 測試規範

Calibration check

DATE OF TEST / 測試日期 : 23 June 2018


## TEST RESULTS / 測試結果

The results apply to the particular unit-under-test only.  
The results do not exceed manufacturer's specification.  
The results are detailed in the subsequent page(s).


The test equipment used for calibration are traceable to National Standards via :

- The Government of The Hong Kong Special Administrative Region Standard & Calibration Laboratory
- Agilent Technologies / Keysight Technologies
- Rohde & Schwarz Laboratory, Germany
- Fluke Everett Service Center, USA

Tested By  
測試

  
K C Lee  
Engineer

Certified By  
核證

  
H C Chan  
Engineer

Date of Issue  
簽發日期

29 June 2018

The test equipment used for calibration are traceable to the Nation Standards as specified in this certificate. This certificate shall not be reproduced except in full, without the prior written approval of this laboratory.

本證書所載校正用之測試器材均可溯源至國際標準。局部複印本證書需先獲本實驗所書面批准。

Sun Creation Engineering Limited – Calibration & Testing Laboratory

c/o 4/F, 1 Hing On Lane, Tuen Mun, New Territories, Hong Kong

輝創工程有限公司 — 校正及檢測實驗室

c/o 香港新界屯門興安里一號四樓

Tel/電話: (852) 2927 2606

Fax/傳真: (852) 2744 8986

E-mail/電郵: callab@suncreation.com

Website/網址: www.suncreation.com

# Certificate of Calibration

## 校正證書

Certificate No. : C183438

證書編號

- The unit-under-test (UUT) was allowed to stabilize in the laboratory for over 12 hours before the commencement of the test.
- The results presented are the mean of 3 measurements at each calibration point.
- Test equipment :

<u>Equipment ID</u>	<u>Description</u>	<u>Certificate No.</u>
CL130	Universal Counter	C173864
CL281	Multifunction Acoustic Calibrator	PA160023
TST150A	Measuring Amplifier	C181288

- Test procedure : MA100N.

- Results :

### 5.1 Sound Level Accuracy

UUT Nominal Value	Measured Value (dB)	Mfr's Spec. (dB)	Uncertainty of Measured Value (dB)
94 dB, 1 kHz	94.0	± 0.2	± 0.2
114 dB, 1 kHz	114.0		

### 5.2 Frequency Accuracy

UUT Nominal Value (kHz)	Measured Value (kHz)	Mfr's Spec.	Uncertainty of Measured Value (Hz)
1	1.000 0	1 kHz ± 0.1 %	± 0.1

Remark : The uncertainties are for a confidence probability of not less than 95 %.

Note :

Only the original copy or the laboratory's certified true copy is valid.

The values given in this Certificate only relate to the values measured at the time of the test and any uncertainties quoted will not include allowance for the equipment long term drift, variations with environment changes, vibration and shock during transportation, overloading, mis-handling, or the capability of any other laboratory to repeat the measurement. Sun Creation Engineering Limited shall not be liable for any loss or damage resulting from the use of the equipment.

The test equipment used for calibration are traceable to the Nation Standards as specified in this certificate. This certificate shall not be reproduced except in full, without the prior written approval of this laboratory.

本證書所載校正用之測試器材均可溯源至國際標準。局部複印本證書需先獲本實驗室書面批准。

Sun Creation Engineering Limited – Calibration & Testing Laboratory

c/o 4/F, 1 Hing On Lane, Tuen Mun, New Territories, Hong Kong

輝創工程有限公司 — 校正及檢測實驗室

c/o 香港新界屯門興安里一號四樓

Tel/電話: (852) 2927 2606

Fax/傳真: (852) 2744 8986

E-mail/電郵: callab@suncreation.com

Website/網址: www.suncreation.com

Page 2 of 2





輝創工程有限公司

Sun Creation Engineering Limited

Calibration & Testing Laboratory

# Certificate of Calibration

## 校正證書

Certificate No. : C192571  
證書編號

ITEM TESTED / 送檢項目 (Job No. / 序引編號 : IC19-0945)

Date of Receipt / 收件日期 : 14 May 2019

Description / 儀器名稱 : Acoustical Calibrator  
Manufacturer / 製造商 : Brüel & Kjær  
Model No. / 型號 : 4231  
Serial No. / 編號 : 3018753  
Supplied By / 委託者 : Atkins China Limited  
13/F., Wharf T&T Centre, Harbour City,  
Tsim Sha Tsui, Kowloon, Hong Kong

### TEST CONDITIONS / 測試條件

Temperature / 溫度 :  $(23 \pm 2)^{\circ}\text{C}$   
Line Voltage / 電壓 : ---

Relative Humidity / 相對濕度 :  $(50 \pm 25)\%$

### TEST SPECIFICATIONS / 測試規範

Calibration check

DATE OF TEST / 測試日期 : 19 May 2019


### TEST RESULTS / 測試結果

The results apply to the particular unit-under-test only.  
The results do not exceed manufacturer's specification.  
The results are detailed in the subsequent page(s).


The test equipment used for calibration are traceable to National Standards via :

- The Government of The Hong Kong Special Administrative Region Standard & Calibration Laboratory
- The Bruel & Kjaer Calibration Laboratory, Denmark
- Agilent Technologies / Keysight Technologies
- Fluke Everett Service Center, USA

Tested By  
測試

  
H T Wong  
Technical Officer

Certified By  
核證

  
K C Lee  
Engineer

Date of Issue : 20 May 2019  
簽發日期

The test equipment used for calibration are traceable to the Nation Standards as specified in this certificate. This certificate shall not be reproduced except in full, without the prior written approval of this laboratory.

本證書所載校正用之測試器材均可溯源至國際標準。局部複印本證書需先獲本實驗室書面批准。

Sun Creation Engineering Limited – Calibration & Testing Laboratory

c/o 4/F, 1 Hing On Lane, Tuen Mun, New Territories, Hong Kong

輝創工程有限公司 — 校正及檢測實驗室

c/o 香港新界屯門興安里一號四樓

Tel/電話: (852) 2927 2606 Fax/傳真: (852) 2744 8986

E-mail/電郵: callab@suncreation.com

Website/網址: www.suncreation.com

# Certificate of Calibration

## 校正證書

Certificate No. : C192571  
證書編號

- The unit-under-test (UUT) was allowed to stabilize in the laboratory for over 12 hours before the commencement of the test.
- The results presented are the mean of 3 measurements at each calibration point.
- Test equipment :

<u>Equipment ID</u>	<u>Description</u>	<u>Certificate No.</u>
CL130	Universal Counter	C183775
CL281	Multifunction Acoustic Calibrator	CDK1806821
TST150A	Measuring Amplifier	C181288

- Test procedure : MA100N.

- Results :

### 5.1 Sound Level Accuracy

UUT Nominal Value	Measured Value (dB)	Mfr's Spec. (dB)	Uncertainty of Measured Value (dB)
94 dB, 1 kHz	94.0	± 0.2	± 0.2
114 dB, 1 kHz	114.0		

### 5.2 Frequency Accuracy

UUT Nominal Value (kHz)	Measured Value (kHz)	Mfr's Spec.	Uncertainty of Measured Value (Hz)
1	1.000 0	1 kHz ± 0.1 %	± 0.1

Remark : The uncertainties are for a confidence probability of not less than 95 %.

#### Note :

Only the original copy or the laboratory's certified true copy is valid.

The values given in this Certificate only relate to the values measured at the time of the test and any uncertainties quoted will not include allowance for the equipment long term drift, variations with environment changes, vibration and shock during transportation, overloading, mis-handling, or the capability of any other laboratory to repeat the measurement. Sun Creation Engineering Limited shall not be liable for any loss or damage resulting from the use of the equipment.



ENVIROTECH SERVICES CO.

**High-Volume TSP Sampler**  
**5-Point Calibration Record**

Location : AMS5(Ma Wan Chung Village)  
Calibrated by : P.F.Yeung  
Date : 19/07/2019

**Sampler**

Model : TE-5170  
Serial Number : S/N3640

**Calibration Orifice and Standard Calibration Relationship**

Serial Number : 2454  
Service Date : 25 February 2019  
Slope (m) : 2.07076  
Intercept (b) : -0.02917  
Correlation Coefficient(r) : 1.00000

**Standard Condition**

Pstd (hpa) : 1013  
Tstd (K) : 298.18

**Calibration Condition**

Pa (hpa) : 1001  
Ta(K) : 304

Resistance Plate	dH [green liquid] (inch water)	Z	X=Qstd (cubic meter/min)	IC	Y
1   18 holes	12.4	3.536	1.730	57	57.24
2   13 holes	8.8	2.979	1.458	51	51.21
3   10 holes	6.7	2.599	1.273	44	44.18
4   7 holes	4.4	2.106	1.033	36	36.15
5   5 holes	2.4	1.556	0.765	30	30.13

Notes:  $Z = \sqrt{dH(Pa/Pstd)(Tstd/Ta)}$ ,  $X = Z/m - b$ ,  $Y(\text{Corrected Flow}) = IC * \{\sqrt{Pa/Pstd}(Tstd/Ta)\}$

**Sampler Calibration Relationship**

Slope(m): 28.586      Intercept(b): 7.299      Correlation Coefficient(r): 0.9975

Checked by: Magnum Fan

Date: 22/07/2019

ENVIROTECH SERVICES CO.

**High-Volume TSP Sampler**  
**5-Point Calibration Record**

Location : AMS5(Ma Wan Chung Village)  
Calibrated by : P.F.Yeung  
Date : 26/08/2019

**Sampler**

Model : TE-5170  
Serial Number : S/N3640

**Calibration Orifice and Standard Calibration Relationship**

Serial Number : 2454  
Service Date : 25 February 2019  
Slope (m) : 2.07076  
Intercept (b) : -0.02917  
Correlation Coefficient(r) : 1.00000

**Standard Condition**

Pstd (hpa) : 1013  
Tstd (K) : 298.18

**Calibration Condition**

Pa (hpa) : 1006  
Ta(K) : 303

Resistance Plate	dH [green liquid] (inch water)	Z	X=Qstd (cubic meter/min)	IC	Y
1   18 holes	12.0	3.424	1.667	56	55.34
2   13 holes	9.4	3.030	1.477	51	50.40
3   10 holes	7.2	2.652	1.295	46	45.46
4   7 holes	4.5	2.096	1.027	39	38.54
5   5 holes	2.8	1.654	0.813	32	31.63

Notes:  $Z = \sqrt{dH(Pa/Pstd)(Tstd/Ta)}$ ,  $X = Z/m - b$ ,  $Y(\text{Corrected Flow}) = IC * \{\sqrt{Pa/Pstd}(Tstd/Ta)\}$

**Sampler Calibration Relationship**

Slope(m): 27.466      Intercept(b): 9.785      Correlation Coefficient(r): 0.9991

Checked by: Magnum Fan

Date: 29/08/2019

ENVIROTECH SERVICES CO.

**High-Volume TSP Sampler**  
**5-Point Calibration Record**

Location : AMS6(Dragonair Building)  
Calibrated by : P.F.Yeung  
Date : 19/07/2019

**Sampler**

Model : TE-5170  
Serial Number : S/N3639

**Calibration Orifice and Standard Calibration Relationship**

Serial Number : 2454  
Service Date : 25 February 2019  
Slope (m) : 2.07076  
Intercept (b) : -0.02917  
Correlation Coefficient(r) : 1.00000

**Standard Condition**

Pstd (hpa) : 1013  
Tstd (K) : 298.18

**Calibration Condition**

Pa (hpa) : 1001  
Ta(K) : 304

Resistance Plate	dH [green liquid] (inch water)	Z	X=Qstd (cubic meter/min)	IC	Y
1   18 holes	12.0	3.409	1.661	55	54.13
2   13 holes	9.2	2.985	1.456	50	49.21
3   10 holes	7.0	2.604	1.272	45	44.29
4   7 holes	4.6	2.111	1.033	38	37.40
5   5 holes	2.7	1.617	0.795	29	28.54

Notes:  $Z = \sqrt{dH(Pa/Pstd)(Tstd/Ta)}$ ,  $X = Z/m - b$ ,  $Y(\text{Corrected Flow}) = IC * \{\sqrt{Pa/Pstd}(Tstd/Ta)\}$

**Sampler Calibration Relationship**

Slope(m): 29.370      Intercept(b): 6.199      Correlation Coefficient(r): 0.9962

Checked by: Magnum Fan

Date: 22/07/2019





RECALIBRATION

DUE DATE:

February 25, 2020

# Certificate of Calibration

## Calibration Certification Information

Cal. Date: February 25, 2019      Rootsmeter S/N: 438320      Ta: 294      °K  
 Operator: Jim Tisch      Pa: 762.0      mm Hg  
 Calibration Model #: TE-5025A      Calibrator S/N: 2454

Run	Vol. Init (m3)	Vol. Final (m3)	ΔVol. (m3)	ΔTime (min)	ΔP (mm Hg)	ΔH (in H2O)
1	1	2	1	1.4400	3.2	2.00
2	3	4	1	1.0200	6.4	4.00
3	5	6	1	0.9120	7.9	5.00
4	7	8	1	0.8700	8.8	5.50
5	9	10	1	0.7180	12.8	8.00

## Data Tabulation

Vstd (m3)	Qstd (x-axis)	$\sqrt{\Delta H \left( \frac{Pa}{Pstd} \right) \left( \frac{Tstd}{Ta} \right)}$ (y-axis)	Va	Qa (x-axis)	$\sqrt{\Delta H \left( \frac{Ta}{Pa} \right)}$ (y-axis)
1.0120	0.7028	1.4257	0.9958	0.6915	0.8784
1.0077	0.9880	2.0162	0.9916	0.9722	1.2423
1.0057	1.1028	2.2542	0.9896	1.0851	1.3889
1.0045	1.1546	2.3642	0.9885	1.1362	1.4567
0.9992	1.3916	2.8513	0.9832	1.3694	1.7569
<b>QSTD</b>	<b>m= 2.07076</b>		<b>QA</b>	<b>m= 1.29667</b>	
	<b>b= -0.02917</b>			<b>b= -0.01797</b>	
	<b>r= 1.00000</b>			<b>r= 1.00000</b>	

## Calculations

$Vstd = \Delta Vol \left( \frac{Pa - \Delta P}{Pstd} \right) \left( \frac{Tstd}{Ta} \right)$	$Va = \Delta Vol \left( \frac{Pa - \Delta P}{Pa} \right)$
$Qstd = Vstd / \Delta Time$	$Qa = Va / \Delta Time$
For subsequent flow rate calculations:	
$Qstd = 1/m \left( \left( \sqrt{\Delta H \left( \frac{Pa}{Pstd} \right) \left( \frac{Tstd}{Ta} \right)} \right) - b \right)$	$Qa = 1/m \left( \left( \sqrt{\Delta H \left( \frac{Ta}{Pa} \right)} \right) - b \right)$

## Standard Conditions

Tstd:	298.15 °K
Pstd:	760 mm Hg
<b>Key</b>	
ΔH: calibrator manometer reading (in H2O)	
ΔP: rootsmeter manometer reading (mm Hg)	
Ta: actual absolute temperature (°K)	
Pa: actual barometric pressure (mm Hg)	
b: intercept	
m: slope	

## RECALIBRATION

US EPA recommends annual recalibration per 1998 40 Code of Federal Regulations Part 50 to 51, Appendix B to Part 50, Reference Method for the Determination of Suspended Particulate Matter in the Atmosphere, 9.2.17, page 30

## EQUIPMENT CALIBRATION RECORD

Type : Laser Dust Monitor  
 Manufacturer / Brand : SIBATA  
 Model No.: LD-5R  
 Equipment No.: LD-5R-001  
 Serial No.: 640595  
 Sensitivity Adjustment Scale Setting : 765 CPM

### Standard Equipment

Equipment : MFC High Volume Air Sampler  
 Venue : Tung Chung Pier  
 Model No.: TE-5170 Total Suspended Particulate  
 Serial No.: S/N3641  
 Previous Calibration Date: 12-Jul-2018

### Calibration Result

Sensitivity Adjustment Scale Setting (Before Calibration) : 763 CPM  
 Sensitivity Adjustment Scale Setting (After Calibration) : 763 CPM

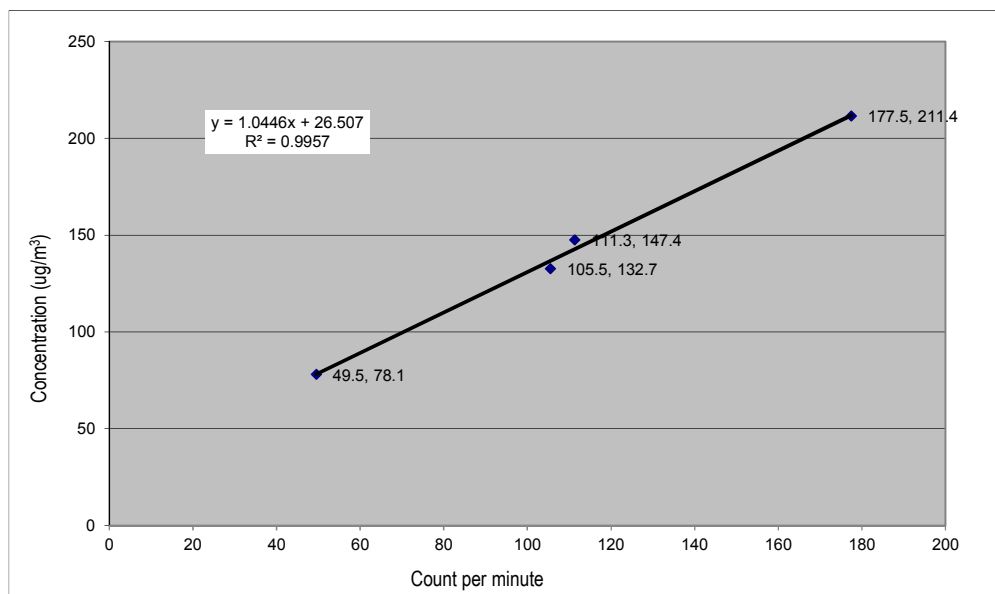
Hour	Date (dd-mmm-yy)	Time		Ambient Condition		Concentration (ug/m <sup>3</sup> ) Y-axis	Total Count	Count/Minute X-axis
				Temp (°C)	R.H. (%)			
1	24-Aug-18	09:07	09:37	29.4	80%	78.1	1485	49.5
2	24-Aug-18	10:00	11:00	30.5	76%	132.7	6331	105.5
3	24-Aug-18	11:12	12:42	30.6	76%	147.4	10017	111.3
4	24-Aug-18	13:21	15:21	31.0	71%	211.4	21297	177.5

Be Linear Regression of Y or X

Slope (K-factor): 1.0446 Intercept,b: 26.507

Correlation coefficient (R): 0.9978

Remark: \_\_\_\_\_  
 \_\_\_\_\_  
 \_\_\_\_\_



Recorded by: Shing Mak

Signature: *Shing*

Date: 07-Sep-2018

Checked by: Eva Keung

Signature: *Eva*

Date: 07-Sep-2018

## EQUIPMENT CALIBRATION RECORD

Type : Laser Dust Monitor  
 Manufacturer / Brand : SIBATA  
 Model No.: LD-5R  
 Equipment No.: LD-5R-002  
 Serial No.: 861988  
 Sensitivity Adjustment Scale Setting : 621 CPM

### Standard Equipment

Equipment : MFC High Volume Air Sampler  
 Venue : Tung Chung Pier  
 Model No.: TE-5170 Total Suspended Particulate  
 Serial No.: S/N3641  
 Previous Calibration Date : 12-Jul-2018

### Calibration Result

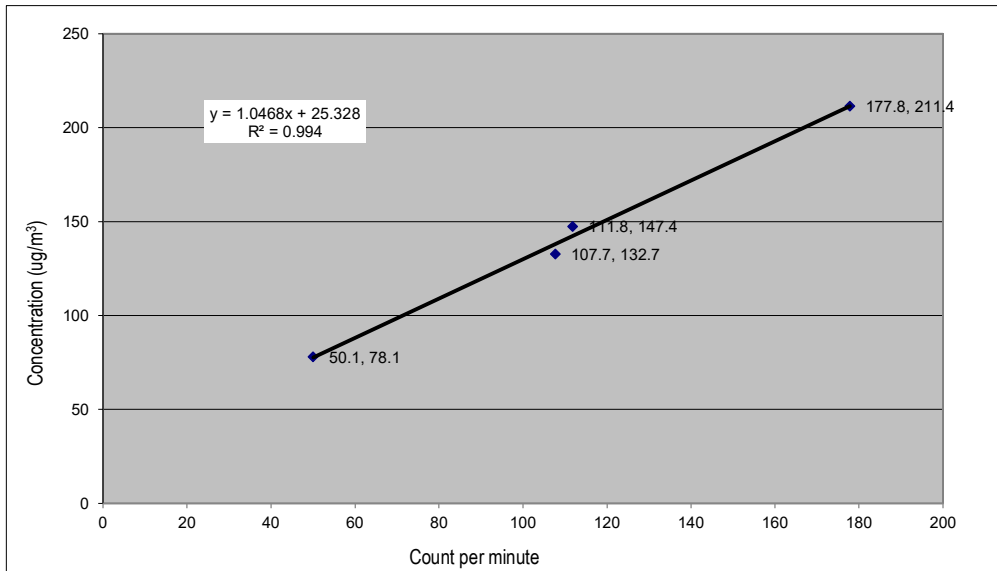
Sensitivity Adjustment Scale Setting (Before Calibration) : 622 CPM  
 Sensitivity Adjustment Scale Setting (After Calibration) : 622 CPM

Hour	Date (dd-mmm-yy)	Time		Ambient Condition		Concentration (ug/m <sup>3</sup> ) Y-axis	Total Count	Count/Minute X-axis
				Temp (°C)	R.H. (%)			
1	24-Aug-18	09:07	09:37	29.4	80%	78.1	1502	50.1
2	24-Aug-18	10:00	11:00	30.5	76%	132.7	6460	107.7
3	24-Aug-18	11:12	12:42	30.6	76%	147.4	10065	111.8
4	24-Aug-18	13:21	15:21	31.0	71%	211.4	21334	177.8

Be Linear Regression of Y or X

Slope (K-factor): 1.0468      Intercept,b: 25.328  
 Correlation coefficient (R): 0.9970

Remark: \_\_\_\_\_  
 \_\_\_\_\_  
 \_\_\_\_\_



Recorded by: Icy Chan

Signature: *Icy*

Date: 07-Sep-2018

Checked by: Eva Keung

Signature: *Eva*

Date: 07-Sep-2018



## EQUIPMENT CALIBRATION RECORD

Type : Laser Dust Monitor  
 Manufacturer / Brand : SIBATA  
 Model No.: LD-5R  
 Equipment No.: LD-5R-001  
 Serial No.: 640595  
 Sensitivity Adjustment Scale Setting : 765 CPM

### Standard Equipment

Equipment : MFC High Volume Air Sampler  
 Venue : Tung Chung Pier  
 Model No.: TE-5170 Total Suspended Particulate  
 Serial No.: S/N3641  
 Previous Calibration Date: 13-Jul-2019

### Calibration Result

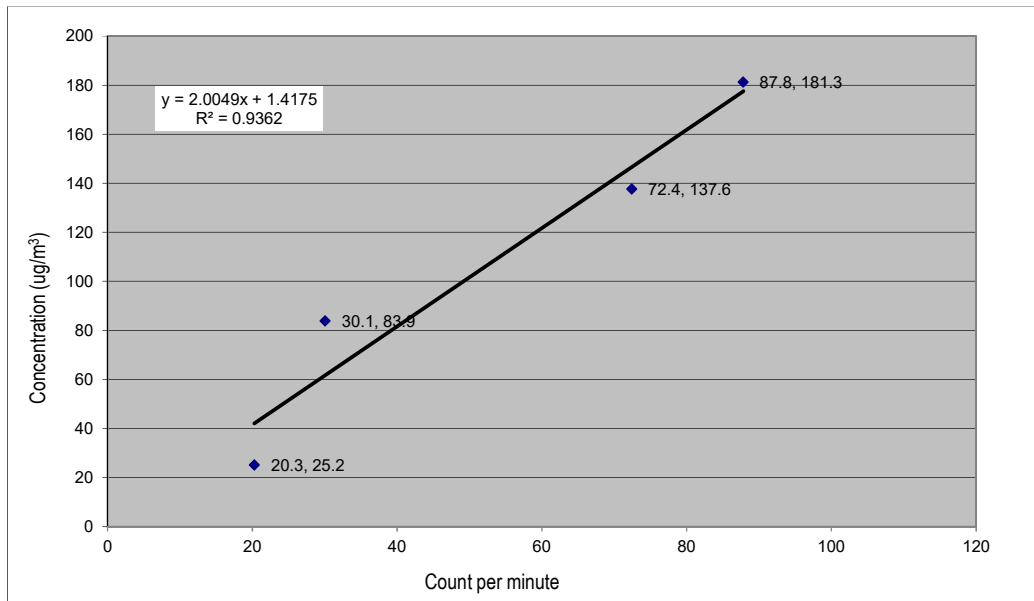
Sensitivity Adjustment Scale Setting (Before Calibration) : 764 CPM  
 Sensitivity Adjustment Scale Setting (After Calibration) : 764 CPM

Date (dd-mmm-yy)	Time		Ambient Condition		Concentration (ug/m <sup>3</sup> ) Y-axis	Total Count	Count/Minute X-axis
			Temp (°C)	R.H. (%)			
08-Aug-19	09:26	09:56	30.8	74%	25.2	609	20.3
08-Aug-19	10:59	11:59	30.0	74%	83.9	1805	30.1
08-Aug-19	12:25	13:55	31.8	70%	137.6	6519	72.4
08-Aug-19	14:36	16:36	34.0	63%	181.3	10540	87.8

Be Linear Regression of Y or X

Slope (K-factor): 2.0049 Intercept,b: 1.4175  
 Correlation coefficient (R): 0.9676

Remark: Strong Correlation (R>0.8)



Recorded by: Zion Leung

Signature: 

Date: 21-Aug-19

Checked by: Eva Keung

Signature: 

Date: 21-Aug-19

## EQUIPMENT CALIBRATION RECORD

Type : Laser Dust Monitor  
 Manufacturer / Brand : SIBATA  
 Model No.: LD-5R  
 Equipment No.: LD-5R-002  
 Serial No.: 861988  
 Sensitivity Adjustment Scale Setting : 621 CPM

### Standard Equipment

Equipment : MFC High Volume Air Sampler  
 Venue : Tung Chung Pier  
 Model No.: TE-5170 Total Suspended Particulate  
 Serial No.: S/N3641  
 Previous Calibration Date: 13-Jul-2019

### Calibration Result

Sensitivity Adjustment Scale Setting (Before Calibration) : 620 CPM  
 Sensitivity Adjustment Scale Setting (After Calibration) : 620 CPM

Date (dd-mmm-yy)	Time		Ambient Condition		Concentration (ug/m <sup>3</sup> ) Y-axis	Total Count	Count/Minute X-axis
			Temp (°C)	R.H. (%)			
08-Aug-19	09:26	09:56	30.8	74%	25.2	614	20.5
08-Aug-19	10:59	11:59	30.0	74%	83.9	1917	32.0
08-Aug-19	12:25	13:55	31.8	70%	137.6	6437	71.5
08-Aug-19	14:36	16:36	34.0	63%	181.3	10263	85.5

Be Linear Regression of Y or X

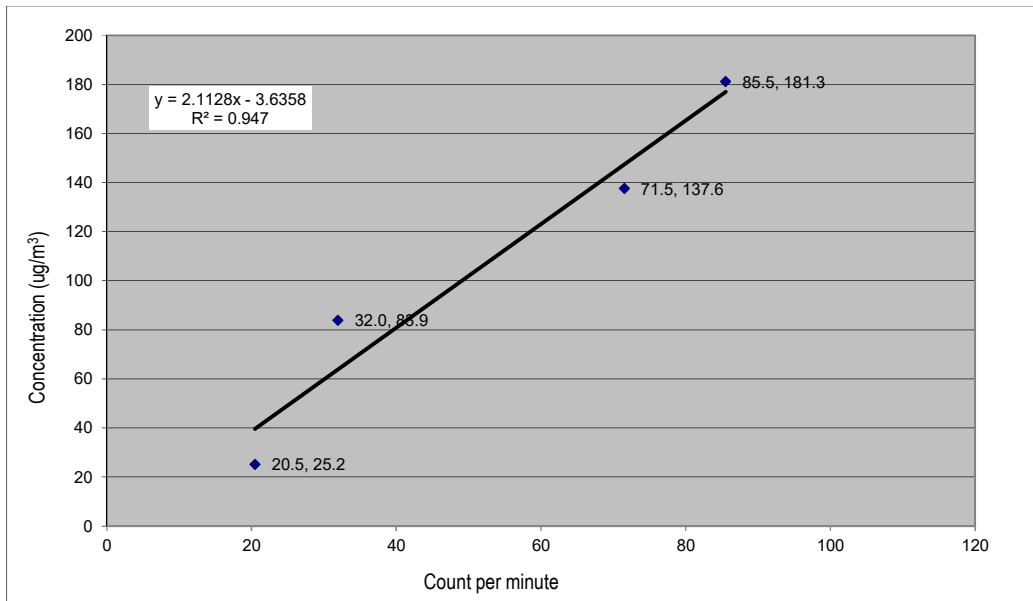
Slope (K-factor): 2.1128 Intercept,b: -3.6358  
 Correlation coefficient (R): 0.9732



Remark: Strong Correlation (R>0.8)

---



---



Recorded by: Zion Leung Signature:  Date: 21-Aug-19  
 Checked by: Eva Keung Signature:  Date: 21-Aug-19



## REPORT OF EQUIPMENT PERFORMANCE CHECK/CALIBRATION

<b>CONTACT:</b>	MR MIKE SHEK	<b>WORK ORDER:</b>	HK1929390
<b>CLIENT:</b>	AECOM ASIA COMPANY LIMITED		
<b>ADDRESS:</b>	1501-10, 15/F, TOWER 1, GRAND CENTRAL PLAZA, 138 SHATIN RURAL COMMITTEE ROAD, SHATIN, NEW TERRITORIES, HONG KONG	<b>SUB- BATCH:</b>	0
		<b>LABORATORY:</b>	HONG KONG
		<b>DATE RECEIVED:</b>	09-Jul-2019
		<b>DATE OF ISSUE:</b>	12-Jul-2019

### COMMENTS

The performance of the equipment stated in this report is checked with independent reference material and results compared against a calibrated secondary source.

The "Tolerance Limit" quoted is the acceptance criteria applicable for similar equipment used by the ALS Hong Kong laboratory or quoted from relevant international standards.

The "Next Calibration Date" is recommended according to best practice principle as practised by the ALS Hong Kong laboratory or quoted from relevant international standards.

Scope of Test:	Conductivity, Dissolved Oxygen, pH Value, Turbidity, Salinity and Temperature
Equipment Type:	Multifunctional Meter
Brand Name:	YSI
Model No.:	6820 V2
Serial No.:	12A101545
Equipment No.:	W.026.35
Date of Calibration:	09-Jul-2019

### NOTES

This is the Final Report and supersedes any preliminary report with this batch number.

Results apply to sample(s) as submitted. All pages of this report have been checked and approved for release.

Ms. Lin Wai Yu, Iris  
Assistant Manager - Inorganic



# REPORT OF EQUIPMENT PERFORMANCE CHECK/CALIBRATION



**WORK ORDER:** HK1929390  
**SUB- BATCH:** 0  
**DATE OF ISSUE:** 12-Jul-2019  
**CLIENT:** AECOM ASIA COMPANY LIMITED

**Equipment Type:** Multifunctional Meter  
**Brand Name:** YSI  
**Model No.:** 6820 V2  
**Serial No.:** 12A101545  
**Equipment No.:** W.026.35  
**Date of Calibration:** 09-Jul-2019                      **Date of Next Calibration:** 09-Oct-2019

**PARAMETERS:**

**Conductivity**

Method Ref: APHA (21st edition), 2510B

Expected Reading (µS/cm)	Displayed Reading (µS/cm)	Tolerance (%)
146.9	148.0	+0.7
6667	6630	-0.6
12890	12800	-0.7
58670	58500	-0.3
	Tolerance Limit (%)	±10.0

**Dissolved Oxygen**

Method Ref: APHA (21st edition), 4500- O: G

Expected Reading (mg/L)	Displayed Reading (mg/L)	Tolerance (mg/L)
3.40	3.36	-0.04
5.50	5.47	-0.03
7.40	7.41	+0.01
	Tolerance Limit (mg/L)	±0.20

**pH Value**

Method Ref: APHA (21st edition), 4500H:B

Expected Reading (pH unit)	Displayed Reading (pH unit)	Tolerance (pH unit)
4.0	4.03	+0.03
7.0	7.03	+0.03
10.0	10.04	+0.04
	Tolerance Limit (pH unit)	±0.20

Remark: "Displayed Reading" presents the figures shown on item under calibration / checking regardless of equipment precision or significant figures.

*Lin Wai Yu*

Ms. Lin Wai Yu, Iris  
 Assistant Manager - Inorganic

# REPORT OF EQUIPMENT PERFORMANCE CHECK/CALIBRATION



**WORK ORDER:** HK1929390  
**SUB- BATCH:** 0  
**DATE OF ISSUE:** 12-Jul-2019  
**CLIENT:** AECOM ASIA COMPANY LIMITED

**Equipment Type:** Multifunctional Meter  
**Brand Name:** YSI  
**Model No.:** 6820 V2  
**Serial No.:** 12A101545  
**Equipment No.:** W.026.35  
**Date of Calibration:** 09-Jul-2019

**Date of Next Calibration:** 09-Oct-2019

## PARAMETERS:

### Turbidity

Method Ref: APHA (21st edition), 2130B

Expected Reading (NTU)	Displayed Reading (NTU)	Tolerance (%)
0	0.0	--
4	3.9	-2.5
10	9.5	-5.0
20	19.2	-4.0
50	49.1	-1.8
100	99.3	-0.7
	Tolerance Limit (%)	±10.0

### Salinity

Method Ref: APHA (21st edition), 2520B

Expected Reading (ppt)	Displayed Reading (ppt)	Tolerance (%)
0	0.00	--
10	10.08	+0.8
20	19.93	-0.4
30	29.91	-0.3
	Tolerance Limit (%)	±10.0

Remark: "Displayed Reading" presents the figures shown on item under calibration / checking regardless of equipment precision or significant figures.

Ms. Lin Wai Yu, Iris  
Assistant Manager - Inorganic

# REPORT OF EQUIPMENT PERFORMANCE CHECK/CALIBRATION



**WORK ORDER:** HK1929390  
**SUB- BATCH:** 0  
**DATE OF ISSUE:** 12-Jul-2019  
**CLIENT:** AECOM ASIA COMPANY LIMITED

**Equipment Type:** Multifunctional Meter  
**Brand Name:** YSI  
**Model No.:** 6820 V2  
**Serial No.:** 12A101545  
**Equipment No.:** W.026.35  
**Date of Calibration:** 09-Jul-2019

**Date of Next Calibration:** 09-Oct-2019

## PARAMETERS:

### Temperature

Method Ref: Section 6 of International Accreditation New Zealand Technical  
Guide No. 3 Second edition March 2008: Working Thermometer Calibration Procedure.

Expected Reading (°C)	Displayed Reading (°C)	Tolerance (°C)
10.0	10.94	+0.9
20.0	19.93	-0.1
40.0	39.89	-0.1
	Tolerance Limit (°C)	±2.0

Remark: "Displayed Reading" presents the figures shown on item under calibration / checking regardless of equipment precision or significant figures.

Ms. Lin Wai Yu, Iris  
Assistant Manager - Inorganic



## REPORT OF EQUIPMENT PERFORMANCE CHECK/CALIBRATION

<b>CONTACT:</b>	MIKE SHEK	<b>WORK ORDER:</b>	HK1919481
<b>CLIENT:</b>	AECOM ASIA COMPANY LIMITED		
<b>ADDRESS:</b>	1501- 10, 15/F, TOWER 1, GRAND CENTRAL PLAZA, 138 SHATIN RURAL COMMITTEE ROAD, SHATIN, NEW TERRITORIES, HONG KONG	<b>SUB- BATCH:</b>	0
		<b>LABORATORY:</b>	HONG KONG
		<b>DATE RECEIVED:</b>	09- May- 2019
		<b>DATE OF ISSUE:</b>	17- May- 2019

### COMMENTS

The performance of the equipment stated in this report is checked with independent reference material and results compared against a calibrated secondary source.

The "Tolerance Limit" quoted is the acceptance criteria applicable for similar equipment used by the ALS Hong Kong laboratory or quoted from relevant international standards.

The "Next Calibration Date" is recommended according to best practice principle as practised by the ALS Hong Kong laboratory or quoted from relevant international standards.

Scope of Test:	Conductivity, Dissolved Oxygen, pH Value, Turbidity, Salinity and Temperature
Equipment Type:	Multifunctional Meter
Brand Name:	YSI
Model No.:	6820 V2
Serial No.:	00H1019
Equipment No.:	W.026.09
Date of Calibration:	09- May- 2019

### NOTES

This is the Final Report and supersedes any preliminary report with this batch number.

Results apply to sample(s) as submitted. All pages of this report have been checked and approved for release.

Mr Chan Siu Ming, Vico  
Manager - Inorganic



# REPORT OF EQUIPMENT PERFORMANCE CHECK/CALIBRATION



WORK ORDER: HK1919481  
SUB- BATCH: 0  
DATE OF ISSUE: 17- May- 2019  
CLIENT: AECOM ASIA COMPANY LIMITED

Equipment Type: Multifunctional Meter  
Brand Name: YSI  
Model No.: 6820 V2  
Serial No.: 00H1019  
Equipment No.: W.026.09  
Date of Calibration: 09- May- 2019

Date of Next Calibration: 09- Aug- 2019

## PARAMETERS:

### Conductivity

Method Ref: APHA (21st edition), 2510B

Expected Reading ( $\mu\text{S}/\text{cm}$ )	Displayed Reading ( $\mu\text{S}/\text{cm}$ )	Tolerance (%)
146.9	150.0	+ 2.1
6667	6560	- 1.6
12890	12770	- 0.9
58670	58420	- 0.4
	Tolerance Limit (%)	$\pm 10.0$

### Dissolved Oxygen

Method Ref: APHA (21st edition), 4500- O: G

Expected Reading (mg/L)	Displayed Reading (mg/L)	Tolerance (mg/L)
3.35	3.31	- 0.04
5.50	5.52	+ 0.02
7.40	7.36	- 0.04
	Tolerance Limit (mg/L)	$\pm 0.20$

### pH Value

Method Ref: APHA (21st edition), 4500H:B

Expected Reading (pH unit)	Displayed Reading (pH unit)	Tolerance (pH unit)
4.0	4.01	+ 0.01
7.0	7.04	+ 0.04
10.0	10.06	+ 0.06
	Tolerance Limit (pH unit)	$\pm 0.20$

Remark: "Displayed Reading" presents the figures shown on item under calibration / checking regardless of equipment precision or significant figures.

Mr Chan Siu Ming, Vico  
Manager - Inorganic

# REPORT OF EQUIPMENT PERFORMANCE CHECK/CALIBRATION



WORK ORDER: HK1919481  
SUB- BATCH: 0  
DATE OF ISSUE: 17- May- 2019  
CLIENT: AECOM ASIA COMPANY LIMITED

Equipment Type: Multifunctional Meter  
Brand Name: YSI  
Model No.: 6820 V2  
Serial No.: 00H1019  
Equipment No.: W.026.09  
Date of Calibration: 09- May- 2019

Date of Next Calibration: 09- Aug- 2019

## PARAMETERS:

### Turbidity

Method Ref: APHA (21st edition), 2130B

Expected Reading (NTU)	Displayed Reading (NTU)	Tolerance (%)
0	0.0	--
4	4.1	+2.5
10	9.6	-4.0
20	20.2	+1.0
50	49.5	-1.0
100	98.5	-1.5
	Tolerance Limit (%)	±10.0

### Salinity

Method Ref: APHA (21st edition), 2520B

Expected Reading (ppt)	Displayed Reading (ppt)	Tolerance (%)
0	0.00	--
10	9.88	-1.2
20	19.86	-0.7
30	29.85	-0.5
	Tolerance Limit (%)	±10.0

Remark: "Displayed Reading" presents the figures shown on item under calibration / checking regardless of equipment precision or significant figures.

Mr Chan Siu Ming, Vico  
Manager - Inorganic

# REPORT OF EQUIPMENT PERFORMANCE CHECK/CALIBRATION



WORK ORDER: HK1919481  
SUB- BATCH: 0  
DATE OF ISSUE: 17- May- 2019  
CLIENT: AECOM ASIA COMPANY LIMITED

Equipment Type: Multifunctional Meter  
Brand Name: YSI  
Model No.: 6820 V2  
Serial No.: 00H1019  
Equipment No.: W.026.09  
Date of Calibration: 09- May- 2019

Date of Next Calibration: 09- Aug- 2019

## PARAMETERS:

### Temperature

Method Ref: Section 6 of International Accreditation New Zealand Technical  
Guide No. 3 Second edition March 2008: Working Thermometer Calibration Procedure.

Expected Reading (°C)	Displayed Reading (°C)	Tolerance (°C)
10.5	10.5	- 0.0
21.0	21.0	- 0.0
39.0	38.91	- 0.1
	Tolerance Limit (°C)	± 2.0

Remark: "Displayed Reading" presents the figures shown on item under calibration / checking regardless of equipment precision or significant figures.

Mr Chan Siu Ming, Vico  
Manager - Inorganic



**ALS Technichem (HK) Pty Ltd**  
11/F, Chung Shun Knitting Centre  
1-3 Wing Yip Street, Kwai Chung  
N.T., Hong Kong  
T: +852 2610 1044 | F: +852 2610 2021

## REPORT OF EQUIPMENT PERFORMANCE CHECK/CALIBRATION

<b>CONTACT:</b>	MR MIKE SHEK	<b>WORK ORDER:</b>	HK1933819
<b>CLIENT:</b>	AECOM ASIA COMPANY LIMITED		
<b>ADDRESS:</b>	1501-10, 15/F, TOWER 1, GRAND CENTRAL PLAZA, 138 SHATIN RURAL COMMITTEE ROAD, SHATIN, NEW TERRITORIES, HONG KONG	<b>SUB- BATCH:</b>	0
		<b>LABORATORY:</b>	HONG KONG
		<b>DATE RECEIVED:</b>	08-Aug-2019
		<b>DATE OF ISSUE:</b>	14-Aug-2019

### COMMENTS

Equipment information (Brand name, Model No., Serial No. and Equipment No.) is provided by client. The performance of the equipment stated in this report is checked with independent reference material and results compared against a calibrated secondary source.

The "Tolerance Limit" quoted is the acceptance criteria applicable for similar equipment used by the ALS Hong Kong laboratory or quoted from relevant international standards.

The "Next Calibration Date" is recommended according to best practice principle as practised by the ALS Hong Kong laboratory or quoted from relevant international standards.

Scope of Test:	Conductivity, Dissolved Oxygen, pH Value, Turbidity, Salinity and Temperature
Equipment Type:	Multifunctional Meter
Brand Name/ Model No.:	6820 V2
Serial No./ Equipment No.:	00H1019/ W.026.09
Date of Calibration:	08-Aug-2019

### NOTES

This is the Final Report and supersedes any preliminary report with this batch number.

Results apply to sample(s) as submitted. All pages of this report have been checked and approved for release.

Ms. Lin Wai Yu, Iris  
Assistant Manager - Inorganic

*This report may not be reproduced except with prior written approval from ALS Technichem (HK) Pty Ltd.*



# REPORT OF EQUIPMENT PERFORMANCE CHECK/CALIBRATION



**WORK ORDER:** HK1933819  
**SUB- BATCH:** 0  
**DATE OF ISSUE:** 14-Aug-2019  
**CLIENT:** AECOM ASIA COMPANY LIMITED

**Equipment Type:** Multifunctional Meter  
**Brand Name/** 6820 V2  
**Model No.:**  
**Serial No./** 00H1019/W.026.09  
**Equipment No.:**  
**Date of Calibration:** 08-Aug-2019                      **Date of Next Calibration:**                      08-Nov-2019

**PARAMETERS:**

**Conductivity**

Method Ref: APHA (21st edition), 2510B

Expected Reading (µS/cm)	Displayed Reading (µS/cm)	Tolerance (%)
146.9	145.0	-1.3
6667	6600	-1.0
12890	12680	-1.6
58670	58500	-0.3
	Tolerance Limit (%)	±10.0

**Dissolved Oxygen**

Method Ref: APHA (21st edition), 4500- O: G

Expected Reading (mg/L)	Displayed Reading (mg/L)	Tolerance (mg/L)
3.40	3.37	-0.03
5.45	5.41	-0.04
7.50	7.47	-0.03
	Tolerance Limit (mg/L)	±0.20

**pH Value**

Method Ref: APHA (21st edition), 4500H:B

Expected Reading (pH unit)	Displayed Reading (pH unit)	Tolerance (pH unit)
4.0	4.01	+0.01
7.0	7.04	+0.04
10.0	9.98	-0.02
	Tolerance Limit (pH unit)	±0.20

Remark: "Displayed Reading" presents the figures shown on item under calibration / checking regardless of equipment precision or significant figures.

*Lin*

Ms. Lin Wai Yu, Iris  
 Assistant Manager - Inorganic

# REPORT OF EQUIPMENT PERFORMANCE CHECK/CALIBRATION



WORK ORDER: HK1933819  
SUB- BATCH: 0  
DATE OF ISSUE: 14-Aug-2019  
CLIENT: AECOM ASIA COMPANY LIMITED

Equipment Type: Multifunctional Meter  
Brand Name/ 6820 V2  
Model No.:  
Serial No./ 00H1019/W.026.09  
Equipment No.:  
Date of Calibration: 08-Aug-2019

Date of Next Calibration: 08-Nov-2019

## PARAMETERS:

### Turbidity

Method Ref: APHA (21st edition), 2130B

Expected Reading (NTU)	Displayed Reading (NTU)	Tolerance (%)
0	0.0	--
4	4.1	+2.5
10	9.8	-2.0
20	19.2	-4.0
50	49.3	-1.4
100	99.0	-1.0
	Tolerance Limit (%)	±10.0

### Salinity

Method Ref: APHA (21st edition), 2520B

Expected Reading (ppt)	Displayed Reading (ppt)	Tolerance (%)
0	0.00	--
10	9.89	-1.1
20	19.87	-0.6
30	29.60	-1.3
	Tolerance Limit (%)	±10.0

Remark: "Displayed Reading" presents the figures shown on item under calibration / checking regardless of equipment precision or significant figures.

Ms. Lin Wai Yu, Iris  
Assistant Manager - Inorganic

# REPORT OF EQUIPMENT PERFORMANCE CHECK/CALIBRATION



**WORK ORDER:** HK1933819  
**SUB- BATCH:** 0  
**DATE OF ISSUE:** 14-Aug-2019  
**CLIENT:** AECOM ASIA COMPANY LIMITED

**Equipment Type:** Multifunctional Meter  
**Brand Name/** 6820 V2  
**Model No.:**  
**Serial No./** 00H1019/W.026.09  
**Equipment No.:**  
**Date of Calibration:** 08-Aug-2019      **Date of Next Calibration:** 08-Nov-2019

## PARAMETERS:

### Temperature

**Method Ref:** Section 6 of International Accreditation New Zealand Technical  
**Guide No. 3 Second edition March 2008: Working Thermometer Calibration Procedure.**

Expected Reading (°C)	Displayed Reading (°C)	Tolerance (°C)
10.0	10.02	+0.0
20.5	20.37	-0.1
38.0	37.89	-0.1
	Tolerance Limit (°C)	±2.0

Remark: "Displayed Reading" presents the figures shown on item under calibration / checking regardless of equipment precision or significant figures.

Ms. Lin Wai Yu, Iris  
Assistant Manager - Inorganic