

High-Volume TSP Sampler
5-Point Calibration Record

Location : ASR 8(A)
 Calibrated by : P.F. Yeung
 Date : 05/01/2014

Sampler

Model : TE-5170
 Serial Number : S/N 3956

Calibration Orifice and Standard Calibration Relationship

Serial Number : 2454
 Service Date : 12 Mar 2013
 Slope (m) : 2.05818
 Intercept (b) : 0.01929
 Correlation Coefficient(r) : 0.99991

Standard Condition

Pstd (hpa) : 1013
 Tstd (K) : 298.18

Calibration Condition

Pa (hpa) : 1018
 Ta(K) : 290

Resistance Plate		dH [green liquid] (inch water)	Z	X=Qstd (cubic meter/min)	IC (chart)	Y (corrected)
1	18 holes	12.4	3.578	1.729	63	64.02
2	13 holes	10.0	3.214	1.552	57	57.92
3	10 holes	7.4	2.764	1.334	51	51.83
4	7 holes	5.0	2.272	1.095	44	44.71
5	5 holes	3.0	1.760	0.846	37	37.60

Notes: $Z = \sqrt{dH(Pa/Pstd)(Tstd/Ta)}$, $X = Z/m - b$, $Y(\text{Corrected Flow}) = IC * \{\sqrt{Pa/Pstd}(Tstd/Ta)\}$

Sampler Calibration Relationship (Linear Regression)

Slope(m): 29.648 Intercept(b): 12.345 Correlation Coefficient(r): 0.9991

Checked by: Magnum Fan

Date: 08/01/2014

High-Volume TSP Sampler
5-Point Calibration Record

Location : ASR8
 Calibrated by : P.F. Yeung
 Date : 05/01/2014

Sampler

Model : TE-5170
 Serial Number : S/N 3958

Calibration Orifice and Standard Calibration Relationship

Serial Number : 2454
 Service Date : 12 Mar 2013
 Slope (m) : 2.05818
 Intercept (b) : 0.01929
 Correlation Coefficient(r) : 0.99991

Standard Condition

Pstd (hpa) : 1013
 Tstd (K) : 298.18

Calibration Condition

Pa (hpa) : 1018
 Ta(K) : 290

Resistance Plate		dH [green liquid] (inch water)	Z	X=Qstd (cubic meter/min)	IC (chart)	Y (corrected)
1	18 holes	11.6	3.461	1.672	53	53.86
2	13 holes	9.2	3.082	1.488	48	48.78
3	10 holes	6.8	2.650	1.278	42	42.68
4	7 holes	4.4	2.132	1.026	35	35.57
5	5 holes	2.8	1.700	0.817	28	28.45

Notes: $Z = \sqrt{dH(Pa/Pstd)(Tstd/Ta)}$, $X = Z/m - b$, $Y(\text{Corrected Flow}) = IC * \{\sqrt{Pa/Pstd}(Tstd/Ta)\}$

Sampler Calibration Relationship (Linear Regression)

Slope(m): 29.478 Intercept(b): 4.834 Correlation Coefficient(r): 0.9993

Checked by: Magnum Fan

Date: 08/01/2014

High-Volume TSP Sampler
5-Point Calibration Record

Location : ASR 8(A)
 Calibrated by : P.F.Yeung
 Date : 05/03/2014

Sampler

Model : TE-5170
 Serial Number : S/N 3956

Calibration Office and Standard Calibration Relationship

Serial Number : 2454
 Service Date : 12 Mar 2013
 Slope (m) : 2.05818
 Intercept (b) : 0.01929
 Correlation Coefficient(r) : 0.99991

Standard Condition

Pstd (hpa) : 1013
 Tstd (K) : 298.18

Calibration Condition

Pa (hpa) : 1018
 Ta(K) : 290

Resistance Plate	dH [green liquid] (inch water)	Z	X=Qstd (cubic meter/min)	IC (chart)	Y (corrected)
1 18 holes	12.5	3.593	1.736	62	63.00
2 13 holes	10.2	3.245	1.567	57	57.92
3 10 holes	7.5	2.783	1.343	51	51.83
4 7 holes	5.0	2.272	1.095	45	45.73
5 5 holes	2.9	1.731	0.831	37	37.60

Notes: $Z = \sqrt{dH(Pa/Pstd)(Tstd/Ta)}$, $X = Z/m - b$, $Y(\text{Corrected Flow}) = IC * \{\sqrt{Pa/Pstd}(Tstd/Ta)\}$

Sampler Calibration Relationship (Linear Regression)

Slope(m): 27.595 Intercept(b): 14.942 Correlation Coefficient(r): 0.9993

Checked by: Magnum Fan

Date: 20/03/2014

High-Volume TSP Sampler
5-Point Calibration Record

Location : ASR8
 Calibrated by : P.F.Yeung
 Date : 05/03/2014

Sampler

Model : TE-5170
 Serial Number : S/N 3958

Calibration Office and Standard Calibration Relationship

Serial Number : 2454
 Service Date : 12 Mar 2013
 Slope (m) : 2.05818
 Intercept (b) : 0.01929
 Correlation Coefficient(r) : 0.99991

Standard Condition

Pstd (hpa) : 1013
 Tstd (K) : 298.18

Calibration Condition

Pa (hpa) : 1018
 Ta(K) : 290

Resistance Plate	dH [green liquid] (inch water)	Z	X=Qstd (cubic meter/min)	IC (chart)	Y (corrected)
1 18 holes	12.0	3.520	1.701	53	53.86
2 13 holes	9.5	3.132	1.512	48	48.78
3 10 holes	7.0	2.689	1.297	42	42.68
4 7 holes	4.5	2.156	1.038	36	36.58
5 5 holes	2.8	1.700	0.817	30	30.49

Notes: $Z = \sqrt{dH(Pa/Pstd)(Tstd/Ta)}$, $X = Z/m - b$, $Y(\text{Corrected Flow}) = IC * \{\sqrt{Pa/Pstd}(Tstd/Ta)\}$

Sampler Calibration Relationship (Linear Regression)

Slope(m): 26.248 Intercept(b): 9.062 Correlation Coefficient(r): 0.9996

Checked by: Magnum Fan

Date: 20/03/2014

WATER

Certification of Quality

This product has been tested in accordance with procedures established through Global Water Instrumentation's Quality Management System. This product meets or exceeds its manufacturing acceptance criteria.

ITEM DESCRIPTION:	Wind Speed Sensor
MODEL NAME/ NUMBER:	WE550
PART NUMBER:	EC0000
SENSOR RANGE:	0-110 MPH
SENSOR OUTPUT:	4.00-19.91 mA
ACCURACY:	.2 MPH over the range 11 to 55 MPH
POWER REQUIRED	10-36 VDC
SERIAL NUMBER:	1337005099
CABLE LENGTH:	25 ft
CERTIFICATES:	CE Compliant

Contact
Global Water
for all your
instrumentation
needs:

Water Level

Water Flow

Water Samplers

Water Quality

Weather

Remote Monitoring

Control

Technician: *Wright, Jess*

Date: 9/10/2013

NOT Global Water Instrumentation warrants that its products are free from defects in material & workmanship under normal use & service for a period of one year from date of original shipment from factory. Repaired components are warranted for a period of 90 days from shipment. Contact us for complete warranty details.



Global Water

a **xylem** brand

In the U.S. call toll free
at 1-800-876-1172

International: 1-979-690-5560

Fax: 1-979-690-0440

Email: globalw@globalw.com

Visit our online catalog at:
www.globalw.com

Our Service Address

151 Graham Rd

College Station, TX 77845

WATER

Certification of Quality

This product has been tested in accordance with procedures established through Global Water Instrumentation's Quality Management System. This product meets or exceeds its manufacturing acceptance criteria.

ITEM DESCRIPTION:	Wind Direction
MODEL NAME/ NUMBER:	WE570
PART NUMBER:	ED0000
SENSOR RANGE:	0-360 °
SENSOR OUTPUT:	4.01-20.03 mA
ACCURACY:	1% of full scale
POWER REQUIRED	10-36 VDC
SERIAL NUMBER:	1337005143
CABLE LENGTH:	25 ft
CERTIFICATES:	CE Compliant

Contact
Global Water
for all your
instrumentation
needs:

Water Level

Water Flow

Water Samplers

Water Quality

Weather

Remote Monitoring

Control

Technician: *Wright, Jess*

Date: 9/12/2013

NOT Global Water Instrumentation warrants that its products are free from defects in material & workmanship under normal use & service for a period of one year from date of original shipment from factory. Repaired components are warranted for a period of 90 days from shipment. Contact us for complete warranty details.



Global Water

a xylem brand

In the U.S. call toll free
at 1-800-876-1172
International 1-979-690-5560
Fax: 1-979-690-0440
Email globalw@globalw.com

Visit our online catalog at
www.globalw.com
Our Service Address
151 Graham Rd
College Station, TX 77845



TISCH ENVIRONMENTAL, INC.
 145 SOUTH MIAMI AVE.
 VILLAGE OF CLEVELS, OH 45002
 513.467.9000
 877.263.7610 TOLL FREE
 513.467.9009 FAX
 WWW.TISCH-ENV.COM

AIR POLLUTION MONITORING EQUIPMENT

ORIFICE TRANSFER STANDARD CERTIFICATION WORKSHEET TE-5025A

Date - Mar 12, 2013 Rootsometer S/N 0438320 Ta (K) - 293
 Operator Tisch Orifice I.D. - 2454 Pa (mm) - 748.03

PLATE OR Run #	VOLUME START (m3)	VOLUME STOP (m3)	DIFF VOLUME (m3)	DIFF TIME (min)	METER	ORFICE
					DIFF Hg (mm)	DIFF H2O (in.)
1	NA	NA	1.00	1.4750	3.2	2.00
2	NA	NA	1.00	1.0290	6.4	4.00
3	NA	NA	1.00	0.9170	8.0	5.00
4	NA	NA	1.00	0.8740	8.9	5.50
5	NA	NA	1.00	0.7220	12.8	8.00

DATA TABULATION

Vstd	(x axis) Qstd	(y axis)	Va	(x axis) Qa	(y axis)
0.9967	0.6757	1.4150	0.9957	0.6750	0.8851
0.9925	0.9645	2.0010	0.9915	0.9635	1.2517
0.9902	1.0799	2.2372	0.9892	1.0788	1.3995
0.9891	1.1317	2.3464	0.9881	1.1305	1.4678
0.9839	1.3627	2.8299	0.9828	1.3613	1.7702
Qstd slope (m) = 2.05818			Qa slope (m) = 1.28880		
intercept (b) = 0.01929			intercept (b) = 0.01207		
coefficient (r) = 0.99991			coefficient (r) = 0.99991		
y axis = SQRT[H2O(Pa/760)(298/Ta)]			y axis = SQRT[H2O(Ta/Pa)]		

CALCULATIONS

$$Vstd = \text{Diff. Vol} [(Pa - \text{Diff. Hg}) / 760] (298 / Ta)$$

$$Qstd = Vstd / \text{Time}$$

$$Va = \text{Diff Vol} [(Pa - \text{Diff Hg}) / Pa]$$

$$Qa = Va / \text{Time}$$

For subsequent flow rate calculations:

$$Qstd = 1/m \{ [\text{SQRT}(H2O(Pa/760)(298/Ta))] - b \}$$

$$Qa = 1/m \{ [\text{SQRT}(H2O(Ta/Pa))] - b \}$$

Certificate of Calibration

校正證書

Certificate No. : C133573
證書編號

ITEM TESTED / 送檢項目 (Job No. / 序引編號 : IC13-1422)

Description / 儀器名稱 : Sound Level Meter
Manufacturer / 製造商 : Rion
Model No. / 型號 : NL-31
Serial No. / 編號 : 00410224
Supplied By / 委託者 : Envirotech Services Co.
Shop 6, G/F., Casio Mansion, 209 Shaukeiwan Road,
Hong Kong

TEST CONDITIONS / 測試條件

Temperature / 溫度 : $(23 \pm 2)^{\circ}\text{C}$ Relative Humidity / 相對濕度 : $(55 \pm 20)\%$
Line Voltage / 電壓 : ---

TEST SPECIFICATIONS / 測試規範

Calibration check

DATE OF TEST / 測試日期 : 14 June 2013

TEST RESULTS / 測試結果

The results apply to the particular unit-under-test only.
All results are within manufacturer's specification.
The results are detailed in the subsequent page(s).

The test equipment used for calibration are traceable to National Standards via :

- The Government of The Hong Kong Special Administrative Region Standard & Calibration Laboratory
- Rohde & Schwarz Laboratory, Germany
- Fluke Everett Service Center, USA
- Agilent Technologies, USA

Tested By : 
測試 : K C Lee

Certified By : 
核證 : K K Wong

Date of Issue : 17 June 2013
簽發日期

The test equipment used for calibration are traceable to the Nation Standards as specified in this certificate. This certificate shall not be reproduced except in full, without the prior written approval of this laboratory.

本證書所載校正用之測試器材均可溯源至國際標準。局部複印本證書需先獲本實驗室所書面批准。

Certificate of Calibration

校正證書

Certificate No. : C133573
證書編號

- The unit-under-test (UUT) was allowed to stabilize in the laboratory for over 12 hours, and switched on to warm up for over 10 minutes before the commencement of the test.
- Self-calibration was performed before the test.
- The results presented are the mean of 3 measurements at each calibration point.
- Test equipment :

Equipment ID	Description	Certificate No.
CL280	40 MHz Arbitrary Waveform Generator	C130019
CL281	Multifunction Acoustic Calibrator	DC110233

- Test procedure : MA101N.
- Results :

6.1 Sound Pressure Level

6.1.1 Reference Sound Pressure Level

UUT Setting				Applied Value		UUT Reading (dB)	IEC 61672 Class 1 Spec. (dB)
Range (dB)	Mode	Frequency Weighting	Time Weighting	Level (dB)	Freq. (kHz)		
30 - 120	L _A	A	Fast	94.00	1	93.6	± 1.1

6.1.2 Linearity

UUT Setting				Applied Value		UUT Reading (dB)
Range (dB)	Mode	Frequency Weighting	Time Weighting	Level (dB)	Freq. (kHz)	
30 - 120	L _A	A	Fast	94.00	1	93.6 (Ref.)
				104.00		103.6
				114.00		113.6

IEC 61672 Class 1 Spec. : ± 0.6 dB per 10 dB step and ± 1.1 dB for overall different.

6.2 Time Weighting

UUT Setting				Applied Value		UUT Reading (dB)	IEC 61672 Class 1 Spec. (dB)
Range (dB)	Mode	Frequency Weighting	Time Weighting	Level (dB)	Freq. (kHz)		
30 - 120	L _A	A	Fast	94.00	1	93.6	Ref.
			Slow			93.5	± 0.3

The test equipment used for calibration are traceable to the Nation Standards as specified in this certificate. This certificate shall not be reproduced except in full, without the prior written approval of this laboratory.

本證書所載校正用之測試器材均可溯源至國際標準。局部複印本證書需先獲本實驗室書面批准。

Certificate of Calibration

校正證書

Certificate No. : C134307
證書編號**ITEM TESTED / 送檢項目** (Job No. / 序引編號 : IC13-1709)

Description / 儀器名稱 : Sound Level Calibrator
Manufacturer / 製造商 : Rion
Model No. / 型號 : NC-73
Serial No. / 編號 : 10997142
Supplied By / 委託者 : Envirotech Services Co.
Shop 6, G/F., Casio Mansion, 209 Shaukeiwan Road,
Hong Kong

TEST CONDITIONS / 測試條件

Temperature / 溫度 : (23 ± 2)°C
Line Voltage / 電壓 : ---
Relative Humidity / 相對濕度 : (55 ± 20)%

TEST SPECIFICATIONS / 測試規範


Calibration check

DATE OF TEST / 測試日期 : 12 July 2013**TEST RESULTS / 測試結果**

The results apply to the particular unit-under-test only.
All results are within manufacturer's specification.
The results are detailed in the subsequent page(s).

The test equipment used for calibration are traceable to National Standards via :

- The Government of The Hong Kong Special Administrative Region Standard & Calibration Laboratory
- Rohde & Schwarz Laboratory, Germany
- Fluke Everett Service Center, USA
- Agilent Technologies, USA

Tested By
測試
K C LeeCertified By
核證
K M WuDate of Issue
簽發日期

15 July 2013

The test equipment used for calibration are traceable to the Nation Standards as specified in this certificate. This certificate shall not be reproduced except in full, without the prior written approval of this laboratory.

本證書所載校正用之測試器材均可溯源至國際標準。局部複印本證書需先獲本實驗所書面批准。

Certificate of Calibration

校正證書

Certificate No. : C134307
證書編號

- The unit-under-test (UUT) was allowed to stabilize in the laboratory for over 12 hours before the commencement of the test.
- The results presented are the mean of 3 measurements at each calibration point.
- Test equipment :

Equipment ID	Description	Certificate No.
CL130	Universal Counter	C133632
CL281	Multifunction Acoustic Calibrator	DC130171
TST150A	Measuring Amplifier	C120886

- Test procedure : MA100N.
- Results :

5.1 Sound Level Accuracy

UUT Nominal Value	Measured Value (dB)	Mfr's Spec. (dB)	Uncertainty of Measured Value (dB)
94 dB, 1 kHz	93.7	± 0.5	± 0.2

5.2 Frequency Accuracy

UUT Nominal Value (kHz)	Measured Value (kHz)	Mfr's Spec.	Uncertainty of Measured Value (Hz)
1	0.988	1 kHz ± 2 %	± 1

Remark : The uncertainties are for a confidence probability of not less than 95 %.

Note :

The values given in this Certificate only relate to the values measured at the time of the test and any uncertainties quoted will not include allowance for the equipment long term drift, variations with environment changes, vibration and shock during transportation, overloading, mis-handling, or the capability of any other laboratory to repeat the measurement. Sun Creation Engineering Limited shall not be liable for any loss or damage resulting from the use of the equipment.



Performance Check of Turbidity Meter

Equipment Ref. No. : ET/0505/010 Manufacturer : HACH
Model No. : 2100Q Serial No. : 11110 C 014260
Date of Calibration : 07/01/2014 Due Date : 06/04/2014

Theoretical Value of Turbidity Standard (NTU)	Measured Value (NTU)	Difference % *
20	19.2	-4.08
100	104	3.92
800	793	-0.88

(*) Difference = (Measured Value – Theoretical Value) / Theoretical Value

Acceptance Criteria

Difference : -5 % to 5 %

The turbidity meter complies * / ~~does not comply~~ * with the specified requirements and is deemed acceptable * / ~~unacceptable~~ * for use. Measurements are traceable to national standards.

Prepared by : 

Checked by : 

Certificate of Calibration 校正證書

Certificate No. : C133573
證書編號

6.3 Frequency Weighting

6.3.1 A-Weighting

UUT Setting				Applied Value		UUT Reading (dB)	IEC 61672 Class 1 Spec. (dB)
Range (dB)	Mode	Frequency Weighting	Time Weighting	Level (dB)	Freq.		
30 - 120	L _A	A	Fast	94.00	63 Hz	67.3	-26.2 ± 1.5
					125 Hz	77.3	-16.1 ± 1.5
					250 Hz	84.9	-8.6 ± 1.4
					500 Hz	90.3	-3.2 ± 1.4
					1 kHz	93.6	Ref.
					2 kHz	94.9	+1.2 ± 1.6
					4 kHz	94.8	+1.0 ± 1.6
					8 kHz	92.6	-1.1 (+2.1 ; -3.1)
					12.5 kHz	89.7	-4.3 (+3.0 ; -6.0)

6.3.2 C-Weighting

UUT Setting				Applied Value		UUT Reading (dB)	IEC 61672 Class 1 Spec. (dB)
Range (dB)	Mode	Frequency Weighting	Time Weighting	Level (dB)	Freq.		
30 - 120	L _C	C	Fast	94.00	63 Hz	92.7	-0.8 ± 1.5
					125 Hz	93.4	-0.2 ± 1.5
					250 Hz	93.6	0.0 ± 1.4
					500 Hz	93.7	0.0 ± 1.4
					1 kHz	93.7	Ref.
					2 kHz	93.5	-0.2 ± 1.6
					4 kHz	93.0	-0.8 ± 1.6
					8 kHz	90.7	-3.0 (+2.1 ; -3.1)
					12.5 kHz	87.9	-6.2 (+3.0 ; -6.0)

Remarks : - UUT Microphone Model No. : UC-53A & S/N : 307154

- Mfr's Spec. : IEC 61672 Class 1

- Uncertainties of Applied Value : 94 dB : 63 Hz - 125 Hz : ± 0.35 dB
 250 Hz - 500 Hz : ± 0.30 dB
 1 kHz : ± 0.20 dB
 2 kHz - 4 kHz : ± 0.35 dB
 8 kHz : ± 0.45 dB
 12.5 kHz : ± 0.70 dB
 104 dB : 1 kHz : ± 0.10 dB (Ref. 94 dB)
 114 dB : 1 kHz : ± 0.10 dB (Ref. 94 dB)

- The uncertainties are for a confidence probability of not less than 95 %.

Note :

The values given in this Certificate only relate to the values measured at the time of the test and any uncertainties quoted will not include allowance for the equipment long term drift, variations with environment changes, vibration and shock during transportation, overloading, mis-handling, or the capability of any other laboratory to repeat the measurement. Sun Creation Engineering Limited shall not be liable for any loss or damage resulting from the use of the equipment.

The test equipment used for calibration are traceable to the Nation Standards as specified in this certificate. This certificate shall not be reproduced except in full, without the prior written approval of this laboratory.

本證書所載校正用之測試器材均可溯源至國際標準。局部複印本證書需先獲本實驗所書面批准。



Internal Calibration Report of Dissolved Oxygen Meter

Equipment Ref. No. : <u>ET/EW/008/005</u>	Manufacturer : <u>YSI</u>
Model No. : <u>Pro 2030</u>	Serial No. : <u>12A 100353</u>
Date of Calibration : <u>29/01/2014</u>	Calibration Due Date : <u>28/04/2014</u>

Temperature Verification

Ref. No. of Reference Thermometer : ET/0521/008

Ref. No. of Water Bath : ---

	Temperature (°C)			
	Reference Thermometer reading	Measured	Corrected	
		20.2		19.8
DO Meter reading	Measured	19.7	Difference	0.1

Standardization of sodium thiosulphate ($Na_2S_2O_3$) solution

Reagent No. of $Na_2S_2O_3$ titrant	CPE/012/4.5/001/8	Reagent No. of 0.025N $K_2Cr_2O_7$	CPE/012/4.4/001/24
		Trial 1	Trial 2
Initial Vol. of $Na_2S_2O_3$ (ml)		0.00	10.50
Final Vol. of $Na_2S_2O_3$ (ml)		10.50	20.95
Vol. of $Na_2S_2O_3$ used (ml)		10.50	10.45
Normality of $Na_2S_2O_3$ solution (N)		0.02381	0.02392
Average Normality (N) of $Na_2S_2O_3$ solution (N)		0.02387	
Acceptance criteria, Deviation		Less than $\pm 0.001N$	

Calculation: Normality of $Na_2S_2O_3$, $N = 0.25 / ml Na_2S_2O_3$ used

Linearity Checking

Determination of dissolved oxygen content by Winkler Titration *

Purging Time (min)	2		5		10	
	1	2	1	2	1	2
Trial						
Initial Vol. of $Na_2S_2O_3$ (ml)	0.00	11.90	23.50	0.00	8.20	13.20
Final Vol. of $Na_2S_2O_3$ (ml)	11.90	23.50	31.90	8.20	13.20	17.90
Vol. (V) of $Na_2S_2O_3$ used (ml)	11.90	11.60	8.40	8.20	5.00	4.70
Dissolved Oxygen (DO), mg/L	7.63	7.43	5.38	5.25	3.20	3.01
Acceptance criteria, Deviation	Less than + 0.3mg/L		Less than + 0.3mg/L		Less than + 0.3mg/L	

Calculation: $DO (mg/L) = V \times N \times 8000/298$

Purging time, min	DO meter reading, mg/L			Winkler Titration result *, mg/L			Difference (%) of DO Content
	1	2	Average	1	2	Average	
2	7.65	7.41	7.53	7.63	7.43	7.53	0.00
5	5.38	5.21	5.30	5.38	5.25	5.32	0.38
10	3.22	3.09	3.16	3.20	3.01	3.11	1.59
Linear regression coefficient				0.9998			



Internal Calibration Report of Dissolved Oxygen Meter

Zero Point Checking

DO meter reading, mg/L	0.00
------------------------	------

Salinity Checking

Reagent No. of NaCl (10ppt)	CPE/012/4.7/002/15	Reagent No. of NaCl (30ppt)	CPE/012/4.8/002/15
-----------------------------	--------------------	-----------------------------	--------------------

Determination of dissolved oxygen content by Winkler Titration **

Salinity (ppt)	10		30	
	1	2	1	2
Trial				
Initial Vol. of Na ₂ S ₂ O ₃ (ml)	0.00	12.30	24.40	35.80
Final Vol. of Na ₂ S ₂ O ₃ (ml)	12.30	24.40	35.80	47.00
Vol. (V) of Na ₂ S ₂ O ₃ used (ml)	12.30	12.10	11.40	11.20
Dissolved Oxygen (DO), mg/L	7.88	7.75	7.31	7.18
Acceptance criteria, Deviation	Less than + 0.3mg/L		Less than + 0.3mg/L	

Calculation: DO (mg/L) = V x N x 8000/298

Salinity (ppt)	DO meter reading, mg/L			Winkler Titration result**, mg/L			Difference (%) of DO Content
	1	2	Average	1	2	Average	
10	7.88	7.65	7.77	7.88	7.75	7.82	0.64
30	7.23	7.14	7.19	7.31	7.18	7.25	0.83

Acceptance Criteria

- (1) Differenc between temperature readings from temperature sensor of DO probe and reference thermometer : < 0.5 °C
- (2) Linear regression coefficient : >0.99
- (3) Zero checking: 0.0mg/L
- (4) Difference (%) of DO content from the meter reading and by winkler titration : within ± 5%

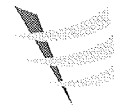
The equipment complies # / does not comply # with the specified requirements and is deemed acceptable # / unacceptable # for use.

Delete as appropriate

Calibrated by

:

Approved by :



Performance Check of Salinity Meter

Equipment Ref. No. : ET/EW/008/005 Manufacturer : YSI
Model No. : Pro 2030 Serial No. : 12A 100353
Date of Calibration : 29/01/2014 Due Date : 28/04/2014

Ref. No. of Salinity Standard used (30ppt)

S/001/5


Salinity Standard (ppt)	Measured Salinity (ppt)	Difference %
30.0	30.9	3.00

Acceptance Criteria

Difference : <10 %

The salinity meter complies * / ~~does not comply~~ * with the specified requirements and is deemed acceptable * / ~~unacceptable~~ * for use. Measurements are traceable to national standards.

Checked by : 

Approved by : 



Internal Calibration & Performance Check of pH Meter

Equipment Ref. No. : ET/EW/007/003 Manufacturer : HANNA
 Model No. : HI 8314 Serial No. : 674469
 Date of Calibration : 10/02/2014 Calibration Due Date : 09/03/2014

Liquid Junction Error

Primary Standard Solution Used : Phosphate Ref No. of Primary Solution: 003/5.2/001/17
 Temperature of Solution : 20.0 $\Delta\text{pH}_{1/2} = \underline{+0.08}$
 pH value of diluted buffer : 6.80 pH (S) = 6.881
 $\Delta\text{pH} = \text{pH(S)} - \text{pH of diluted buffer} = \underline{0.081}$ (Observed Deviation)
 Liquid Junction Error (ΔpH_j) = $\Delta\text{pH} - \Delta\text{pH}_{1/2} = \underline{0.001}$

Shift on Stirring

pH of buffer solution (with stirring), $\text{pH}_s = \underline{6.87}$
 Shift on stirring, $\Delta\text{pH}_s = \text{pH}_s - \text{pH(S)} - \Delta\text{pH}_j = \underline{-0.012}$

Noise

Noise, $\Delta\text{pH}_n = \text{difference between max and min reading} : \underline{0.00}$

Verification of ATC

Ref. No. of reference thermometer used: ET/0521/008
 Temperature record from the reference thermometer (T_R): 20.0 °C
 Temperature record from the ATC (T_{ATC}): 19.9 °C
 Temperature Difference, $|T_R - T_{ATC}|$: 0.1 °C


Acceptance Criteria

Performance Characteristic	Acceptable Range
Liquid Junction Error ΔpH_j	≤ 0.05
Shift on Stirring ΔpH_s	≤ 0.02
Noise ΔpH_n	≤ 0.02
Verification of ATC Temperature Difference	$\leq 0.5^\circ\text{C}$

The pH meter complies * / does not comply * with the specified requirements and is deemed acceptable * / unacceptable * for use. Measurements are traceable to national standards.

* Delete as appropriate

Calibrated by : 

Checked by : 



Internal Calibration & Performance Check of pH Meter

Equipment Ref. No. : ET/EW/007/003 Manufacturer : HANNA
 Model No. : HI 8314 Serial No. : 674469
 Date of Calibration : 10/03/2014 Calibration Due Date : 09/04/2014

Liquid Junction Error

Primary Standard Solution Used : Phosphate Ref No. of Primary Solution: 003/5.2/001/17
 Temperature of Solution : 20.0 $\Delta\text{pH}_{1/2} = \underline{+0.08}$
 pH value of diluted buffer : 6.79 pH (S) = 6.881
 $\Delta\text{pH} = \text{pH(S)} - \text{pH of diluted buffer} = \underline{0.091}$ (Observed Deviation)
 Liquid Junction Error (ΔpH_j) = $\Delta\text{pH} - \Delta\text{pH}_{1/2} = \underline{0.011}$

Shift on Stirring

pH of buffer solution (with stirring), $\text{pH}_s = \underline{6.90}$
 Shift on stirring, $\Delta\text{pH}_s = \text{pH}_s - \text{pH(S)} - \Delta\text{pH}_j = \underline{0.008}$

Noise

Noise, $\Delta\text{pH}_n =$ difference between max and min reading : 0.00

Verification of ATC

Ref. No. of reference thermometer used: ET/0521/008 °C
 Temperature record from the reference thermometer (T_R): 20.0 °C
 Temperature record from the ATC (T_{ATC}): 19.9 °C
 Temperature Difference, $|T_R - T_{ATC}|$: 0.1 °C

Acceptance Criteria

Performance Characteristic		Acceptable Range
Liquid Junction Error	ΔpH_j	≤ 0.05
Shift on Stirring	ΔpH_s	≤ 0.02
Noise	ΔpH_n	≤ 0.02
Verification of ATC	Temperature Difference	$\leq 0.5^\circ\text{C}$

The pH meter complies * / does not comply * with the specified requirements and is deemed acceptable * / unacceptable * for use. Measurements are traceable to national standards.

* Delete as appropriate

Calibrated by :  Checked by : 