

Appendix G

Impact Air Quality
Monitoring Results and
Graphical Presentation

1-hour TSP Monitoring Results at Air Quality Monitoring Station ASR8A

Project	Works	Date(yyyy-mm-dd)	Station	Time (hh:mm, 24hour)	Parameter	Results (ug/m3)	Action Level (ug/m3)	Limit Level (ug/m3)
TMCLKL	HY/2012/07	2016-11-01	ASR8A	8:10	1-hr TSP	77	394	500
TMCLKL	HY/2012/07	2016-11-01	ASR8A	9:12	1-hr TSP	69		
TMCLKL	HY/2012/07	2016-11-01	ASR8A	10:14	1-hr TSP	54		
TMCLKL	HY/2012/07	2016-11-07	ASR8A	8:00	1-hr TSP	54		
TMCLKL	HY/2012/07	2016-11-07	ASR8A	9:02	1-hr TSP	56		
TMCLKL	HY/2012/07	2016-11-07	ASR8A	10:04	1-hr TSP	56		
TMCLKL	HY/2012/07	2016-11-10	ASR8A	8:20	1-hr TSP	51	394	500
TMCLKL	HY/2012/07	2016-11-10	ASR8A	9:22	1-hr TSP	58		
TMCLKL	HY/2012/07	2016-11-10	ASR8A	10:24	1-hr TSP	53		
TMCLKL	HY/2012/07	2016-11-16	ASR8A	8:41	1-hr TSP	62		
TMCLKL	HY/2012/07	2016-11-16	ASR8A	9:43	1-hr TSP	43		
TMCLKL	HY/2012/07	2016-11-16	ASR8A	10:45	1-hr TSP	46		
TMCLKL	HY/2012/07	2016-11-22	ASR8A	8:44	1-hr TSP	89		
TMCLKL	HY/2012/07	2016-11-22	ASR8A	9:46	1-hr TSP	89		
TMCLKL	HY/2012/07	2016-11-22	ASR8A	10:48	1-hr TSP	75		
TMCLKL	HY/2012/07	2016-11-28	ASR8A	8:36	1-hr TSP	53		
TMCLKL	HY/2012/07	2016-11-28	ASR8A	9:38	1-hr TSP	65		
TMCLKL	HY/2012/07	2016-11-28	ASR8A	10:40	1-hr TSP	91		
					Average	64		
					Min.	43		
					Max.	91		

1-hour TSP Monitoring Results at Air Quality Monitoring Station ASR9

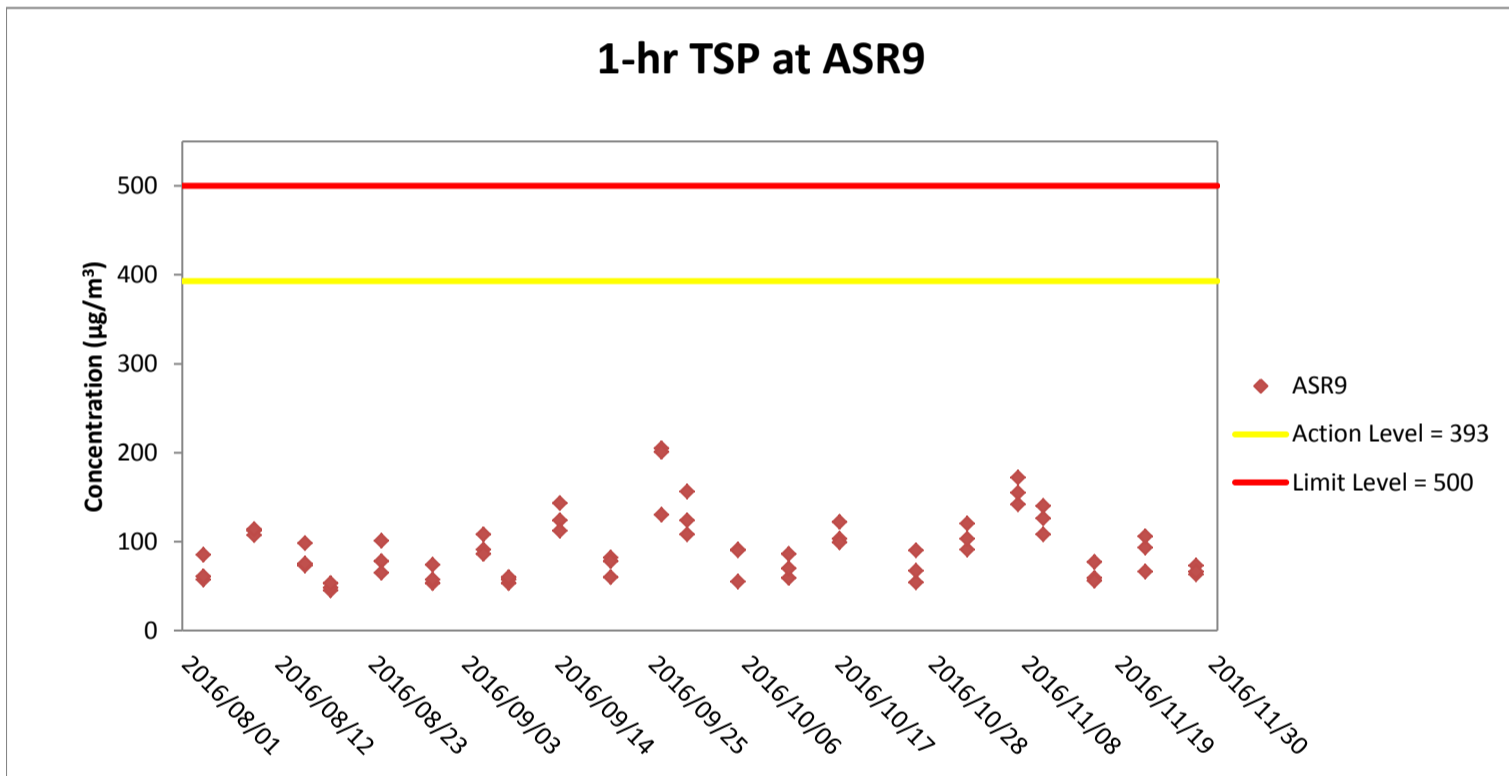
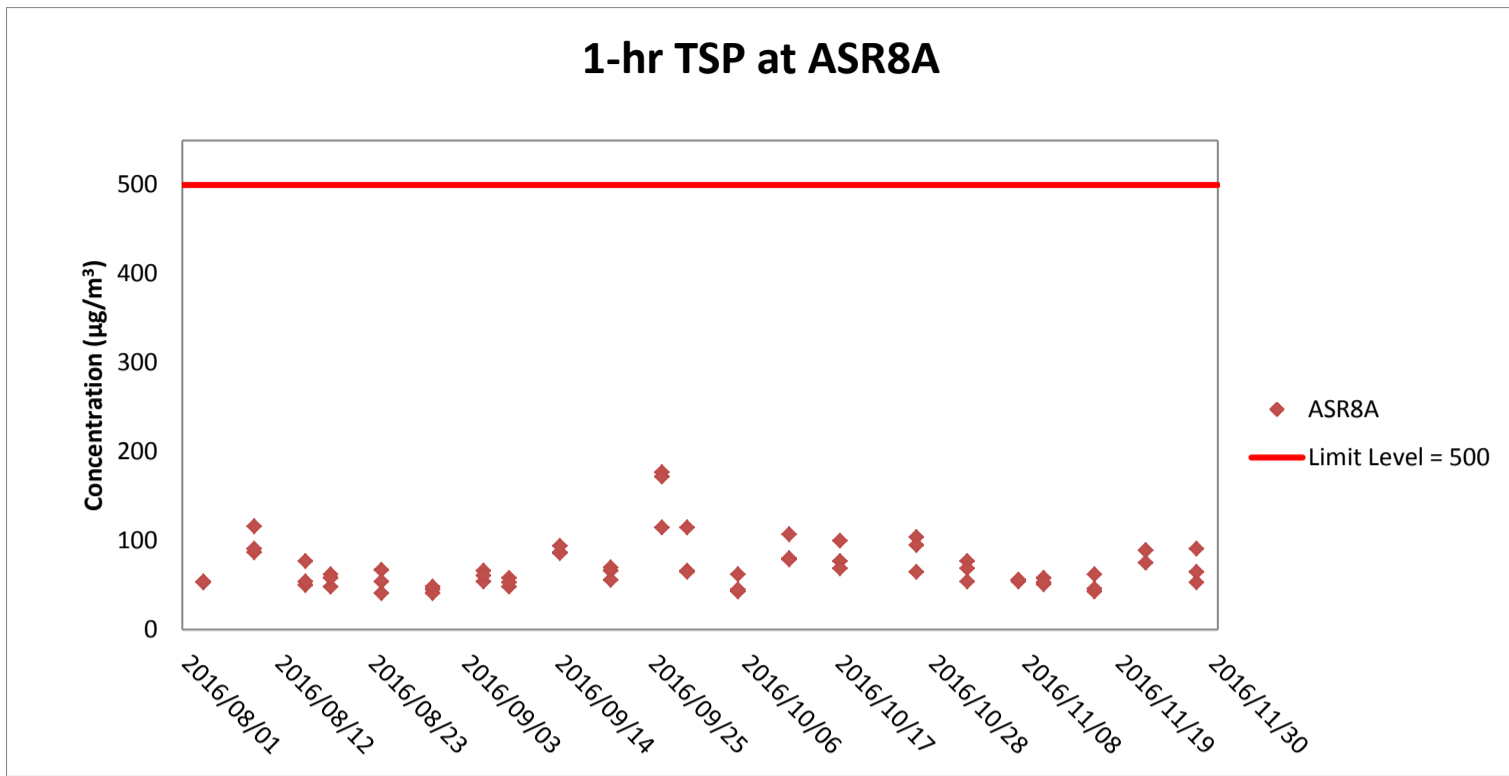
Project	Works	Date(yyyy-mm-dd)	Station	Time (hh:mm, 24hour)	Parameter	Results (ug/m3)	Action Level (ug/m3)	Limit Level (ug/m3)
TMCLKL	HY/2012/07	2016-11-01	ASR9	8:20	1-hr TSP	91	393	500
TMCLKL	HY/2012/07	2016-11-01	ASR9	9:22	1-hr TSP	120		
TMCLKL	HY/2012/07	2016-11-01	ASR9	10:24	1-hr TSP	103		
TMCLKL	HY/2012/07	2016-11-07	ASR9	8:10	1-hr TSP	172		
TMCLKL	HY/2012/07	2016-11-07	ASR9	9:12	1-hr TSP	142		
TMCLKL	HY/2012/07	2016-11-07	ASR9	10:14	1-hr TSP	155		
TMCLKL	HY/2012/07	2016-11-10	ASR9	8:31	1-hr TSP	108	393	500
TMCLKL	HY/2012/07	2016-11-10	ASR9	9:33	1-hr TSP	140		
TMCLKL	HY/2012/07	2016-11-10	ASR9	10:35	1-hr TSP	126		
TMCLKL	HY/2012/07	2016-11-16	ASR9	8:51	1-hr TSP	59		
TMCLKL	HY/2012/07	2016-11-16	ASR9	9:53	1-hr TSP	77		
TMCLKL	HY/2012/07	2016-11-16	ASR9	10:55	1-hr TSP	56		
TMCLKL	HY/2012/07	2016-11-22	ASR9	8:55	1-hr TSP	93		
TMCLKL	HY/2012/07	2016-11-22	ASR9	9:57	1-hr TSP	66		
TMCLKL	HY/2012/07	2016-11-22	ASR9	10:59	1-hr TSP	106		
TMCLKL	HY/2012/07	2016-11-28	ASR9	9:48	1-hr TSP	63		
TMCLKL	HY/2012/07	2016-11-28	ASR9	10:50	1-hr TSP	73		
TMCLKL	HY/2012/07	2016-11-28	ASR9	11:52	1-hr TSP	66		
					Average	101		
					Min.	56		
					Max.	172		

24-hour TSP Monitoring Results at Air Quality Monitoring Station ASR8A

Project	Works	Date(yyyy-mm-dd)	Station	Time (hh:mm, 24hour)	Parameter	Results (ug/m3)	Action Level (ug/m3)	Limit Level (ug/m3)
TMCLKL	HY/2012/07	2016-11-01	ASR8A	11:16	24-hr TSP	60	178	260
TMCLKL	HY/2012/07	2016-11-07	ASR8A	11:06	24-hr TSP	47	178	260
TMCLKL	HY/2012/07	2016-11-10	ASR8A	11:26	24-hr TSP	45		
TMCLKL	HY/2012/07	2016-11-16	ASR8A	11:47	24-hr TSP	49		
TMCLKL	HY/2012/07	2016-11-22	ASR8A	11:50	24-hr TSP	54		
TMCLKL	HY/2012/07	2016-11-28	ASR8A	11:42	24-hr TSP	49		
						Average		
						Min.	45	
						Max.	60	

24-hour TSP Monitoring Results at Air Quality Monitoring Station ASR9

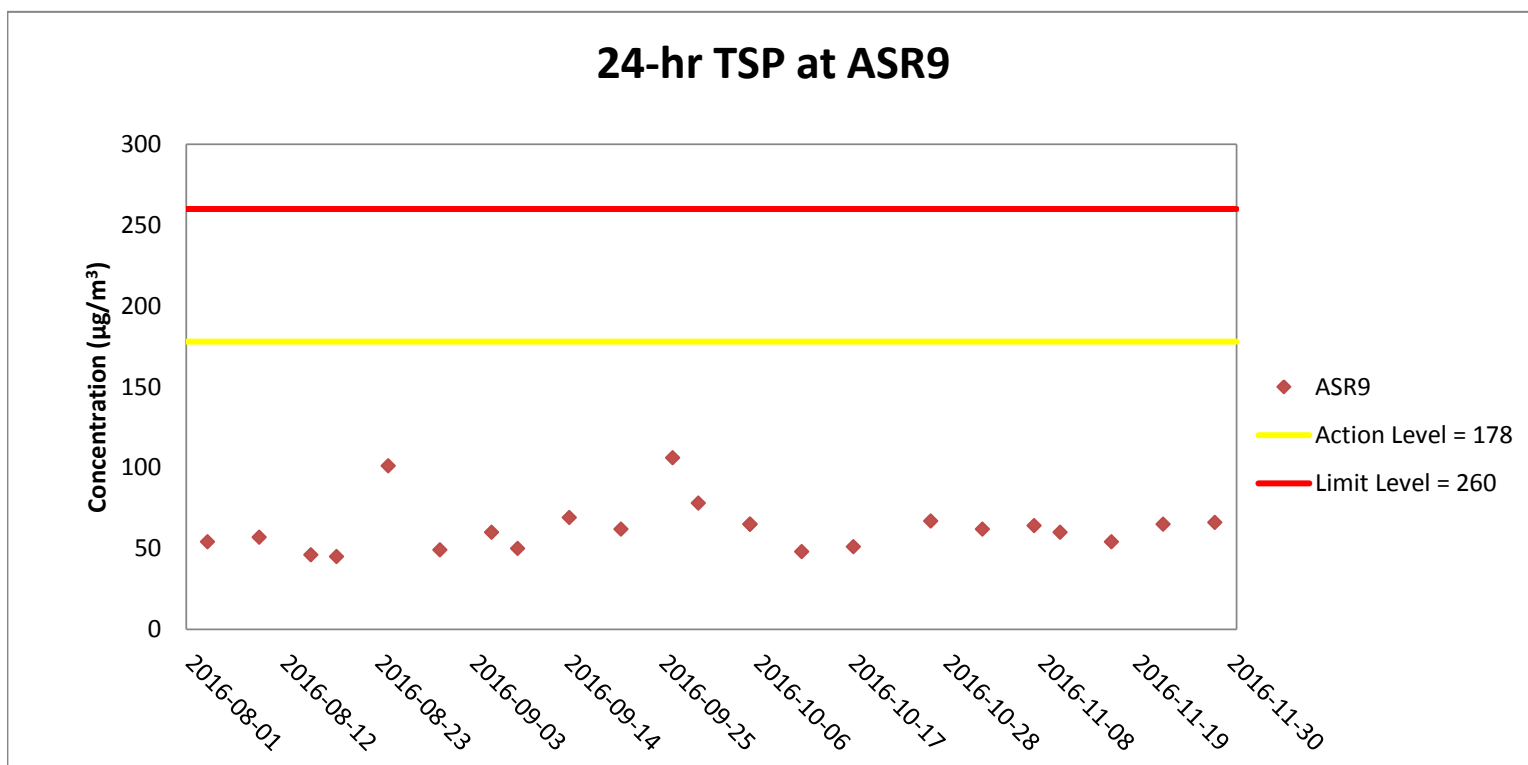
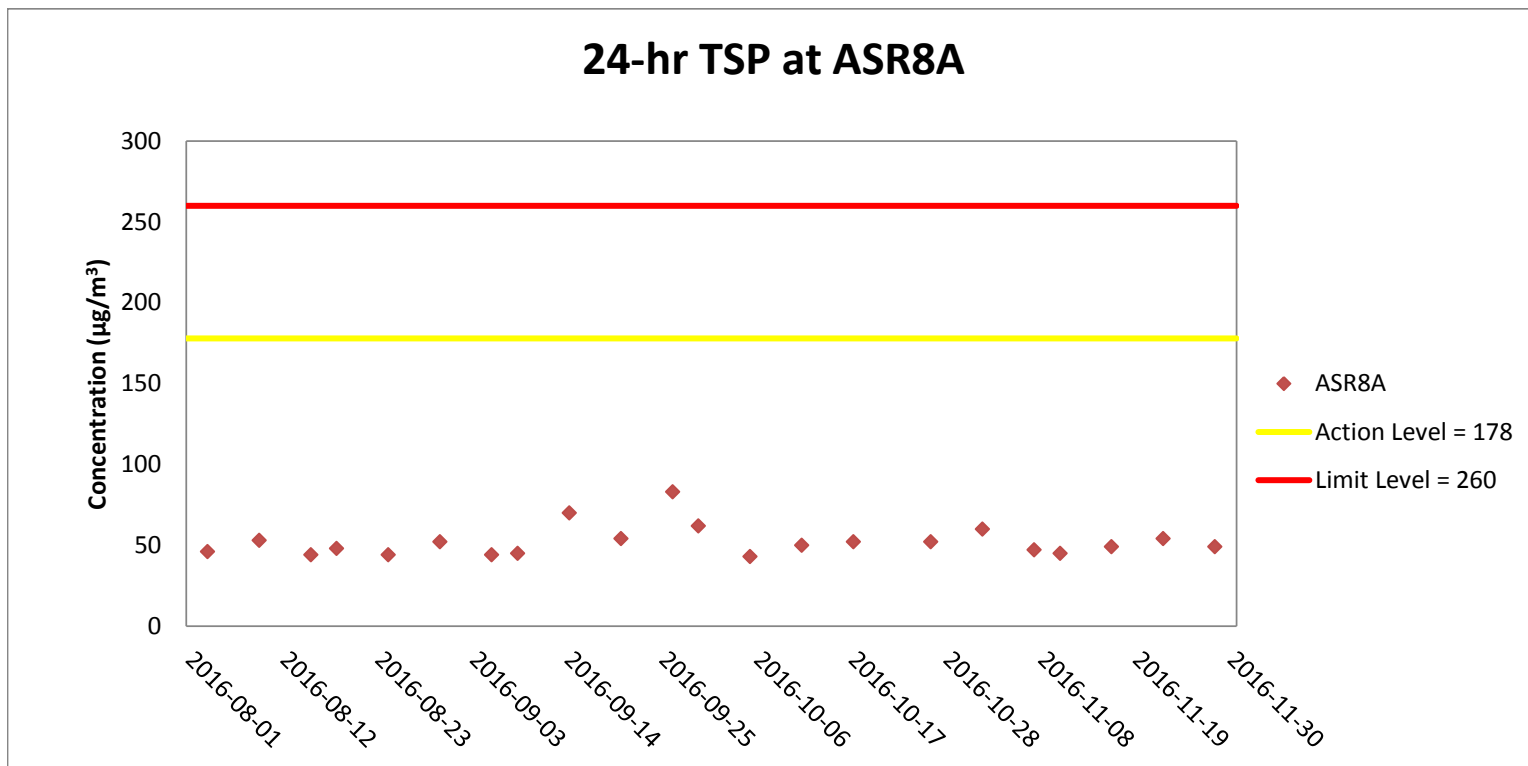
Project	Works	Date(yyyy-mm-dd)	Station	Time (hh:mm, 24hour)	Parameter	Results (ug/m3)	Action Level (ug/m3)	Limit Level (ug/m3)
TMCLKL	HY/2012/07	2016-11-01	ASR9	11:26	24-hr TSP	62	178	260
TMCLKL	HY/2012/07	2016-11-07	ASR9	11:16	24-hr TSP	64	178	260
TMCLKL	HY/2012/07	2016-11-10	ASR9	11:37	24-hr TSP	60		
TMCLKL	HY/2012/07	2016-11-16	ASR9	11:57	24-hr TSP	54		
TMCLKL	HY/2012/07	2016-11-22	ASR9	12:01	24-hr TSP	65		
TMCLKL	HY/2012/07	2016-11-28	ASR9	11:52	24-hr TSP	66		
						Average		
						Min.	54	
						Max.	66	



Weather condition within the reporting period varied between sunny to rainy.

Major construction works undertaken within the reporting period include Pier construction; Re-alignment of Cheung Tung Road; Road works along North Lantau Highway;; Installation of pier head and deck segments; and Slope work of Viaducts A, B & C.

Marine works within the reporting period include Construction and installation of pile caps; Uninstallation of marine piling platform; Pier construction; Launching gantry operation; and Installation of deck segment and pier head segment.



Weather condition within the reporting period varied between sunny to rainy.

Major construction works undertaken within the reporting period include Pier construction; Re-alignment of Cheung Tung Road; Road works along North Lantau Highway; Installation of pier head and deck segments; and Slope work of Viaducts A, B & C.

Marine works within the reporting period include Construction and installation of pile caps; Uninstallation of marine piling platform; Pier construction; Launching gantry operation; and Installation of deck segment and pier head segment.