

High-Volume TSP Sampler  
5-Point Calibration Record

Location : ASR8(A)  
 Calibrated by : P.F. Yeung  
 Date : 28/07/2017

Sampler

Model : TE-5170  
 Serial Number : S/N 3956

Calibration Orifice and Standard Calibration Relationship

Serial Number : 2454  
 Service Date : 20 Mar 2017  
 Slope (m) : 2.08464  
 Intercept (b) : -0.03684  
 Correlation Coefficient(r) : 0.99994

Standard Condition

Pstd (hpa) : 1013  
 Tstd (K) : 298.18

Calibration Condition

Pa (hpa) : 1013  
 Ta(K) : 302

Resistance Plate		dH [green liquid] (inch water)	Z	X=Qstd (cubic meter/min)	IC (chart)	Y (corrected)
1	18 holes	11.2	3.324	1.612	53	52.65
2	13 holes	9.0	2.980	1.447	47	46.69
3	10 holes	6.2	2.473	1.204	40	39.73
4	7 holes	4.2	2.036	0.994	34	33.77
5	5 holes	2.5	1.571	0.771	27	26.82

Notes:  $Z = \sqrt{dH(Pa/Pstd)(Tstd/Ta)}$ ,  $X = Z/m - b$ ,  $Y(\text{Corrected Flow}) = IC * \{\sqrt{Pa/Pstd}(Tstd/Ta)\}$

Sampler Calibration Relationship (Linear Regression)

Slope(m): 30.184      Intercept(b): 3.536      Correlation Coefficient(r): 0.9993

Checked by: Magnum Fan

Date: 03/08/2017

High-Volume TSP Sampler  
5-Point Calibration Record

Location : ASR9  
 Calibrated by : P.F. Yeung  
 Date : 28/07/2017

Sampler

Model : TE-5170  
 Serial Number : S/N 3958

Calibration Orifice and Standard Calibration Relationship

Serial Number : 2454  
 Service Date : 20 Mar 2017  
 Slope (m) : 2.08464  
 Intercept (b) : -0.03684  
 Correlation Coefficient(r) : 0.99994

Standard Condition

Pstd (hpa) : 1013  
 Tstd (K) : 298.18

Calibration Condition

Pa (hpa) : 1013  
 Ta(K) : 302

Resistance Plate		dH [green liquid] (inch water)	Z	X=Qstd (cubic meter/min)	IC (chart)	Y (corrected)
1	18 holes	11.0	3.295	1.598	54	53.64
2	13 holes	8.8	2.947	1.431	49	48.67
3	10 holes	6.6	2.552	1.242	42	41.72
4	7 holes	4.4	2.084	1.017	35	34.77
5	5 holes	2.2	1.473	0.724	24	23.84

Notes:  $Z = \sqrt{dH(Pa/Pstd)(Tstd/Ta)}$ ,  $X = Z/m - b$ ,  $Y(\text{Corrected Flow}) = IC * \{\sqrt{Pa/Pstd}(Tstd/Ta)\}$

Sampler Calibration Relationship (Linear Regression)

Slope(m): 34.112      Intercept(b): -0.493      Correlation Coefficient(r): 0.9993

Checked by: Magnum Fan

Date: 03/08/2017



TISCH ENVIRONMENTAL, INC.  
 145 SOUTH MIAMI AVE  
 VILLAGE OF CLEVELS, OH  
 45002  
 513.467.9000  
 877.263.7610 TOLL FREE  
 513.467.9009 FAX

ORIFICE TRANSFER STANDARD CERTIFICATION WORKSHEET TE-5025A

Date - Mar 20, 2017 Rootsmeter S/N 0438320 Ta (K) - 293  
 Operator Tisch Orifice I.D. - 2454 Pa (mm) - 759.46

PLATE OR Run #	VOLUME START (m3)	VOLUME STOP (m3)	DIFF VOLUME (m3)	DIFF TIME (min)	METER	ORFICE
					DIFF Hg (mm)	DIFF H2O (in.)
1	NA	NA	1.00	1.4390	3.2	2.00
2	NA	NA	1.00	1.0240	6.4	4.00
3	NA	NA	1.00	0.9170	7.9	5.00
4	NA	NA	1.00	0.8730	8.8	5.50
5	NA	NA	1.00	0.7200	12.8	8.00

DATA TABULATION

Vstd	(x axis) Qstd	(y axis)	Va	(x axis) Qa	(y axis)
1.0120	0.7033	1.4257	0.9958	0.6920	0.8784
1.0078	0.9842	2.0163	0.9916	0.9683	1.2423
1.0057	1.0967	2.2543	0.9895	1.0791	1.3889
1.0045	1.1507	2.3643	0.9884	1.1322	1.4567
0.9992	1.3878	2.8514	0.9831	1.3654	1.7568
Qstd slope (m) = 2.08464			Qa slope (m) = 1.30537		
intercept (b) = -0.03684			intercept (b) = -0.02270		
coefficient (r) = 0.99994			coefficient (r) = 0.99994		
y axis = SQRT[H2O(Pa/760) (298/Ta)]			y axis = SQRT[H2O(Ta/Pa)]		


CALCULATIONS

Vstd = Diff. Vol [(Pa-Diff. Hg)/760] (298/Ta)  
 Qstd = Vstd/Time

Va = Diff Vol [(Pa-Diff Hg)/Pa]  
 Qa = Va/Time

For subsequent flow rate calculations:

Qstd = 1/m{ [SQRT(H2O(Pa/760) (298/Ta))] - b}  
 Qa = 1/m{ [SQRT H2O(Ta/Pa)] - b}



# Certificate of Calibration 校正證書

Certificate No. : C171447  
證書編號

**ITEM TESTED / 送檢項目** ( Job No. / 序引編號 : IC17-0633 )      Date of Receipt / 收件日期 : 16 March 2017  
Description / 儀器名稱 : Sound Level Calibrator  
Manufacturer / 製造商 : Rion  
Model No. / 型號 : NC-73  
Serial No. / 編號 : 10486660  
Supplied By / 委託者 : Envirotech Services Co.  
Room 113, 1/F, My Loft, 9 Hoi Wing Road, Tuen Mun,  
New Territories, Hong Kong

**TEST CONDITIONS / 測試條件**  
Temperature / 溫度 : (23 ± 2)°C      Relative Humidity / 相對濕度 : (55 ± 20)%  
Line Voltage / 電壓 : ---

**TEST SPECIFICATIONS / 測試規範**  
Calibration check

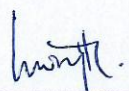
**DATE OF TEST / 測試日期** : 17 March 2017


## TEST RESULTS / 測試結果

The results apply to the particular unit-under-test only.  
The results do not exceed manufacturer's specification.  
The results are detailed in the subsequent page(s).

The test equipment used for calibration are traceable to National Standards via :

- The Government of The Hong Kong Special Administrative Region Standard & Calibration Laboratory
- Agilent Technologies / Keysight Technologies
- Rohde & Schwarz Laboratory, Germany
- Fluke Everett Service Center, USA

Tested By :   
測試  
H T Wong  
Technical Officer

Certified By :   
核證  
K C Lee  
Project Engineer

Date of Issue : 23 March 2017  
簽發日期

The test equipment used for calibration are traceable to the Nation Standards as specified in this certificate. This certificate shall not be reproduced except in full, without the prior written approval of this laboratory.

本證書所載校正用之測試器材均可溯源至國際標準。局部複印本證書需先獲本實驗室書面批准。



輝創工程有限公司

Sun Creation Engineering Limited

Calibration and Testing Laboratory

# Certificate of Calibration 校正證書

Certificate No. : C171447

證書編號

- The unit-under-test (UUT) was allowed to stabilize in the laboratory for over 12 hours before the commencement of the test.
- The results presented are the mean of 3 measurements at each calibration point.
- Test equipment :

Equipment ID	Description	Certificate No.
CL130	Universal Counter	C163709
CL281	Multifunction Acoustic Calibrator	PA160023
TST150A	Measuring Amplifier	C161175

- Test procedure : MA100N.

- Results :

### 5.1 Sound Level Accuracy

UUT Nominal Value	Measured Value (dB)	Mfr's Spec. (dB)	Uncertainty of Measured Value (dB)
94 dB, 1 kHz	93.6	± 0.5	± 0.2

### 5.2 Frequency Accuracy

UUT Nominal Value (kHz)	Measured Value (kHz)	Mfr's Spec.	Uncertainty of Measured Value (Hz)
1	0.987	1 kHz ± 2 %	± 1

Remark : The uncertainties are for a confidence probability of not less than 95 %.

Note :

Only the original copy or the laboratory's certified true copy is valid.

The values given in this Certificate only relate to the values measured at the time of the test and any uncertainties quoted will not include allowance for the equipment long term drift, variations with environment changes, vibration and shock during transportation, overloading, mis-handling, or the capability of any other laboratory to repeat the measurement. Sun Creation Engineering Limited shall not be liable for any loss or damage resulting from the use of the equipment.

The test equipment used for calibration are traceable to the Nation Standards as specified in this certificate. This certificate shall not be reproduced except in full, without the prior written approval of this laboratory.

本證書所載校正用之測試器材均可溯源至國際標準。局部複印本證書需先獲本實驗室書面批准。

Sun Creation Engineering Limited – Calibration & Testing Laboratory

c/o 4/F, Tsing Shan Wan Exchange Building, 1 Hing On Lane, Tuen Mun, New Territories, Hong Kong

輝創工程有限公司 – 校正及檢測實驗室


c/o 香港新界屯門興安里一號青山灣機樓四樓

Tel/電話: 2927 2606

Fax/傳真: 2744 8986

E-mail/電郵: callab@suncreation.com

Website/網址: www.suncreation.com



輝創工程有限公司

Sun Creation Engineering Limited

Calibration and Testing Laboratory

# Certificate of Calibration

## 校正證書

Certificate No. : C171100  
證書編號

ITEM TESTED / 送檢項目 (Job No. / 序引編號 : IC17-0482) Date of Receipt / 收件日期 : 28 February 2017

Description / 儀器名稱 : Sound Level Meter

Manufacturer / 製造商 : Rion

Model No. / 型號 : NL-52

Serial No. / 編號 : 01010406

Supplied By / 委託者 : Envirotech Services Co.  
Room 113, 1/F, My Loft, 9 Hoi Wing Road, Tuen Mun,  
New Territories, Hong Kong

### TEST CONDITIONS / 測試條件

Temperature / 溫度 :  $(23 \pm 2)^{\circ}\text{C}$

Relative Humidity / 相對濕度 :  $(55 \pm 20)\%$

Line Voltage / 電壓 : ---

### TEST SPECIFICATIONS / 測試規範

Calibration

DATE OF TEST / 測試日期 : 2 March 2017

### TEST RESULTS / 測試結果

The results apply to the particular unit-under-test only.


The results do not exceed manufacturer's specification. (after adjustment)

The results are detailed in the subsequent page(s).


The test equipment used for calibration are traceable to National Standards via :

- The Government of The Hong Kong Special Administrative Region Standard & Calibration Laboratory
- Agilent Technologies / Keysight Technologies
- Rohde & Schwarz Laboratory, Germany
- Fluke Everett Service Center, USA

Tested By  
測試

  
H T Wong  
Technical Officer

Certified By  
核證

  
K C Lee  
Project Engineer

Date of Issue  
簽發日期

3 March 2017

The test equipment used for calibration are traceable to the Nation Standards as specified in this certificate. This certificate shall not be reproduced except in full, without the prior written approval of this laboratory.

本證書所載校正用之測試器材均可溯源至國際標準。局部複印本證書需先獲本實驗室書面批准。

Sun Creation Engineering Limited - Calibration & Testing Laboratory

c/o 4/F, Tsing Shan Wan Exchange Building, 1 Hing On Lane, Tuen Mun, New Territories, Hong Kong

輝創工程有限公司 - 校正及檢測實驗室

c/o 香港新界屯門興安里一號青山灣機樓四樓

Tel/電話: 2927 2606

Fax/傳真: 2744 8986

E-mail/電郵: callab@suncreation.com

Website/網址: www.suncreation.com

Page 1 of 4

# Certificate of Calibration

## 校正證書

Certificate No. : C171100

證書編號

1. The unit-under-test (UUT) was allowed to stabilize in the laboratory for over 12 hours, and switched on to warm up for over 10 minutes before the commencement of the test.
2. Self-calibration using the internal standard (After Adjustment) was performed before the test 6.1.1.2 to 6.3.2.
3. The results presented are the mean of 3 measurements at each calibration point.
4. Test equipment :

Equipment ID	Description	Certificate No.
CL280	40 MHz Arbitrary Waveform Generator	C170048
CL281	Multifunction Acoustic Calibrator	PA160023

5. Test procedure : MA101N.

6. Results :

### 6.1 Sound Pressure Level

#### 6.1.1 Reference Sound Pressure Level

##### 6.1.1.1 Before Adjustment

UUT Setting				Applied Value		UUT Reading (dB)	IEC 61672 Class 1 Spec. (dB)
Range (dB)	Function	Frequency Weighting	Time Weighting	Level (dB)	Freq. (kHz)		
30 - 130	L <sub>A</sub>	A	Fast	94.00	1	* 96.4	± 1.1

\* Out of IEC 61672 Class 1 Spec.

##### 6.1.1.2 After Adjustment

UUT Setting				Applied Value		UUT Reading (dB)	IEC 61672 Class 1 Spec. (dB)
Range (dB)	Function	Frequency Weighting	Time Weighting	Level (dB)	Freq. (kHz)		
30 - 130	L <sub>A</sub>	A	Fast	94.00	1	94.0	± 1.1

### 6.1.2 Linearity

UUT Setting				Applied Value		UUT Reading (dB)
Range (dB)	Function	Frequency Weighting	Time Weighting	Level (dB)	Freq. (kHz)	
30 - 130	L <sub>A</sub>	A	Fast	94.00	1	94.0 (Ref.)
				104.00		104.0
				114.00		114.0

IEC 61672 Class 1 Spec. : ± 0.6 dB per 10 dB step and ± 1.1 dB for overall different.

The test equipment used for calibration are traceable to the Nation Standards as specified in this certificate. This certificate shall not be reproduced except in full, without the prior written approval of this laboratory.

本證書所載校正用之測試器材均可溯源至國際標準。局部複印本證書需先獲本實驗室書面批准。

# Certificate of Calibration

## 校正證書

Certificate No. : C171100

證書編號

### 6.2 Time Weighting

UUT Setting				Applied Value		UUT Reading (dB)	IEC 61672 Class 1 Spec. (dB)
Range (dB)	Function	Frequency Weighting	Time Weighting	Level (dB)	Freq. (kHz)		
30 - 130	L <sub>A</sub>	A	Fast	94.00	1	94.0	Ref.
			Slow			94.0	± 0.3

### 6.3 Frequency Weighting

#### 6.3.1 A-Weighting

UUT Setting				Applied Value		UUT Reading (dB)	IEC 61672 Class 1 Spec. (dB)
Range (dB)	Function	Frequency Weighting	Time Weighting	Level (dB)	Freq.		
30 - 130	L <sub>A</sub>	A	Fast	94.00	63 Hz	67.7	-26.2 ± 1.5
					125 Hz	77.8	-16.1 ± 1.5
					250 Hz	85.3	-8.6 ± 1.4
					500 Hz	90.7	-3.2 ± 1.4
					1 kHz	94.0	Ref.
					2 kHz	95.2	+1.2 ± 1.6
					4 kHz	95.0	+1.0 ± 1.6
					8 kHz	92.9	-1.1 (+2.1 ; -3.1)
					12.5 kHz	89.5	-4.3 (+3.0 ; -6.0)

#### 6.3.2 C-Weighting

UUT Setting				Applied Value		UUT Reading (dB)	IEC 61672 Class 1 Spec. (dB)
Range (dB)	Function	Frequency Weighting	Time Weighting	Level (dB)	Freq.		
30 - 130	L <sub>C</sub>	C	Fast	94.00	63 Hz	93.1	-0.8 ± 1.5
					125 Hz	93.8	-0.2 ± 1.5
					250 Hz	94.0	0.0 ± 1.4
					500 Hz	94.0	0.0 ± 1.4
					1 kHz	94.0	Ref.
					2 kHz	93.8	-0.2 ± 1.6
					4 kHz	93.2	-0.8 ± 1.6
					8 kHz	91.0	-3.0 (+2.1 ; -3.1)
					12.5 kHz	87.6	-6.2 (+3.0 ; -6.0)

The test equipment used for calibration are traceable to the Nation Standards as specified in this certificate. This certificate shall not be reproduced except in full, without the prior written approval of this laboratory.

本證書所載校正用之測試器材均可溯源至國際標準。局部複印本證書需先獲本實驗室書面批准。



# Certificate of Calibration

## 校正證書

Certificate No. : C171100

證書編號

Remarks : - UUT Microphone Model No. : UC-59 & S/N : 04870

- Mfr's Spec. : IEC 61672 Class 1

- Uncertainties of Applied Value :

94 dB	: 63 Hz - 125 Hz	: ± 0.35 dB
	250 Hz - 500 Hz	: ± 0.30 dB
	1 kHz	: ± 0.20 dB
	2 kHz - 4 kHz	: ± 0.35 dB
	8 kHz	: ± 0.45 dB
	12.5 kHz	: ± 0.70 dB
104 dB	: 1 kHz	: ± 0.10 dB (Ref. 94 dB)
114 dB	: 1 kHz	: ± 0.10 dB (Ref. 94 dB)

- The uncertainties are for a confidence probability of not less than 95 %.

Note :

Only the original copy or the laboratory's certified true copy is valid.

The values given in this Certificate only relate to the values measured at the time of the test and any uncertainties quoted will not include allowance for the equipment long term drift, variations with environment changes, vibration and shock during transportation, overloading, mis-handling, or the capability of any other laboratory to repeat the measurement. Sun Creation Engineering Limited shall not be liable for any loss or damage resulting from the use of the equipment.

The test equipment used for calibration are traceable to the Nation Standards as specified in this certificate. This certificate shall not be reproduced except in full, without the prior written approval of this laboratory.

本證書所載校正用之測試器材均可溯源至國際標準。局部複印本證書需先獲本實驗所書面批准。



專業化驗有限公司

QUALITY PRO TEST-CONSULT LIMITED

Unit 10, 14/F, Wah Wai Centre, 38-40 Au Pui Wan St., Fotan, Hong Kong

Email: info@qualityprotest.com; Website: www.qualityprotest.com

Tel: (852) 3956 8717; Fax: (852) 3956 3928

## CALIBRATION REPORT

Report No. : AG060187  
Date of Issue : June 27, 2017  
Page No. : 1 of 2

### PART A – CUSTOMER INFORMATION

Enovative Environmental Service Ltd.  
Rm 811, Hin Pui House,  
Hin Keng Estate, Tai Wai  
New Territories, Hong Kong  
Attn: Mr. Thomas WONG

### PART B – DESCRIPTION

Name of Equipment : YSI ProDSS (Multi-Parameters)  
Manufacturer : YSI (a xylem brand)  
Serial Number : 15M101244  
Date of Received : Jun 16, 2017  
Date of Calibration : Jun 16, 2017  
Date of Next Calibration<sup>(a)</sup> : Sep 16, 2017

### PART C – REFERENCE METHODS/ DOCUMENTS FOR THE CALIBRATION

<u>Parameter</u>	<u>Reference Method</u>
pH at 25°C	APHA 21e 4500-H <sup>+</sup> B
Dissolved Oxygen	APHA 21e 4500-O G
Conductivity at 25°C	APHA 21e 2510 B
Salinity	APHA 21e 2520 B
Turbidity	APHA 21e 2130 B
Temperature	Section 6 of international Accreditation New Zealand Technical Guide no. 3 Second edition March 2008: Working Thermometer Calibration Procedure.

### PART D – CALIBRATION RESULTS<sup>(b,c)</sup>

#### (1) pH at 25°C

Target (pH unit)	Displayed Reading <sup>(d)</sup> (pH Unit)	Tolerance <sup>(e)</sup> (pH Unit)	Results
4.00	4.06	+0.06	Satisfactory
7.42	7.49	+0.07	Satisfactory
10.01	10.07	+0.06	Satisfactory


Tolerance of pH should be less than  $\pm 0.10$  (pH unit)

~ CONTINUED ON NEXT PAGE ~

#### Remark(s): -

- <sup>(a)</sup> The "Date of Next Calibration" is recommended according to best practice principals as practiced by QPT or quoted from relevant international standards.  
<sup>(b)</sup> The results relate only to the calibrated equipment as received  
<sup>(c)</sup> The performance of the equipment stated in this report is checked with independent reference material and results compared against a calibrated secondary source.  
<sup>(d)</sup> "Displayed Reading" denotes the figure shown on item under calibration/ checking regardless of equipment precision or significant figures.  
<sup>(e)</sup> The "Tolerance Limit" mentioned is the acceptance criteria applicable for similar equipment used by QPT or quoted from relevant international standards.

APPROVED SIGNATORY :

  
\_\_\_\_\_  
CHAN Mei-wah Amy  
Assistant Lab. Manager



專業化驗有限公司

QUALITY PRO TEST-CONSULT LIMITED

Unit 10, 14/F, Wah Wai Centre, 38-40 Au Pui Wan St., Fotan, Hong Kong

Email: info@qualityprotest.com; Website: www.qualityprotest.com

Tel: (852) 3956 8717; Fax: (852) 3956 3928

## CALIBRATION REPORT

Report No. : AG060187  
Date of Issue : June 27, 2017  
Page No. : 2 of 2

### PART D – CALIBRATION RESULTS (Cont'd)

#### (2) Temperature

Reading of Ref. thermometer (°C)	Displayed Reading (°C)	Tolerance (°C)	Results
16.1	16.2	+0.1	Satisfactory
23.0	22.6	-0.4	Satisfactory
37.0	36.5	-0.5	Satisfactory

Tolerance limit of temperature should be less than  $\pm 2.0$  (°C)

#### (3) Dissolved Oxygen

Expected Reading (mg/L)	Displayed Reading (mg/L)	Tolerance (mg/L)	Results
8.16	8.13	-0.03	Satisfactory
3.54	3.58	+0.04	Satisfactory
0.45	0.41	-0.04	Satisfactory

Tolerance limit of dissolved oxygen should be less than  $\pm 0.20$  (mg/L)

#### (4) Conductivity at 25°C

Expected Reading ( $\mu\text{S}/\text{cm}$ )	Displayed Reading ( $\mu\text{S}/\text{cm}$ )	Tolerance (%)	Results
146.9	146.1	-0.54	Satisfactory
1412	1451	+2.8	Satisfactory
12890	12740	-1.16	Satisfactory
58670	57408	-2.15	Satisfactory
111900	110248	-1.50	Satisfactory

Tolerance limit of conductivity should be less than  $\pm 10.0$  (%)

#### (5) Salinity

Expected Reading (g/L)	Displayed Reading (g/L)	Tolerance (%)	Results
10	9.96	-0.4	Satisfactory
20	20.17	+0.9	Satisfactory
30	29.97	-0.1	Satisfactory

Tolerance limit of salinity should be less than  $\pm 10.0$  (%)

#### (6) Turbidity

Expected Reading (NTU)	Displayed Reading <sup>(d)</sup> (NTU)	Tolerance <sup>(e)</sup> (%)	Results
0	0	--	Satisfactory
4	3.8	-5.0	Satisfactory
20	21.9	+9.5	Satisfactory
100	98.4	-1.6	Satisfactory
800	818	+2.3	Satisfactory

Tolerance limit of turbidity should be less than  $\pm 10.0$  (%)

~ END OF REPORT ~

**Remark(s): -**

<sup>(d)</sup> "Displayed Reading" presents the figures shown on item under calibration/ checking regardless of equipment precision or significant figures.

<sup>(e)</sup> The "Tolerance Limit" mentioned is the acceptance criteria applicable for similar equipment used by Quality Pro Test-Consult Ltd. or quoted from relevant international standards.



專業化驗有限公司

QUALITY PRO TEST-CONSULT LIMITED

Unit 10, 14/F, Wah Wai Centre, 38-40 Au Pui Wan St., Fotan, Hong Kong

Email: info@qualityprotest.com; Website: www.qualityprotest.com

Tel: (852) 3956 8717; Fax: (852) 3956 3928

## CALIBRATION REPORT

Report No. : AG060184  
Date of Issue : June 27, 2017  
Page No. : 1 of 2

### PART A – CUSTOMER INFORMATION

Enovative Environmental Service Ltd.  
Rm 811, Hin Pui House,  
Hin Keng Estate, Tai Wai  
New Territories, Hong Kong  
Attn: Mr. Thomas WONG

### PART B – DESCRIPTION

Name of Equipment : YSI ProDSS (Multi-Parameters)  
Manufacturer : YSI (a xylem brand)  
Serial Number : 16J101716  
Date of Received : Jun 16, 2017  
Date of Calibration : Jun 16, 2017  
Date of Next Calibration<sup>(a)</sup> : Sep 16, 2017

### PART C – REFERENCE METHODS/ DOCUMENTS FOR THE CALIBRATION

Parameter	Reference Method
pH at 25°C	APHA 21e 4500-H <sup>+</sup> B
Dissolved Oxygen	APHA 21e 4500-O G
Conductivity at 25°C	APHA 21e 2510 B
Salinity	APHA 21e 2520 B
Turbidity	APHA 21e 2130 B
Temperature	Section 6 of international Accreditation New Zealand Technical Guide no. 3 Second edition March 2008: Working Thermometer Calibration Procedure.

### PART D – CALIBRATION RESULTS<sup>(b,c)</sup>

#### (1) pH at 25°C

Target (pH unit)	Displayed Reading <sup>(d)</sup> (pH Unit)	Tolerance <sup>(e)</sup> (pH Unit)	Results
4.00	3.94	-0.06	Satisfactory
7.42	7.39	-0.03	Satisfactory
10.01	10.07	+0.06	Satisfactory

Tolerance of pH should be less than ±0.10 (pH unit)

#### (2) Temperature

Reading of Ref. thermometer (°C)	Displayed Reading (°C)	Tolerance (°C)	Results
16.1	15.9	-0.2	Satisfactory
23.0	22.6	-0.4	Satisfactory
37.0	36.3	-0.7	Satisfactory


Tolerance limit of temperature should be less than ±2.0 (°C)

~ CONTINUED ON NEXT PAGE ~

#### Remark(s):-

- <sup>(a)</sup> The "Date of Next Calibration" is recommended according to best practice principals as practiced by QPT or quoted form relevant international standards.
- <sup>(b)</sup> The results relate only to the calibrated equipment as received
- <sup>(c)</sup> The performance of the equipment stated in this report is checked with independent reference material and results compared against a calibrated secondary source.
- <sup>(d)</sup> "Displayed Reading" denotes the figure shown on item under calibration/ checking regardless of equipment precision or significant figures.
- <sup>(e)</sup> The "Tolerance Limit" mentioned is the acceptance criteria applicable for similar equipment used by QPT or quoted form relevant international standards.

APPROVED SIGNATORY :

  
CHAN Mei-wah Amy  
Assistant Lab. Manager



專業化驗有限公司

QUALITY PRO TEST-CONSULT LIMITED

Unit 10, 14/F, Wah Wai Centre, 38-40 Au Pui Wan St., Fotan, Hong Kong

Email: info@qualityprotest.com; Website: www.qualityprotest.com

Tel: (852) 3956 8717; Fax: (852) 3956 3928

## CALIBRATION REPORT

Report No. : AG060184  
Date of Issue : June 27, 2017  
Page No. : 2 of 2

### PART D – CALIBRATION RESULTS (Cont'd)

#### (3) Dissolved Oxygen

Expected Reading (mg/L)	Displayed Reading (mg/L)	Tolerance (mg/L)	Results
0.45	0.39	-0.06	Satisfactory
3.54	3.50	-0.04	Satisfactory
8.16	8.19	+0.03	Satisfactory

Tolerance limit of dissolved oxygen should be less than  $\pm 0.20$  (mg/L)

#### (4) Conductivity at 25°C

Expected Reading ( $\mu\text{S/cm}$ )	Displayed Reading ( $\mu\text{S/cm}$ )	Tolerance (%)	Results
146.9	151.8	+3.3	Satisfactory
1412	1430	+1.3	Satisfactory
12890	12545	-2.7	Satisfactory
58670	56934	-3.0	Satisfactory
111900	109362	-2.3	Satisfactory

Tolerance limit of conductivity should be less than  $\pm 10.0$  (%)

#### (5) Salinity

Expected Reading (g/L)	Displayed Reading (g/L)	Tolerance (%)	Results
10	9.91	-0.9	Satisfactory
20	20.12	+0.6	Satisfactory
30	30.18	+0.6	Satisfactory

Tolerance limit of salinity should be less than  $\pm 10.0$  (%)

#### (6) Turbidity

Expected Reading (NTU)	Displayed Reading <sup>(1)</sup> (NTU)	Tolerance <sup>(2)</sup> (%)	Results
0	0	--	Satisfactory
4	4.1	+2.5	Satisfactory
20	19.8	-1.0	Satisfactory
100	107	+7.0	Satisfactory
800	782	-2.3	Satisfactory

Tolerance limit of turbidity should be less than  $\pm 10.0$  (%)

~ END OF REPORT ~

Remark(s): -

<sup>(1)</sup> "Displayed Reading" presents the figures shown on item under calibration/ checking regardless of equipment precision or significant figures.

<sup>(2)</sup> The "Tolerance Limit" mentioned is the acceptance criteria applicable for similar equipment used by Quality Pro Test-Consult Ltd. or quoted from relevant international standards.



專業化驗有限公司

QUALITY PRO TEST-CONSULT LIMITED

Unit 10, 14/F, Wah Wai Centre, 38-40 Au Pui Wan St., Fotan, Hong Kong

Email: info@qualityprotest.com; Website: www.qualityprotest.com

Tel: (852) 3956 8717; Fax: (852) 3956 3928

## CALIBRATION REPORT

Report No. : AG060183  
Date of Issue : June 27, 2017  
Page No. : 1 of 2

### PART A – CUSTOMER INFORMATION

Enovative Environmental Service Ltd.  
Rm 811, Hin Pui House,  
Hin Keng Estate, Tai Wai  
New Territories, Hong Kong  
Attn: Mr. Thomas WONG

### PART B – DESCRIPTION

Name of Equipment : YSI ProDSS (Multi-Parameters)  
Manufacturer : YSI (a xylem brand)  
Serial Number : 17E102521  
Date of Received : Jun 16, 2017  
Date of Calibration : Jun 16, 2017  
Date of Next Calibration<sup>(a)</sup> : Sep 16, 2017

### PART C – REFERENCE METHODS/ DOCUMENTS FOR THE CALIBRATION

Parameter	Reference Method
pH at 25°C	APHA 21e 4500-H <sup>+</sup> B
Dissolved Oxygen	APHA 21e 4500-O G
Conductivity at 25°C	APHA 21e 2510 B
Salinity	APHA 21e 2520 B
Turbidity	APHA 21e 2130 B
Temperature	Section 6 of international Accreditation New Zealand Technical Guide no. 3 Second edition March 2008: Working Thermometer Calibration Procedure.

### PART D – CALIBRATION RESULTS<sup>(b,c)</sup>

#### (1) pH at 25°C

Target (pH unit)	Displayed Reading <sup>(d)</sup> (pH Unit)	Tolerance <sup>(e)</sup> (pH Unit)	Results
4.00	4.04	+0.04	Satisfactory
7.42	7.46	+0.04	Satisfactory
10.01	10.04	+0.03	Satisfactory

Tolerance of pH should be less than  $\pm 0.10$  (pH unit)

#### (2) Temperature

Reading of Ref. thermometer (°C)	Displayed Reading (°C)	Tolerance (°C)	Results
16.1	16.1	0.0	Satisfactory
23.0	22.6	-0.6	Satisfactory
37.0	36.5	-0.5	Satisfactory


Tolerance limit of temperature should be less than  $\pm 2.0$  (°C)

~ CONTINUED ON NEXT PAGE ~

#### Remark(s): -

- <sup>(a)</sup> The "Date of Next Calibration" is recommended according to best practice principals as practiced by QPT or quoted from relevant international standards.
- <sup>(b)</sup> The results relate only to the calibrated equipment as received
- <sup>(c)</sup> The performance of the equipment stated in this report is checked with independent reference material and results compared against a calibrated secondary source.
- <sup>(d)</sup> "Displayed Reading" denotes the figure shown on item under calibration/ checking regardless of equipment precision or significant figures.
- <sup>(e)</sup> The "Tolerance Limit" mentioned is the acceptance criteria applicable for similar equipment used by QPT or quoted from relevant international standards.

APPROVED SIGNATORY :

  
CHAN Mei-wah Amy  
Assistant Lab. Manager



專業化驗有限公司

QUALITY PRO TEST-CONSULT LIMITED

Unit 10, 14/F, Wah Wai Centre, 38-40 Au Pui Wan St., Fotan, Hong Kong

Email: info@qualityprotest.com; Website: www.qualityprotest.com

Tel: (852) 3956 8717; Fax: (852) 3956 3928

## CALIBRATION REPORT

Report No. : AG060183  
Date of Issue : June 27, 2017  
Page No. : 2 of 2

### PART D – CALIBRATION RESULTS (Cont'd)

#### (3) Dissolved Oxygen

Expected Reading (mg/L)	Displayed Reading (mg/L)	Tolerance (mg/L)	Results
0.45	0.39	-0.06	Satisfactory
3.54	3.59	+0.05	Satisfactory
8.16	8.20	+0.04	Satisfactory

Tolerance limit of dissolved oxygen should be less than  $\pm 0.20$  (mg/L)

#### (4) Conductivity at 25°C

Expected Reading ( $\mu\text{S}/\text{cm}$ )	Displayed Reading ( $\mu\text{S}/\text{cm}$ )	Tolerance (%)	Results
146.9	154.1	+2.9	Satisfactory
1412	1397	-1.1	Satisfactory
12890	12810	-0.6	Satisfactory
58670	57937	-1.2	Satisfactory
111900	110884	-0.9	Satisfactory

Tolerance limit of conductivity should be less than  $\pm 10.0$  (%)

#### (5) Salinity

Expected Reading (g/L)	Displayed Reading (g/L)	Tolerance (%)	Results
10	9.68	-1.4	Satisfactory
20	20.51	+2.6	Satisfactory
30	30.81	+2.7	Satisfactory

Tolerance limit of salinity should be less than  $\pm 10.0$  (%)

#### (6) Turbidity

Expected Reading (NTU)	Displayed Reading <sup>(1)</sup> (NTU)	Tolerance <sup>(2)</sup> (%)	Results
0	0	--	Satisfactory
4	3.8	-5.0	Satisfactory
20	20.8	+4.0	Satisfactory
100	95.4	-4.6	Satisfactory
800	832	+4.0	Satisfactory

Tolerance limit of turbidity should be less than  $\pm 10.0$  (%)

~ END OF REPORT ~

**Remark(s): -**

<sup>(1)</sup> "Displayed Reading" presents the figures shown on item under calibration/ checking regardless of equipment precision or significant figures.

<sup>(2)</sup> The "Tolerance Limit" mentioned is the acceptance criteria applicable for similar equipment used by Quality Pro Test-Consult Ltd. or quoted from relevant international standards.



專業化驗有限公司

QUALITY PRO TEST-CONSULT LIMITED

Unit 10, 14/F, Wah Wai Centre, 38-40 Au Pui Wan St., Fotan, Hong Kong

Email: info@qualityprotest.com; Website: www.qualityprotest.com

Tel: (852) 3956 8717; Fax: (852) 3956 3928

## Report of Equipment Performance Check/Calibration

Report No. : AG060182  
Date of Issue : 22 June 2017  
Page No. : 1 of 2

### PART A – CUSTOMER INFORMATION

Enovative Environmental Service Ltd.  
Rm 811, Hin Pui House,  
Hin Keng Estate, Tai Wai  
New Territories, Hong Kong  
Attn: Mr. Thomas WONG

### PART B – DESCRIPTION

Name of Equipment : YSI 6920 V2 Sonde (Multi-Parameters)  
Manufacturer : YSI (a xylem brand)  
Serial Number : 000109DF  
Date of Received : 16 Jun, 2017  
Date of Calibration : 16 Jun, 2017  
Date of Next Calibration<sup>(a)</sup> : 16 Sep, 2017

### PART C – REFERENCE METHODS/ DOCUMENTS FOR THE CALIBRATION

Parameter	Reference Method
pH at 25°C	APHA 21e 4500-H <sup>+</sup> B
Dissolved Oxygen	APHA 21e 4500-O G
Conductivity at 25°C	APHA 21e 2510 B
Salinity	APHA 21e 2520 B
Turbidity	APHA 21e 2130 B
Temperature	Section 6 of international Accreditation New Zealand Technical Guide no. 3 Second edition March 2008: Working Thermometer Calibration Procedure.

### PART D – CALIBRATION RESULTS<sup>(b,c)</sup>

#### (1) pH at 25°C

Target (pH unit)	Displayed Reading <sup>(d)</sup> (pH Unit)	Tolerance <sup>(e)</sup> (pH Unit)	Results
4.00	4.03	+0.03	Satisfactory
7.42	7.43	+0.01	Satisfactory
10.01	10.05	+0.04	Satisfactory

Tolerance of pH should be less than ±0.10 (pH unit)

#### (2) Temperature

Reading of Ref. thermometer (°C)	Displayed Reading (°C)	Tolerance (°C)	Results
16.1	16.0	-0.1	Satisfactory
23.0	23.3	+0.3	Satisfactory
37.0	36.8	-0.2	Satisfactory


Tolerance limit of temperature should be less than ±2.0 (°C)

~ CONTINUED ON NEXT PAGE ~

#### Remark(s):-

- <sup>(a)</sup> The "Date of Next Calibration" is recommended according to best practice principals as practiced by QPT or quoted from relevant international standards.
- <sup>(b)</sup> The results relate only to the calibrated equipment as received
- <sup>(c)</sup> The performance of the equipment stated in this report is checked with independent reference material and results compared against a calibrated secondary source.
- <sup>(d)</sup> "Displayed Reading" denotes the figure shown on item under calibration/ checking regardless of equipment precision or significant figures.
- <sup>(e)</sup> The "Tolerance Limit" mentioned is the acceptance criteria applicable for similar equipment used by QPT or quoted from relevant international standards.

APPROVED SIGNATORY :

  
FUNG Yuen-ching Aries  
Laboratory Manager





## Report of Equipment Performance Check/Calibration

Report No. : AG060182  
Date of Issue : 22 June 2017  
Page No. : 2 of 2

### PART D – CALIBRATION RESULTS (Cont'd)

#### (3) Dissolved Oxygen

Expected Reading (mg/L)	Displayed Reading (mg/L)	Tolerance (mg/L)	Results
0.45	0.42	-0.03	Satisfactory
3.54	3.51	-0.03	Satisfactory
8.16	8.11	-0.05	Satisfactory

Tolerance limit of dissolved oxygen should be less than  $\pm 0.20$  (mg/L)

#### (4) Conductivity at 25°C

Expected Reading ( $\mu\text{S/cm}$ )	Displayed Reading ( $\mu\text{S/cm}$ )	Tolerance (%)	Results
146.9	144.0	-2.0	Satisfactory
1412	1338	-5.2	Satisfactory
12890	12462	-3.3	Satisfactory
58670	57332	-2.3	Satisfactory
111900	108004	-3.5	Satisfactory

Tolerance limit of conductivity should be less than  $\pm 10.0$  (%)

#### (5) Salinity

Expected Reading (g/L)	Displayed Reading (g/L)	Tolerance (%)	Results
10	9.94	-0.6	Satisfactory
20	20.02	+0.1	Satisfactory
30	30.09	+0.3	Satisfactory

Tolerance limit of salinity should be less than  $\pm 10.0$  (%)

#### (6) Turbidity

Expected Reading (NTU)	Displayed Reading <sup>(f)</sup> (NTU)	Tolerance <sup>(g)</sup> (%)	Results
0	0	--	Satisfactory
4	3.8	+5.0	Satisfactory
20	21.2	+6.0	Satisfactory
100	95.4	+4.6	Satisfactory
800	821	+2.6	Satisfactory

Tolerance limit of turbidity should be less than  $\pm 10.0$  (%)

~ END OF REPORT ~

**Remark(s): -**

<sup>(f)</sup> "Displayed Reading" presents the figures shown on item under calibration/ checking regardless of equipment precision or significant figures.

<sup>(g)</sup> The "Tolerance Limit" mentioned is the acceptance criteria applicable for similar equipment used by Quality Pro Test-Consult Ltd. or quoted from relevant international standards.



專業化驗有限公司

QUALITY PRO TEST-CONSULT LIMITED

Unit 10, 14/F, Wah Wai Centre, 38-40 Au Pui Wan St., Fotan, Hong Kong

Email: info@qualityprotest.com; Website: www.qualityprotest.com

Tel: (852) 3956 8717; Fax: (852) 3956 3928

## Report of Equipment Performance Check/Calibration

Report No. : AG060181  
Date of Issue : 22 June 2017  
Page No. : 1 of 2

### PART A – CUSTOMER INFORMATION

Enovative Environmental Service Ltd.  
Rm 811, Hin Pui House,  
Hin Keng Estate, Tai Wai  
New Territories, Hong Kong  
Attn: Mr. Thomas WONG

### PART B – DESCRIPTION

Name of Equipment : YSI 6920 V2 Sonde (Multi-Parameters)  
Manufacturer : YSI (a xylem brand)  
Serial Number : 00019CB2  
Date of Received : 16 Jun, 2017  
Date of Calibration : 16 Jun, 2017  
Date of Next Calibration<sup>(a)</sup> : 16 Sep, 2017

### PART C – REFERENCE METHODS/ DOCUMENTS FOR THE CALIBRATION

Parameter	Reference Method
pH at 25°C	APHA 21e 4500-H <sup>+</sup> B
Dissolved Oxygen	APHA 21e 4500-O G
Conductivity at 25°C	APHA 21e 2510 B
Salinity	APHA 21e 2520 B
Turbidity	APHA 21e 2130 B
Temperature	Section 6 of international Accreditation New Zealand Technical Guide no. 3 Second edition March 2008: Working Thermometer Calibration Procedure.

### PART D – CALIBRATION RESULTS<sup>(b,c)</sup>

#### (1) pH at 25°C

Target (pH unit)	Displayed Reading <sup>(d)</sup> (pH Unit)	Tolerance <sup>(e)</sup> (pH Unit)	Results
4.00	4.06	+0.06	Satisfactory
7.42	7.35	-0.07	Satisfactory
10.01	9.98	-0.03	Satisfactory

Tolerance of pH should be less than  $\pm 0.10$  (pH unit)

~ CONTINUED ON NEXT PAGE ~

#### Remark(s): -

- <sup>(a)</sup> The "Date of Next Calibration" is recommended according to best practice principals as practiced by QPT or quoted from relevant international standards.
- <sup>(b)</sup> The results relate only to the calibrated equipment as received
- <sup>(c)</sup> The performance of the equipment stated in this report is checked with independent reference material and results compared against a calibrated secondary source.
- <sup>(d)</sup> "Displayed Reading" denotes the figure shown on item under calibration/ checking regardless of equipment precision or significant figures.
- <sup>(e)</sup> The "Tolerance Limit" mentioned is the acceptance criteria applicable for similar equipment used by QPT or quoted from relevant international standards.

APPROVED SIGNATORY :

  
FUNG Yuen-ching Aries  
Laboratory Manager



專業化驗有限公司

QUALITY PRO TEST-CONSULT LIMITED

Unit 10, 14/F, Wah Wai Centre, 38-40 Au Pui Wan St., Fotan, Hong Kong

Email: info@qualityprotest.com; Website: www.qualityprotest.com

Tel: (852) 3956 8717; Fax: (852) 3956 3928

## Report of Equipment Performance Check/Calibration

Report No. : AG060181  
Date of Issue : 22 June 2017  
Page No. : 2 of 2

### PART D – CALIBRATION RESULTS (Cont'd)

#### (2) Temperature

Reading of Ref. thermometer (°C)	Displayed Reading (°C)	Tolerance (°C)	Results
16.1	15.9	-0.2	Satisfactory
23.0	23.4	+0.4	Satisfactory
37.0	36.4	-0.6	Satisfactory

Tolerance limit of temperature should be less than  $\pm 2.0$  (°C)

#### (3) Dissolved Oxygen

Expected Reading (mg/L)	Displayed Reading (mg/L)	Tolerance (mg/L)	Results
0.45	0.49	+0.04	Satisfactory
3.54	3.48	-0.06	Satisfactory
8.16	8.12	-0.04	Satisfactory

Tolerance limit of dissolved oxygen should be less than  $\pm 0.20$  (mg/L)

#### (4) Conductivity at 25°C

Expected Reading ( $\mu\text{S}/\text{cm}$ )	Displayed Reading ( $\mu\text{S}/\text{cm}$ )	Tolerance (%)	Results
146.9	142.4	-3.1	Satisfactory
1412	1392	-1.4	Satisfactory
12890	12382	-3.9	Satisfactory
58670	57432	-2.1	Satisfactory
111900	107938	-3.5	Satisfactory

Tolerance limit of conductivity should be less than  $\pm 10.0$  (%)

#### (5) Salinity

Expected Reading (g/L)	Displayed Reading (g/L)	Tolerance (%)	Results
10	9.91	-0.9	Satisfactory
20	20.11	+0.6	Satisfactory
30	30.14	+0.5	Satisfactory

Tolerance limit of salinity should be less than  $\pm 10.0$  (%)

#### (6) Turbidity

Expected Reading (NTU)	Displayed Reading <sup>(f)</sup> (NTU)	Tolerance <sup>(g)</sup> (%)	Results
0	0	--	Satisfactory
4	4.1	+2.5	Satisfactory
20	20.9	+4.5	Satisfactory
100	103	+3.0	Satisfactory
800	824	+3.0	Satisfactory


Tolerance limit of turbidity should be less than  $\pm 10.0$  (%)

~ END OF REPORT ~

#### Remark(s): -

<sup>(f)</sup> "Displayed Reading" presents the figures shown on item under calibration/ checking regardless of equipment precision or significant figures.

<sup>(g)</sup> The "Tolerance Limit" mentioned is the acceptance criteria applicable for similar equipment used by Quality Pro Test-Consult Ltd. or quoted from relevant international standards.



# Certificate of Calibration 校正證書

Certificate No. : C165934  
證書編號

ITEM TESTED / 送檢項目 ( Job No. / 序引編號 : IC16-2438 )      Date of Receipt / 收件日期 : 26 October 2016

Description / 儀器名稱 : Anemometer  
Manufacturer / 製造商 : Lutron  
Model No. / 型號 : AM-4201  
Serial No. / 編號 : AF.27513  
Supplied By / 委託者 : Envirotech Services Co.  
Room 113, 1/F, My Loft, 9 Hoi Wing Road, Tuen Mun,  
New Territories, Hong Kong

## TEST CONDITIONS / 測試條件

Temperature / 溫度 :  $(23 \pm 2)^{\circ}\text{C}$       Relative Humidity / 相對濕度 :  $(55 \pm 20)\%$   
Line Voltage / 電壓 : ---

## TEST SPECIFICATIONS / 測試規範


Calibration check


DATE OF TEST / 測試日期 : 27 October 2016

## TEST RESULTS / 測試結果

The results apply to the particular unit-under-test only.  
The results are detailed in the subsequent page(s).

The test equipment used for calibration are traceable to National Standards via :  
- Testo Industrial Services GmbH, Germany


Tested By :   
測試 : \_\_\_\_\_  
T L Shek  
Assistant Engineer

Certified By :   
核證 : \_\_\_\_\_  
H C Chan  
Engineer

Date of Issue : 28 October 2016  
簽發日期

The test equipment used for calibration are traceable to the Nation Standards as specified in this certificate. This certificate shall not be reproduced except in full, without the prior written approval of this laboratory.

本證書所載校正用之測試器材均可溯源至國際標準。局部複印本證書需先獲本實驗所書面批准。



輝創工程有限公司

Sun Creation Engineering Limited

Calibration and Testing Laboratory

# Certificate of Calibration 校正證書

Certificate No. : C165934

證書編號

- The unit-under-test (UUT) was allowed to stabilize in the laboratory for over 12 hours before the commencement of the test.
- The results presented are the mean of 10 measurements at each calibration point.
- Test equipment :

<u>Equipment ID</u>	<u>Description</u>	<u>Certificate No.</u>
CL386	Multi-function Measuring Instrument	S12109

- Test procedure : MA130N.
- Results :

### Air Velocity

Applied Value (m/s)	UUT Reading (m/s)	Measured Correction		
		Value (m/s)	Measurement Uncertainty	
			Expanded Uncertainty (m/s)	Coverage Factor
2.0	1.8	+0.2	0.2	2.0
4.0	3.8	+0.2	0.2	2.0
6.0	5.8	+0.2	0.3	2.0
8.1	8.0	+0.1	0.3	2.0
10.0	10.0	0.0	0.4	2.0

Remarks : - The Measured Corrections are defined as :  
Value = Applied Value - UUT Reading

- The expanded uncertainties are for a level of confidence of 95 %.

### Note :

Only the original copy or the laboratory's certified true copy is valid.

The values given in this Certificate only relate to the values measured at the time of the test and any uncertainties quoted will not include allowance for the equipment long term drift, variations with environment changes, vibration and shock during transportation, overloading, mis-handling, or the capability of any other laboratory to repeat the measurement. Sun Creation Engineering Limited shall not be liable for any loss or damage resulting from the use of the equipment.

The test equipment used for calibration are traceable to the Nation Standards as specified in this certificate. This certificate shall not be reproduced except in full, without the prior written approval of this laboratory.

本證書所載校正用之測試器材均可溯源至國際標準。局部複印本證書需先獲本實驗室書面批准。

Sun Creation Engineering Limited – Calibration & Testing Laboratory

c/o 4/F, Tsing Shan Wan Exchange Building, 1 Hing On Lane, Tuen Mun, New Territories, Hong Kong

輝創工程有限公司 – 校正及檢測實驗室

c/o 香港新界屯門興安里一號青山灣機樓四樓

Tel/電話: 2927 2606

Fax/傳真: 2744 8986

E-mail/電郵: callab@suncreation.com

Website/網址: www.suncreation.com

**ENVIROTECH SERVICES CO.**

**Calibration Report of Wind Meter**

Date of Calibration : 18 April 2017

Brand of Test Meter: Global Water

Model: Speed Sensor: WE550 (S/N:E1337005099 )

Direction Sensor: WE570 (S/N:153500564)

Location : Pak Mong, Siu Ho Wan

Procedures :

- 1. Wind Still Test: The wind speed sensor was hold by hand until it keep still
- 2. Wind Speed Test: The wind meter was on-site calibrated against the Anemometer
- 3. Wind Direction Test : The wind meter was on-site calibrated against the marine compass at four directions

Results:

Wind Still Test

Wind Speed (m/s)
0.00

Wind Speed Test

Global Wate (m/s)	Anemometer (m/s)
1.65	1.8
1.11	1.3
0.71	0.6

Wind Direction Test

Global Wate (o)	Marine Compass (o)
271.05	270
0.05	0
90.31	90
181.07	180

Calibrated by: Ho  
Yeung Ping Fai  
(Technical Officer)

Checked by: Fat  
Ho Kam Fat  
(Senior Technical Officer)