

High-Volume TSP Sampler
5-Point Calibration Record

Location : ASR8(A)
 Calibrated by : P.F. Yeung
 Date : 28/09/2017

Sampler

Model : TE-5170
 Serial Number : S/N 3956

Calibration Orifice and Standard Calibration Relationship

Serial Number : 2454
 Service Date : 20 Mar 2017
 Slope (m) : 2.08464
 Intercept (b) : -0.03684
 Correlation Coefficient(r) : 0.99994

Standard Condition

Pstd (hpa) : 1013
 Tstd (K) : 298.18

Calibration Condition

Pa (hpa) : 1009
 Ta(K) : 305

Resistance Plate		dH [green liquid] (inch water)	Z	X=Qstd (cubic meter/min)	IC (chart)	Y (corrected)
1	18 holes	11.2	3.301	1.601	56	55.24
2	13 holes	9.2	2.992	1.453	50	49.33
3	10 holes	6.5	2.515	1.224	44	43.41
4	7 holes	4.4	2.069	1.010	36	35.51
5	5 holes	2.6	1.591	0.781	27	26.64

Notes: $Z = \sqrt{dH(Pa/Pstd)(Tstd/Ta)}$, $X = Z/m - b$, $Y(\text{Corrected Flow}) = IC * \{\sqrt{Pa/Pstd}(Tstd/Ta)\}$

Sampler Calibration Relationship (Linear Regression)

Slope(m): 34.074 Intercept(b): 0.662 Correlation Coefficient(r): 0.9976

Checked by: Magnum Fan

Date: 05/10/2017

High-Volume TSP Sampler
5-Point Calibration Record

Location : ASR9
 Calibrated by : P.F. Yeung
 Date : 28/09/2017

Sampler

Model : TE-5170
 Serial Number : S/N 3958

Calibration Orifice and Standard Calibration Relationship

Serial Number : 2454
 Service Date : 20 Mar 2017
 Slope (m) : 2.08464
 Intercept (b) : -0.03684
 Correlation Coefficient(r) : 0.99994

Standard Condition

Pstd (hpa) : 1013
 Tstd (K) : 298.18

Calibration Condition

Pa (hpa) : 1009
 Ta(K) : 305

Resistance Plate		dH [green liquid] (inch water)	Z	X=Qstd (cubic meter/min)	IC (chart)	Y (corrected)
1	18 holes	11.6	3.360	1.629	54	53.27
2	13 holes	9.2	2.992	1.453	48	47.35
3	10 holes	6.8	2.572	1.252	43	42.42
4	7 holes	4.5	2.093	1.022	35	34.53
5	5 holes	2.5	1.560	0.766	26	25.65

Notes: $Z = \sqrt{dH(Pa/Pstd)(Tstd/Ta)}$, $X = Z/m - b$, $Y(\text{Corrected Flow}) = IC * \{\sqrt{Pa/Pstd}(Tstd/Ta)\}$

Sampler Calibration Relationship (Linear Regression)

Slope(m): 31.621 Intercept(b): 1.930 Correlation Coefficient(r): 0.9984

Checked by: Magnum Fan

Date: 05/10/2017



TISCH ENVIRONMENTAL, INC.
 145 SOUTH MIAMI AVE
 VILLAGE OF CLEVELAND, OH
 45002
 513.467.9000
 877.263.7610 TOLL FREE
 513.467.9009 FAX

ORIFICE TRANSFER STANDARD CERTIFICATION WORKSHEET TE-5025A

Date - Mar 20, 2017 Rootsmeter S/N 0438320 Ta (K) - 293
 Operator Tisch Orifice I.D. - 2454 Pa (mm) - 759.46

PLATE OR Run #	VOLUME START (m3)	VOLUME STOP (m3)	DIFF VOLUME (m3)	DIFF TIME (min)	METER	ORFICE
					DIFF Hg (mm)	DIFF H2O (in.)
1	NA	NA	1.00	1.4390	3.2	2.00
2	NA	NA	1.00	1.0240	6.4	4.00
3	NA	NA	1.00	0.9170	7.9	5.00
4	NA	NA	1.00	0.8730	8.8	5.50
5	NA	NA	1.00	0.7200	12.8	8.00

DATA TABULATION

Vstd	(x axis) Qstd	(y axis)	Va	(x axis) Qa	(y axis)
1.0120	0.7033	1.4257	0.9958	0.6920	0.8784
1.0078	0.9842	2.0163	0.9916	0.9683	1.2423
1.0057	1.0967	2.2543	0.9895	1.0791	1.3889
1.0045	1.1507	2.3643	0.9884	1.1322	1.4567
0.9992	1.3878	2.8514	0.9831	1.3654	1.7568
Qstd slope (m) = 2.08464			Qa slope (m) = 1.30537		
intercept (b) = -0.03684			intercept (b) = -0.02270		
coefficient (r) = 0.99994			coefficient (r) = 0.99994		
y axis = SQRT[H2O(Pa/760) (298/Ta)]			y axis = SQRT[H2O(Ta/Pa)]		

CALCULATIONS

$$Vstd = \text{Diff. Vol} [(Pa - \text{Diff. Hg}) / 760] (298 / Ta)$$

$$Qstd = Vstd / \text{Time}$$


$$Va = \text{Diff Vol} [(Pa - \text{Diff Hg}) / Pa]$$

$$Qa = Va / \text{Time}$$

For subsequent flow rate calculations:

$$Qstd = 1/m \{ [\text{SQRT}(\text{H2O}(\text{Pa}/760) (298/\text{Ta}))] - b \}$$

$$Qa = 1/m \{ [\text{SQRT} \text{H2O}(\text{Ta}/\text{Pa})] - b \}$$



Certificate of Calibration 校正證書

Certificate No. : C171447
證書編號

ITEM TESTED / 送檢項目 (Job No. / 序引編號 : IC17-0633) Date of Receipt / 收件日期 : 16 March 2017

Description / 儀器名稱 : Sound Level Calibrator
Manufacturer / 製造商 : Rion
Model No. / 型號 : NC-73
Serial No. / 編號 : 10486660
Supplied By / 委託者 : Envirotech Services Co.
Room 113, 1/F, My Loft, 9 Hoi Wing Road, Tuen Mun,
New Territories, Hong Kong

TEST CONDITIONS / 測試條件

Temperature / 溫度 : $(23 \pm 2)^{\circ}\text{C}$ Relative Humidity / 相對濕度 : $(55 \pm 20)\%$
Line Voltage / 電壓 : ---

TEST SPECIFICATIONS / 測試規範

Calibration check

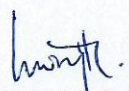
DATE OF TEST / 測試日期 : 17 March 2017


TEST RESULTS / 測試結果

The results apply to the particular unit-under-test only.
The results do not exceed manufacturer's specification.
The results are detailed in the subsequent page(s).

The test equipment used for calibration are traceable to National Standards via :

- The Government of The Hong Kong Special Administrative Region Standard & Calibration Laboratory
- Agilent Technologies / Keysight Technologies
- Rohde & Schwarz Laboratory, Germany
- Fluke Everett Service Center, USA

Tested By : 
測試 : _____
H T Wong
Technical Officer

Certified By : 
核證 : _____
K C Lee
Project Engineer

Date of Issue : 23 March 2017
簽發日期

The test equipment used for calibration are traceable to the Nation Standards as specified in this certificate. This certificate shall not be reproduced except in full, without the prior written approval of this laboratory.

本證書所載校正用之測試器材均可溯源至國際標準。局部複印本證書需先獲本實驗所書面批准。



輝創工程有限公司

Sun Creation Engineering Limited

Calibration and Testing Laboratory

Certificate of Calibration 校正證書

Certificate No. : C171447

證書編號

- The unit-under-test (UUT) was allowed to stabilize in the laboratory for over 12 hours before the commencement of the test.
- The results presented are the mean of 3 measurements at each calibration point.
- Test equipment :

Equipment ID	Description	Certificate No.
CL130	Universal Counter	C163709
CL281	Multifunction Acoustic Calibrator	PA160023
TST150A	Measuring Amplifier	C161175

- Test procedure : MA100N.

- Results :

5.1 Sound Level Accuracy

UUT Nominal Value	Measured Value (dB)	Mfr's Spec. (dB)	Uncertainty of Measured Value (dB)
94 dB, 1 kHz	93.6	± 0.5	± 0.2

5.2 Frequency Accuracy

UUT Nominal Value (kHz)	Measured Value (kHz)	Mfr's Spec.	Uncertainty of Measured Value (Hz)
1	0.987	1 kHz ± 2 %	± 1

Remark : The uncertainties are for a confidence probability of not less than 95 %.

Note :

Only the original copy or the laboratory's certified true copy is valid.

The values given in this Certificate only relate to the values measured at the time of the test and any uncertainties quoted will not include allowance for the equipment long term drift, variations with environment changes, vibration and shock during transportation, overloading, mis-handling, or the capability of any other laboratory to repeat the measurement. Sun Creation Engineering Limited shall not be liable for any loss or damage resulting from the use of the equipment.

The test equipment used for calibration are traceable to the Nation Standards as specified in this certificate. This certificate shall not be reproduced except in full, without the prior written approval of this laboratory.

本證書所載校正用之測試器材均可溯源至國際標準。局部複印本證書需先獲本實驗室書面批准。

Sun Creation Engineering Limited – Calibration & Testing Laboratory

c/o 4/F, Tsing Shan Wan Exchange Building, 1 Hing On Lane, Tuen Mun, New Territories, Hong Kong

輝創工程有限公司 – 校正及檢測實驗室


c/o 香港新界屯門興安里一號青山灣機樓四樓

Tel/電話: 2927 2606

Fax/傳真: 2744 8986

E-mail/電郵: callab@suncreation.com

Website/網址: www.suncreation.com



輝創工程有限公司

Sun Creation Engineering Limited

Calibration and Testing Laboratory

Certificate of Calibration

校正證書

Certificate No. : C171100
證書編號

ITEM TESTED / 送檢項目 (Job No. / 序引編號 : IC17-0482) Date of Receipt / 收件日期 : 28 February 2017

Description / 儀器名稱 : Sound Level Meter

Manufacturer / 製造商 : Rion

Model No. / 型號 : NL-52

Serial No. / 編號 : 01010406

Supplied By / 委託者 : Envirotech Services Co.

Room 113, 1/F, My Loft, 9 Hoi Wing Road, Tuen Mun,
New Territories, Hong Kong

TEST CONDITIONS / 測試條件

Temperature / 溫度 : $(23 \pm 2)^{\circ}\text{C}$

Relative Humidity / 相對濕度 : $(55 \pm 20)\%$

Line Voltage / 電壓 : ---

TEST SPECIFICATIONS / 測試規範

Calibration

DATE OF TEST / 測試日期 : 2 March 2017

TEST RESULTS / 測試結果

The results apply to the particular unit-under-test only.


The results do not exceed manufacturer's specification. (after adjustment)

The results are detailed in the subsequent page(s).


The test equipment used for calibration are traceable to National Standards via :

- The Government of The Hong Kong Special Administrative Region Standard & Calibration Laboratory
- Agilent Technologies / Keysight Technologies
- Rohde & Schwarz Laboratory, Germany
- Fluke Everett Service Center, USA

Tested By
測試


H T Wong
Technical Officer

Certified By
核證


K C Lee
Project Engineer

Date of Issue
簽發日期

3 March 2017

The test equipment used for calibration are traceable to the Nation Standards as specified in this certificate. This certificate shall not be reproduced except in full, without the prior written approval of this laboratory.

本證書所載校正用之測試器材均可溯源至國際標準。局部複印本證書需先獲本實驗室書面批准。

Sun Creation Engineering Limited - Calibration & Testing Laboratory

c/o 4/F, Tsing Shan Wan Exchange Building, 1 Hing On Lane, Tuen Mun, New Territories, Hong Kong

輝創工程有限公司 - 校正及檢測實驗室

c/o 香港新界屯門興安里一號青山灣機樓四樓

Tel/電話: 2927 2606

Fax/傳真: 2744 8986

E-mail/電郵: callab@suncreation.com

Website/網址: www.suncreation.com

Page 1 of 4

Certificate of Calibration

校正證書

Certificate No. : C171100

證書編號

1. The unit-under-test (UUT) was allowed to stabilize in the laboratory for over 12 hours, and switched on to warm up for over 10 minutes before the commencement of the test.
2. Self-calibration using the internal standard (After Adjustment) was performed before the test 6.1.1.2 to 6.3.2.
3. The results presented are the mean of 3 measurements at each calibration point.
4. Test equipment :

Equipment ID	Description	Certificate No.
CL280	40 MHz Arbitrary Waveform Generator	C170048
CL281	Multifunction Acoustic Calibrator	PA160023

5. Test procedure : MA101N.

6. Results :

6.1 Sound Pressure Level

6.1.1 Reference Sound Pressure Level

6.1.1.1 Before Adjustment

UUT Setting				Applied Value		UUT Reading (dB)	IEC 61672 Class 1 Spec. (dB)
Range (dB)	Function	Frequency Weighting	Time Weighting	Level (dB)	Freq. (kHz)		
30 - 130	L _A	A	Fast	94.00	1	* 96.4	± 1.1

* Out of IEC 61672 Class 1 Spec.

6.1.1.2 After Adjustment

UUT Setting				Applied Value		UUT Reading (dB)	IEC 61672 Class 1 Spec. (dB)
Range (dB)	Function	Frequency Weighting	Time Weighting	Level (dB)	Freq. (kHz)		
30 - 130	L _A	A	Fast	94.00	1	94.0	± 1.1

6.1.2 Linearity

UUT Setting				Applied Value		UUT Reading (dB)
Range (dB)	Function	Frequency Weighting	Time Weighting	Level (dB)	Freq. (kHz)	
30 - 130	L _A	A	Fast	94.00	1	94.0 (Ref.)
				104.00		104.0
				114.00		114.0

IEC 61672 Class 1 Spec. : ± 0.6 dB per 10 dB step and ± 1.1 dB for overall different.

The test equipment used for calibration are traceable to the Nation Standards as specified in this certificate. This certificate shall not be reproduced except in full, without the prior written approval of this laboratory.

本證書所載校正用之測試器材均可溯源至國際標準。局部複印本證書需先獲本實驗所書面批准。

Certificate of Calibration

校正證書

Certificate No. : C171100

證書編號

6.2 Time Weighting

UUT Setting				Applied Value		UUT Reading (dB)	IEC 61672 Class 1 Spec. (dB)
Range (dB)	Function	Frequency Weighting	Time Weighting	Level (dB)	Freq. (kHz)		
30 - 130	L _A	A	Fast	94.00	1	94.0	Ref.
			Slow			94.0	± 0.3

6.3 Frequency Weighting

6.3.1 A-Weighting


UUT Setting				Applied Value		UUT Reading (dB)	IEC 61672 Class 1 Spec. (dB)
Range (dB)	Function	Frequency Weighting	Time Weighting	Level (dB)	Freq.		
30 - 130	L _A	A	Fast	94.00	63 Hz	67.7	-26.2 ± 1.5
					125 Hz	77.8	-16.1 ± 1.5
					250 Hz	85.3	-8.6 ± 1.4
					500 Hz	90.7	-3.2 ± 1.4
					1 kHz	94.0	Ref.
					2 kHz	95.2	+1.2 ± 1.6
					4 kHz	95.0	+1.0 ± 1.6
					8 kHz	92.9	-1.1 (+2.1 ; -3.1)
					12.5 kHz	89.5	-4.3 (+3.0 ; -6.0)

6.3.2 C-Weighting

UUT Setting				Applied Value		UUT Reading (dB)	IEC 61672 Class 1 Spec. (dB)
Range (dB)	Function	Frequency Weighting	Time Weighting	Level (dB)	Freq.		
30 - 130	L _C	C	Fast	94.00	63 Hz	93.1	-0.8 ± 1.5
					125 Hz	93.8	-0.2 ± 1.5
					250 Hz	94.0	0.0 ± 1.4
					500 Hz	94.0	0.0 ± 1.4
					1 kHz	94.0	Ref.
					2 kHz	93.8	-0.2 ± 1.6
					4 kHz	93.2	-0.8 ± 1.6
					8 kHz	91.0	-3.0 (+2.1 ; -3.1)
					12.5 kHz	87.6	-6.2 (+3.0 ; -6.0)

The test equipment used for calibration are traceable to the Nation Standards as specified in this certificate. This certificate shall not be reproduced except in full, without the prior written approval of this laboratory.

本證書所載校正用之測試器材均可溯源至國際標準。局部複印本證書需先獲本實驗室書面批准。



Certificate of Calibration

校正證書

Certificate No. : C171100
證書編號

- Remarks : - UUT Microphone Model No. : UC-59 & S/N : 04870
- Mfr's Spec. : IEC 61672 Class 1
- Uncertainties of Applied Value :
- | | | |
|--------|------------------|--------------------------|
| 94 dB | : 63 Hz - 125 Hz | : ± 0.35 dB |
| | 250 Hz - 500 Hz | : ± 0.30 dB |
| | 1 kHz | : ± 0.20 dB |
| | 2 kHz - 4 kHz | : ± 0.35 dB |
| | 8 kHz | : ± 0.45 dB |
| | 12.5 kHz | : ± 0.70 dB |
| 104 dB | : 1 kHz | : ± 0.10 dB (Ref. 94 dB) |
| 114 dB | : 1 kHz | : ± 0.10 dB (Ref. 94 dB) |
- The uncertainties are for a confidence probability of not less than 95 %.

Note :

Only the original copy or the laboratory's certified true copy is valid.

The values given in this Certificate only relate to the values measured at the time of the test and any uncertainties quoted will not include allowance for the equipment long term drift, variations with environment changes, vibration and shock during transportation, overloading, mis-handling, or the capability of any other laboratory to repeat the measurement. Sun Creation Engineering Limited shall not be liable for any loss or damage resulting from the use of the equipment.

The test equipment used for calibration are traceable to the Nation Standards as specified in this certificate. This certificate shall not be reproduced except in full, without the prior written approval of this laboratory.

本證書所載校正用之測試器材均可溯源至國際標準。局部複印本證書需先獲本實驗所書面批准。



專業化驗有限公司
QUALITY PRO TEST-CONSULT LIMITED

Unit 10, 14/F, Wah Wai Centre, 38-40 Au Pui Wan St., Fotan, Hong Kong
Email: info@qualityprotest.com; Website: www.qualityprotest.com
Tel: (852) 3956 8717; Fax: (852) 3956 3928

REPORT OF EQUIPMENT PERFORMANCE CHECK/ CALIBRATION

Report No. : AG090069
Date of Issue : September 13, 2017
Page No. : 1 of 2

PART A – CUSTOMER INFORMATION

Enovative Environmental Service Ltd.
Rm 811, Hin Pui House,
Hin Keng Estate, Tai Wai
New Territories, Hong Kong
Attn: Mr. Thomas WONG

PART B – DESCRIPTION

Name of Equipment : YSI ProDSS (Multi-Parameters)
Manufacturer : YSI (a xylem brand)
Serial Number : 16J101716
Date of Received : Sep 12, 2017
Date of Calibration : Sep 12, 2017
Date of Next Calibration^(a) : Dec 12, 2017

PART C – REFERENCE METHODS/ DOCUMENTS FOR THE CALIBRATION

Parameter	Reference Method
pH at 25°C	APHA 21e 4500-H ⁺ B
Dissolved Oxygen	APHA 21e 4500-O G
Conductivity at 25°C	APHA 21e 2510 B
Salinity	APHA 21e 2520 B
Turbidity	APHA 21e 2130 B
Temperature	Section 6 of international Accreditation New Zealand Technical Guide no. 3 Second edition March 2008: Working Thermometer Calibration Procedure.

PART D – CALIBRATION RESULTS^(b,c)

(1) pH at 25°C

Target (pH unit)	Displayed Reading ^(d) (pH Unit)	Tolerance ^(e) (pH Unit)	Results
4.00	4.04	+0.04	Satisfactory
7.42	7.37	-0.05	Satisfactory
10.01	10.04	+0.03	Satisfactory

Tolerance of pH should be less than ±0.10 (pH unit)

(2) Temperature

Reading of Ref. thermometer (°C)	Displayed Reading (°C)	Tolerance (°C)	Results
16.5	17.2	+0.7	Satisfactory
25.0	25.3	+0.3	Satisfactory
37.0	36.7	-0.3	Satisfactory

Tolerance limit of temperature should be less than ±2.0 (°C)

~ CONTINUED ON NEXT PAGE ~

Remark(s): -

- ^(a) The "Date of Next Calibration" is recommended according to best practice principals as practiced by QPT or quoted from relevant international standards.
^(b) The results relate only to the calibrated equipment as received
^(c) The performance of the equipment stated in this report is checked with independent reference material and results compared against a calibrated secondary source.
^(d) "Displayed Reading" denotes the figure shown on item under calibration/ checking regardless of equipment precision or significant figures.
^(e) The "Tolerance Limit" mentioned is the acceptance criteria applicable for similar equipment used by QPT or quoted from relevant international standards.

APPROVED SIGNATORY :


FUNG Yuen-ching Aries
Laboratory Manager



專業化驗有限公司
QUALITY PRO TEST-CONSULT LIMITED

Unit 10, 14/F, Wah Wai Centre, 38-40 Au Pui Wan St., Fotan, Hong Kong
Email: info@qualityprotest.com; Website: www.qualityprotest.com
Tel: (852) 3956 8717; Fax: (852) 3956 3928

REPORT OF EQUIPMENT PERFORMANCE CHECK/ CALIBRATION

Report No. : AG090069
Date of Issue : September 13, 2017
Page No. : 2 of 2

PART D – CALIBRATION RESULTS (Cont'd)

(3) Dissolved Oxygen

Expected Reading (mg/L)	Displayed Reading (mg/L)	Tolerance (mg/L)	Results
8.04	7.98	-0.06	Satisfactory
3.63	3.72	+0.09	Satisfactory
0.01	0.06	+0.05	Satisfactory

Tolerance limit of dissolved oxygen should be less than ± 0.20 (mg/L)

(4) Conductivity at 25°C

Expected Reading ($\mu\text{S}/\text{cm}$)	Displayed Reading ($\mu\text{S}/\text{cm}$)	Tolerance (%)	Results
146.9	140.4	-4.4	Satisfactory
1412	1322	-6.4	Satisfactory
12890	12064	-6.4	Satisfactory
58670	57032	-2.8	Satisfactory
111900	107344	-4.1	Satisfactory

Tolerance limit of conductivity should be less than ± 10.0 (%)

(5) Salinity

Expected Reading (g/L)	Displayed Reading (g/L)	Tolerance (%)	Results
10	10.17	+1.7	Satisfactory
20	20.20	+1.0	Satisfactory
30	30.07	+2.3	Satisfactory

Tolerance limit of salinity should be less than ± 10.0 (%)

(6) Turbidity

Expected Reading (NTU)	Displayed Reading ⁽¹⁾ (NTU)	Tolerance ⁽²⁾ (%)	Results
10	9.7	-3.0	Satisfactory
20	19.0	-5.0	Satisfactory
100	101.1	+1.1	Satisfactory
800	814.6	+1.8	Satisfactory

Tolerance limit of turbidity should be less than ± 10.0 (%)

~ END OF REPORT ~

Remark(s): -

⁽¹⁾ "Displayed Reading" presents the figures shown on item under calibration/ checking regardless of equipment precision or significant figures.

⁽²⁾ The "Tolerance Limit" mentioned is the acceptance criteria applicable for similar equipment used by Quality Pro Test-Consult Ltd. or quoted from relevant international standards.



專業化驗有限公司
QUALITY PRO TEST-CONSULT LIMITED

Unit 10, 14/F, Wah Wai Centre, 38-40 Au Pui Wan St., Fotan, Hong Kong
Email: info@qualityprotest.com; Website: www.qualityprotest.com
Tel: (852) 3956 8717; Fax: (852) 3956 3928

REPORT OF EQUIPMENT PERFORMANCE CHECK/ CALIBRATION

Report No. : AG090067
Date of Issue : 13 September 2017
Page No. : 1 of 2

PART A – CUSTOMER INFORMATION

Enovative Environmental Service Ltd.
Rm 811, Hin Pui House,
Hin Keng Estate, Tai Wai
New Territories, Hong Kong
Attn: Mr. Thomas WONG

PART B – DESCRIPTION

Name of Equipment : YSI ProDSS (Multi-Parameters)
Manufacturer : YSI (a xylem brand)
Serial Number : 17E102521
Date of Received : Sep 12, 2017
Date of Calibration : Sep 12, 2017
Date of Next Calibration^(a) : Dec 12, 2017

PART C – REFERENCE METHODS/ DOCUMENTS FOR THE CALIBRATION

Parameter	Reference Method
pH at 25°C	APHA 21e 4500-H ⁺ B
Dissolved Oxygen	APHA 21e 4500-O G
Conductivity at 25°C	APHA 21e 2510 B
Salinity	APHA 21e 2520 B
Turbidity	APHA 21e 2130 B
Temperature	Section 6 of international Accreditation New Zealand Technical Guide no. 3 Second edition March 2008: Working Thermometer Calibration Procedure.

PART D – CALIBRATION RESULTS^(b,c)

(1) pH at 25°C

Target (pH unit)	Displayed Reading ^(d) (pH Unit)	Tolerance ^(e) (pH Unit)	Results
4.00	4.09	+0.09	Satisfactory
7.42	7.38	-0.04	Satisfactory
10.01	9.94	-0.07	Satisfactory

Tolerance of pH should be less than ±0.10 (pH unit)

(2) Temperature

Reading of Ref. thermometer (°C)	Displayed Reading (°C)	Tolerance (°C)	Results
16.5	16.9	+0.4	Satisfactory
25.0	25.2	+0.2	Satisfactory
37.0	36.4	-0.6	Satisfactory

Tolerance limit of temperature should be less than ±2.0 (°C)

~ CONTINUED ON NEXT PAGE ~

Remark(s): -

- ^(a) The "Date of Next Calibration" is recommended according to best practice principals as practiced by QPT or quoted from relevant international standards.
^(b) The results relate only to the calibrated equipment as received
^(c) The performance of the equipment stated in this report is checked with independent reference material and results compared against a calibrated secondary source.
^(d) "Displayed Reading" denotes the figure shown on item under calibration/ checking regardless of equipment precision or significant figures.
^(e) The "Tolerance Limit" mentioned is the acceptance criteria applicable for similar equipment used by QPT or quoted from relevant international standards.

APPROVED SIGNATORY :

FUNG Yuen-ching Aries
Laboratory Manager



專業化驗有限公司

QUALITY PRO TEST-CONSULT LIMITED

Unit 10, 14/F, Wah Wai Centre, 38-40 Au Pui Wan St., Fotan, Hong Kong

Email: info@qualityprotest.com; Website: www.qualityprotest.com

Tel: (852) 3956 8717; Fax: (852) 3956 3928

CALIBRATION REPORT

Report No. : AG090067
Date of Issue : 13 September 2017
Page No. : 2 of 2

PART D – CALIBRATION RESULTS (Cont'd)

(3) Dissolved Oxygen

Expected Reading (mg/L)	Displayed Reading (mg/L)	Tolerance (mg/L)	Results
8.03	7.95	-0.08	Satisfactory
3.76	3.84	+0.08	Satisfactory
0.02	0.12	+0.10	Satisfactory

Tolerance limit of dissolved oxygen should be less than ± 0.20 (mg/L)

(4) Conductivity at 25°C

Conc. of KCl (M)	Expected Reading ($\mu\text{S/cm}$)	Displayed Reading ($\mu\text{S/cm}$)	Tolerance (%)	Results
0.001	146.9	151.6	+3.2	Satisfactory
0.01	1,412	1,340	-5.1	Satisfactory
0.1	12,890	12,006	-6.9	Satisfactory
0.5	58,670	57,088	-2.7	Satisfactory
1.0	111,900	105,890	-5.4	Satisfactory

Tolerance limit of conductivity should be less than ± 10.0 (%)

(5) Salinity

Expected Reading (g/L)	Displayed Reading (g/L)	Tolerance (%)	Results
10	9.95	-0.5	Satisfactory
20	20.30	+1.5	Satisfactory
30	30.31	+1.0	Satisfactory

Tolerance limit of salinity should be less than ± 10.0 (%)

(6) Turbidity

Expected Reading (NTU)	Displayed Reading ^(f) (NTU)	Tolerance ^(g) (%)	Results
10	9.6	-4.0	Satisfactory
20	19.3	-3.5	Satisfactory
100	98.7	-1.3	Satisfactory
800	781.2	+2.3	Satisfactory

Tolerance limit of turbidity should be less than ± 10.0 (%)

~ END OF REPORT ~

Remark(s): -

^(f) "Displayed Reading" presents the figures shown on item under calibration/ checking regardless of equipment precision or significant figures.

^(g) The "Tolerance Limit" mentioned is the acceptance criteria applicable for similar equipment used by Quality Pro Test-Consult Ltd. or quoted from relevant international standards.



REPORT OF EQUIPMENT PERFORMANCE CHECK/ CALIBRATION

Report No. : AG090072
Date of Issue : 14 September 2017
Page No. : 1 of 2

PART A – CUSTOMER INFORMATION

Enovative Environmental Service Ltd.
Rm 811, Hin Pui House,
Hin Keng Estate, Tai Wai
New Territories, Hong Kong
Attn: Mr. Thomas WONG

PART B – DESCRIPTION

Name of Equipment : YSI 6920 V2 Sonde (Multi-Parameters)
Manufacturer : YSI (a xylem brand)
Serial Number : 000109DF
Date of Received : Sep 12, 2017
Date of Calibration : Sep 12, 2017 to Sep 14, 2017
Date of Next Calibration^(a) : Dec 12, 2017

PART C – REFERENCE METHODS/ DOCUMENTS FOR THE CALIBRATION

Parameter	Reference Method
pH at 25°C	APHA 21e 4500-H ⁺ B
Dissolved Oxygen	APHA 21e 4500-O G
Conductivity at 25°C	APHA 21e 2510 B
Salinity	APHA 21e 2520 B
Turbidity	APHA 21e 2130 B
Temperature	Section 6 of international Accreditation New Zealand Technical Guide no. 3 Second edition March 2008: Working Thermometer Calibration Procedure.

PART D – CALIBRATION RESULTS^(b,c)

(1) pH at 25°C

Target (pH unit)	Displayed Reading ^(d) (pH Unit)	Tolerance ^(e) (pH Unit)	Results
4.00	4.04	+0.04	Satisfactory
7.42	7.45	+0.03	Satisfactory
10.01	10.07	+0.06	Satisfactory

Tolerance of pH should be less than ±0.10 (pH unit)

(2) Temperature

Reading of Ref. thermometer (°C)	Displayed Reading (°C)	Tolerance (°C)	Results
16.5	17.0	+0.5	Satisfactory
25.0	25.5	+0.5	Satisfactory
37.0	36.6	-0.4	Satisfactory


Tolerance limit of temperature should be less than ±2.0 (°C)

~ CONTINUED ON NEXT PAGE ~

Remark(s): -

- ^(a) The "Date of Next Calibration" is recommended according to best practice principals as practiced by QPT or quoted from relevant international standards.
- ^(b) The results relate only to the calibrated equipment as received
- ^(c) The performance of the equipment stated in this report is checked with independent reference material and results compared against a calibrated secondary source.
- ^(d) "Displayed Reading" denotes the figure shown on item under calibration/ checking regardless of equipment precision or significant figures.
- ^(e) The "Tolerance Limit" mentioned is the acceptance criteria applicable for similar equipment used by QPT or quoted from relevant international standards.

APPROVED SIGNATORY :


FUNG Yuen-ching Aries
Laboratory Manager



REPORT OF EQUIPMENT PERFORMANCE CHECK/ CALIBRATION

Report No. : AG090072
Date of Issue : 14 September 2017
Page No. : 2 of 2

PART D – CALIBRATION RESULTS (Cont'd)

(3) Dissolved Oxygen

Expected Reading (mg/L)	Displayed Reading (mg/L)	Tolerance (mg/L)	Results
8.05	8.11	+0.06	Satisfactory
3.96	4.04	+0.08	Satisfactory
0.03	0.18	+0.15	Satisfactory

Tolerance limit of dissolved oxygen should be less than ± 0.20 (mg/L)

(4) Conductivity at 25°C

Conc. of KCl (M)	Expected Reading ($\mu\text{S}/\text{cm}$)	Displayed Reading ($\mu\text{S}/\text{cm}$)	Tolerance (%)	Results
0.001	146.9	152.4	+3.7	Satisfactory
0.01	1,412	1346	-4.7	Satisfactory
0.1	12,890	13382	+3.8	Satisfactory
0.5	58,670	59964	+2.2	Satisfactory
1.0	111,900	108242	-3.3	Satisfactory

Tolerance limit of conductivity should be less than ± 10.0 (%)

(5) Salinity

Expected Reading (g/L)	Displayed Reading (g/L)	Tolerance (%)	Results
10	9.92	-0.8	Satisfactory
20	19.88	-0.6	Satisfactory
30	29.79	-0.7	Satisfactory

Tolerance limit of salinity should be less than ± 10.0 (%)

(6) Turbidity^(f)

Expected Reading (NTU)	Displayed Reading ^(g) (NTU)	Tolerance ^(h) (%)	Results
10	10.2	+2.0	Satisfactory
20	20.8	+4.0	Satisfactory
100	108.4	+8.4	Satisfactory
800	822.0	+2.8	Satisfactory

Tolerance limit of turbidity should be less than ± 10.0 (%)

~ END OF REPORT ~

Remark(s): -

^(f) Recalibration of specified parameter was conducted on 14 September 2017.

^(g) "Displayed Reading" presents the figures shown on item under calibration/ checking regardless of equipment precision or significant figures.

^(h) The "Tolerance Limit" mentioned is the acceptance criteria applicable for similar equipment used by Quality Pro Test-Consult Ltd. or quoted from relevant international standards.



專業化驗有限公司
QUALITY PRO TEST-CONSULT LIMITED

Unit 10, 14/F, Wah Wai Centre, 38-40 Au Pui Wan St., Fotan, Hong Kong
Email: info@qualityprotest.com; Website: www.qualityprotest.com
Tel: (852) 3956 8717; Fax: (852) 3956 3928

REPORT OF EQUIPMENT PERFORMANCE CHECK/CALIBRATION

Report No. : AG090070
Date of Issue : 13 September, 2017
Page No. : 1 of 2

PART A – CUSTOMER INFORMATION

Enovative Environmental Service Ltd.
Rm 811, Hin Pui House,
Hin Keng Estate, Tai Wai
New Territories, Hong Kong
Attn: Mr. Thomas WONG

PART B – DESCRIPTION

Name of Equipment : YSI 6920 V2 Sonde (Multi-Parameters)
Manufacturer : YSI (a xylem brand)
Serial Number : 00019CB2
Date of Received : Sep 12, 2017
Date of Calibration : Sep 12, 2017
Date of Next Calibration^(a) : Dec 12, 2017

PART C – REFERENCE METHODS/ DOCUMENTS FOR THE CALIBRATION

<u>Parameter</u>	<u>Reference Method</u>
pH at 25°C	APHA 21e 4500-H ⁺ B
Dissolved Oxygen	APHA 21e 4500-O G
Conductivity at 25°C	APHA 21e 2510 B
Salinity	APHA 21e 2520 B
Turbidity	APHA 21e 2130 B
Temperature	Section 6 of international Accreditation New Zealand Technical Guide no. 3 Second edition March 2008: Working Thermometer Calibration Procedure.

PART D – CALIBRATION RESULTS^(b,c)

(1) pH at 25°C

Target (pH unit)	Displayed Reading ^(d) (pH Unit)	Tolerance ^(e) (pH Unit)	Results
4.00	3.94	-0.06	Satisfactory
7.42	7.37	-0.05	Satisfactory
10.01	9.98	-0.03	Satisfactory


Tolerance of pH should be less than ± 0.10 (pH unit)

~ CONTINUED ON NEXT PAGE ~

Remark(s): -

- ^(a) The "Date of Next Calibration" is recommended according to best practice principals as practiced by QPT or quoted from relevant international standards.
^(b) The results relate only to the calibrated equipment as received
^(c) The performance of the equipment stated in this report is checked with independent reference material and results compared against a calibrated secondary source.
^(d) "Displayed Reading" denotes the figure shown on item under calibration/ checking regardless of equipment precision or significant figures.
^(e) The "Tolerance Limit" mentioned is the acceptance criteria applicable for similar equipment used by QPT or quoted from relevant international standards.

APPROVED SIGNATORY :


FUNG Yuen-ching Aries
Laboratory Manager



專業化驗有限公司
QUALITY PRO TEST-CONSULT LIMITED

Unit 10, 14/F, Wah Wai Centre, 38-40 Au Pui Wan St., Fotan, Hong Kong
Email: info@qualityprotest.com; Website: www.qualityprotest.com
Tel: (852) 3956 8717; Fax: (852) 3956 3928

REPORT OF EQUIPMENT PERFORMANCE CHECK/CALIBRATION

Report No. : AG090070
Date of Issue : 13 September, 2017
Page No. : 2 of 2

PART D – CALIBRATION RESULTS (Cont'd)

(2) Temperature

Reading of Ref. thermometer (°C)	Displayed Reading (°C)	Tolerance (°C)	Results
16.5	17.2	+0.7	Satisfactory
25.0	25.3	+0.3	Satisfactory
37.0	36.4	-0.6	Satisfactory

Tolerance limit of temperature should be less than ± 2.0 (°C)

(3) Dissolved Oxygen

Expected Reading (mg/L)	Displayed Reading (mg/L)	Tolerance (mg/L)	Results
8.03	8.09	+0.06	Satisfactory
3.89	3.99	+0.10	Satisfactory
0.02	0.11	+0.09	Satisfactory

Tolerance limit of dissolved oxygen should be less than ± 0.20 (mg/L)

(4) Conductivity at 25°C

Conc. of KCl (M)	Expected Reading ($\mu\text{S}/\text{cm}$)	Displayed Reading ($\mu\text{S}/\text{cm}$)	Tolerance (%)	Results
0.001	146.9	152.4	+3.7	Satisfactory
0.01	1,412	1,530	+8.4	Satisfactory
0.1	12,890	13,648	+5.9	Satisfactory
0.5	58,670	59,342	+1.1	Satisfactory
1.0	111,900	103,422	-7.6	Satisfactory

Tolerance limit of conductivity should be less than ± 10.0 (%)

(5) Salinity

Expected Reading (g/L)	Displayed Reading (g/L)	Tolerance (%)	Results
10	9.95	-0.5	Satisfactory
20	19.91	-0.4	Satisfactory
30	29.77	-0.8	Satisfactory

Tolerance limit of salinity should be less than ± 10.0 (%)

(6) Turbidity

Expected Reading (NTU)	Displayed Reading ^(f) (NTU)	Tolerance ^(g) (%)	Results
10	10.9	+9.0	Satisfactory
20	20.1	+0.5	Satisfactory
100	108.3	+8.3	Satisfactory
800	819.4	+2.4	Satisfactory


Tolerance limit of turbidity should be less than ± 10.0 (%)

~ END OF REPORT ~

Remark(s): -

^(f) "Displayed Reading" presents the figures shown on item under calibration/ checking regardless of equipment precision or significant figures.

^(g) The "Tolerance Limit" mentioned is the acceptance criteria applicable for similar equipment used by Quality Pro Test-Consult Ltd. or quoted from relevant international standards.



Certificate of Calibration 校正證書

Certificate No. : C165934
證書編號

ITEM TESTED / 送檢項目 (Job No. / 序引編號 : IC16-2438) Date of Receipt / 收件日期 : 26 October 2016

Description / 儀器名稱 : Anemometer
Manufacturer / 製造商 : Lutron
Model No. / 型號 : AM-4201
Serial No. / 編號 : AF.27513
Supplied By / 委託者 : Envirotech Services Co.
Room 113, 1/F, My Loft, 9 Hoi Wing Road, Tuen Mun,
New Territories, Hong Kong

TEST CONDITIONS / 測試條件

Temperature / 溫度 : (23 ± 2)°C Relative Humidity / 相對濕度 : (55 ± 20)%
Line Voltage / 電壓 : ---

TEST SPECIFICATIONS / 測試規範


Calibration check


DATE OF TEST / 測試日期 : 27 October 2016

TEST RESULTS / 測試結果

The results apply to the particular unit-under-test only.
The results are detailed in the subsequent page(s).

The test equipment used for calibration are traceable to National Standards via :
- Testo Industrial Services GmbH, Germany


Tested By : 
測試 : _____
T L Shek
Assistant Engineer

Certified By : 
核證 : _____
H C Chan
Engineer

Date of Issue : 28 October 2016
簽發日期

The test equipment used for calibration are traceable to the Nation Standards as specified in this certificate. This certificate shall not be reproduced except in full, without the prior written approval of this laboratory.

本證書所載校正用之測試器材均可溯源至國際標準。局部複印本證書需先獲本實驗所書面批准。



輝創工程有限公司

Sun Creation Engineering Limited

Calibration and Testing Laboratory

Certificate of Calibration 校正證書

Certificate No. : C165934
證書編號

- The unit-under-test (UUT) was allowed to stabilize in the laboratory for over 12 hours before the commencement of the test.
- The results presented are the mean of 10 measurements at each calibration point.
- Test equipment :

<u>Equipment ID</u>	<u>Description</u>	<u>Certificate No.</u>
CL386	Multi-function Measuring Instrument	S12109

- Test procedure : MA130N.
- Results :

Air Velocity

Applied Value (m/s)	UUT Reading (m/s)	Measured Correction		
		Value (m/s)	Measurement Uncertainty	
			Expanded Uncertainty (m/s)	Coverage Factor
2.0	1.8	+0.2	0.2	2.0
4.0	3.8	+0.2	0.2	2.0
6.0	5.8	+0.2	0.3	2.0
8.1	8.0	+0.1	0.3	2.0
10.0	10.0	0.0	0.4	2.0

Remarks : - The Measured Corrections are defined as :
Value = Applied Value - UUT Reading

- The expanded uncertainties are for a level of confidence of 95 %.

Note :

Only the original copy or the laboratory's certified true copy is valid.

The values given in this Certificate only relate to the values measured at the time of the test and any uncertainties quoted will not include allowance for the equipment long term drift, variations with environment changes, vibration and shock during transportation, overloading, mis-handling, or the capability of any other laboratory to repeat the measurement. Sun Creation Engineering Limited shall not be liable for any loss or damage resulting from the use of the equipment.

The test equipment used for calibration are traceable to the Nation Standards as specified in this certificate. This certificate shall not be reproduced except in full, without the prior written approval of this laboratory.

本證書所載校正用之測試器材均可溯源至國際標準。局部複印本證書需先獲本實驗室書面批准。

Sun Creation Engineering Limited – Calibration & Testing Laboratory

c/o 4/F, Tsing Shan Wan Exchange Building, 1 Hing On Lane, Tuen Mun, New Territories, Hong Kong

輝創工程有限公司 – 校正及檢測實驗室

c/o 香港新界屯門興安里一號青山灣機樓四樓

Tel/電話: 2927 2606

Fax/傳真: 2744 8986

E-mail/電郵: callab@suncreation.com

Website/網址: www.suncreation.com



輝創工程有限公司

Sun Creation Engineering Limited

Calibration and Testing Laboratory

Certificate of Calibration 校正證書

Certificate No. : C175727
證書編號

ITEM TESTED / 送檢項目 (Job No. / 序引編號 : IC17-2277) Date of Receipt / 收件日期 : 3 October 2017

Description / 儀器名稱 : Anemometer
Manufacturer / 製造商 : Lutron
Model No. / 型號 : AM-4201
Serial No. / 編號 : AF.27513
Supplied By / 委託者 : Envirotech Services Co.
Room 113, 1/F, My Loft, 9 Hoi Wing Road, Tuen Mun,
New Territories, Hong Kong

TEST CONDITIONS / 測試條件

Temperature / 溫度 : (23 ± 2)°C Relative Humidity / 相對濕度 : (55 ± 20)%
Line Voltage / 電壓 : ---

TEST SPECIFICATIONS / 測試規範


Calibration check


DATE OF TEST / 測試日期 : 13 October 2017

TEST RESULTS / 測試結果

The results apply to the particular unit-under-test only.
The results are detailed in the subsequent page(s).

The test equipment used for calibration are traceable to National Standards via :
- Testo Industrial Services GmbH, Germany

Tested By : 
測試 H C Chan
Engineer

Certified By : 
核證 K C Lee
Engineer

Date of Issue : 16 October 2017
簽發日期

The test equipment used for calibration are traceable to the Nation Standards as specified in this certificate. This certificate shall not be reproduced except in full, without the prior written approval of this laboratory.
本證書所載校正用之測試器材均可溯源至國際標準。局部複印本證書需先獲本實驗室書面批准。

Certificate of Calibration

校正證書

Certificate No. : C175727

證書編號

1. The unit-under-test (UUT) was allowed to stabilize in the laboratory for over 12 hours before the commencement of the test.
2. The results presented are the mean of 10 measurements at each calibration point.
3. Test equipment :

<u>Equipment ID</u>	<u>Description</u>	<u>Certificate No.</u>
CL386	Multi-function Measuring Instrument	S16493

4. Test procedure : MA130N.

5. Results :

Air Velocity

Applied Value (m/s)	UUT Reading (m/s)	Measured Correction		
		Value (m/s)	Measurement Uncertainty	
			Expanded Uncertainty (m/s)	Coverage Factor
1.9	1.7	+0.2	0.2	2.0
4.0	3.8	+0.2	0.2	2.0
6.0	5.9	+0.1	0.3	2.0
8.0	8.0	0.0	0.3	2.0
10.0	10.1	-0.1	0.4	2.0

Remarks : - The Measured Corrections are defined as :
Value = Applied Value - UUT Reading

- The expanded uncertainties are for a level of confidence of 95 %.

Note :

Only the original copy or the laboratory's certified true copy is valid.

The values given in this Certificate only relate to the values measured at the time of the test and any uncertainties quoted will not include allowance for the equipment long term drift, variations with environment changes, vibration and shock during transportation, overloading, mis-handling, or the capability of any other laboratory to repeat the measurement. Sun Creation Engineering Limited shall not be liable for any loss or damage resulting from the use of the equipment.

The test equipment used for calibration are traceable to the Nation Standards as specified in this certificate. This certificate shall not be reproduced except in full, without the prior written approval of this laboratory.

本證書所載校正用之測試器材均可溯源至國際標準。局部深印本證書需先獲本實驗室書面批准。

Sun Creation Engineering Limited Calibration & Testing Laboratory

c/o 4F, Tsing Shan Wan Exchange Building, 1 Hing On Lane, Tuen Mun, New Territories, Hong Kong

輝創工程有限公司 校正及檢測實驗室

c/o 香港新界屯門興安里一號青山灣機樓四樓

Tel 電話: 2927 2606

Fax 傳真: 2744 8986

E-mail 電郵: callab@suncreation.com

Website 網址: www.suncreation.com

ENVIROTECH SERVICES CO.

Calibration Report of Wind Meter

Date of Calibration : 18 April 2017

Brand of Test Meter: Global Water

Model: Speed Sensor: WE550 (S/N:E1337005099)

Direction Sensor: WE570 (S/N:153500564)

Location : Pak Mong, Siu Ho Wan

Procedures :

1. Wind Still Test: The wind speed sensor was hold by hand until it keep still
2. Wind Speed Test: The wind meter was on-site calibrated against the Anemometer
3. Wind Direction Test : The wind meter was on-site calibrated against the marine compass at four directions

Results:

Wind Still Test

Wind Speed (m/s)
0.00

Wind Speed Test

Global Wate (m/s)	Anemometer (m/s)
1.65	1.8
1.11	1.3
0.71	0.6

Wind Direction Test

Global Wate (o)	Marine Compass (o)
271.05	270
0.05	0
90.31	90
181.07	180

Calibrated by: *Ho*
Yeung Ping Fai
(Technical Officer)

Checked by: *Fat*
Ho Kam Fat
(Senior Technical Officer)

ENVIROTECH SERVICES CO.

Calibration Report of Wind Meter

Date of Calibration : 18 October 2017

Brand of Test Meter: Global Water

Model: Speed Sensor: WE550 (S/N:E1337005099)

Direction Sensor: WE570 (S/N:153500564)

Location : Pak Mong, Siu Ho Wan

Procedures :

- 1. Wind Still Test: The wind speed sensor was hold by hand until it keep still
- 2.Wind Speed Test: The wind meter was on-site calibrated against the Anemometer
- 3.Wind Direction Test : The wind meter was on-site calibrated against the marine compass at four directions

Results:

Wind Still Test

Wind Speed (m/s)
0.00

Wind Speed Test

Global Water (m/s)	Anemometer (m/s)
2.29	2.5
1.42	1.6
0.47	0.5

Wind Direction Test

Global Water (o)	Marine Compass (o)
270.09	270
0.03	0
90.05	90
181.03	180

Calibrated by: *AP*
Yeung Ping Fai
(Technical Officer)

Checked by : *Fat*
Ho Kam Fat
(Senior Technical Officer)