

1-hour TSP Monitoring Results at Air Quality Monitoring Station ASR8A

Project	Works	Date(yyyy-mm-dd)	Station	Time (hh:mm, 24hour)	Parameter	Results (ug/m3)	Action Level (ug/m3)	Limit Level (ug/m3)		
TMCLKL	HY/2012/07	2017-10-03	ASR8A	8:30	1-hr TSP	40	394	500		
TMCLKL	HY/2012/07	2017-10-03	ASR8A	9:32	1-hr TSP	22				
TMCLKL	HY/2012/07	2017-10-03	ASR8A	10:36	1-hr TSP	26				
TMCLKL	HY/2012/07	2017-10-09	ASR8A	8:26	1-hr TSP	51				
TMCLKL	HY/2012/07	2017-10-09	ASR8A	9:30	1-hr TSP	30				
TMCLKL	HY/2012/07	2017-10-09	ASR8A	10:40	1-hr TSP	48				
TMCLKL	HY/2012/07	2017-10-12	ASR8A	8:30	1-hr TSP	65				
TMCLKL	HY/2012/07	2017-10-12	ASR8A	9:32	1-hr TSP	73				
TMCLKL	HY/2012/07	2017-10-12	ASR8A	10:50	1-hr TSP	47				
TMCLKL	HY/2012/07	2017-10-18	ASR8A	8:30	1-hr TSP	30				
TMCLKL	HY/2012/07	2017-10-18	ASR8A	9:32	1-hr TSP	47				
TMCLKL	HY/2012/07	2017-10-18	ASR8A	10:40	1-hr TSP	74				
TMCLKL	HY/2012/07	2017-10-24	ASR8A	8:30	1-hr TSP	121				
TMCLKL	HY/2012/07	2017-10-24	ASR8A	9:32	1-hr TSP	79				
TMCLKL	HY/2012/07	2017-10-24	ASR8A	10:35	1-hr TSP	83				
TMCLKL	HY/2012/07	2017-10-30	ASR8A	8:25	1-hr TSP	147				
TMCLKL	HY/2012/07	2017-10-30	ASR8A	9:30	1-hr TSP	156				
TMCLKL	HY/2012/07	2017-10-30	ASR8A	10:35	1-hr TSP	110				
				Average		69				
				Min.		22				
				Max.		156				

1-hour TSP Monitoring Results at Air Quality Monitoring Station ASR9

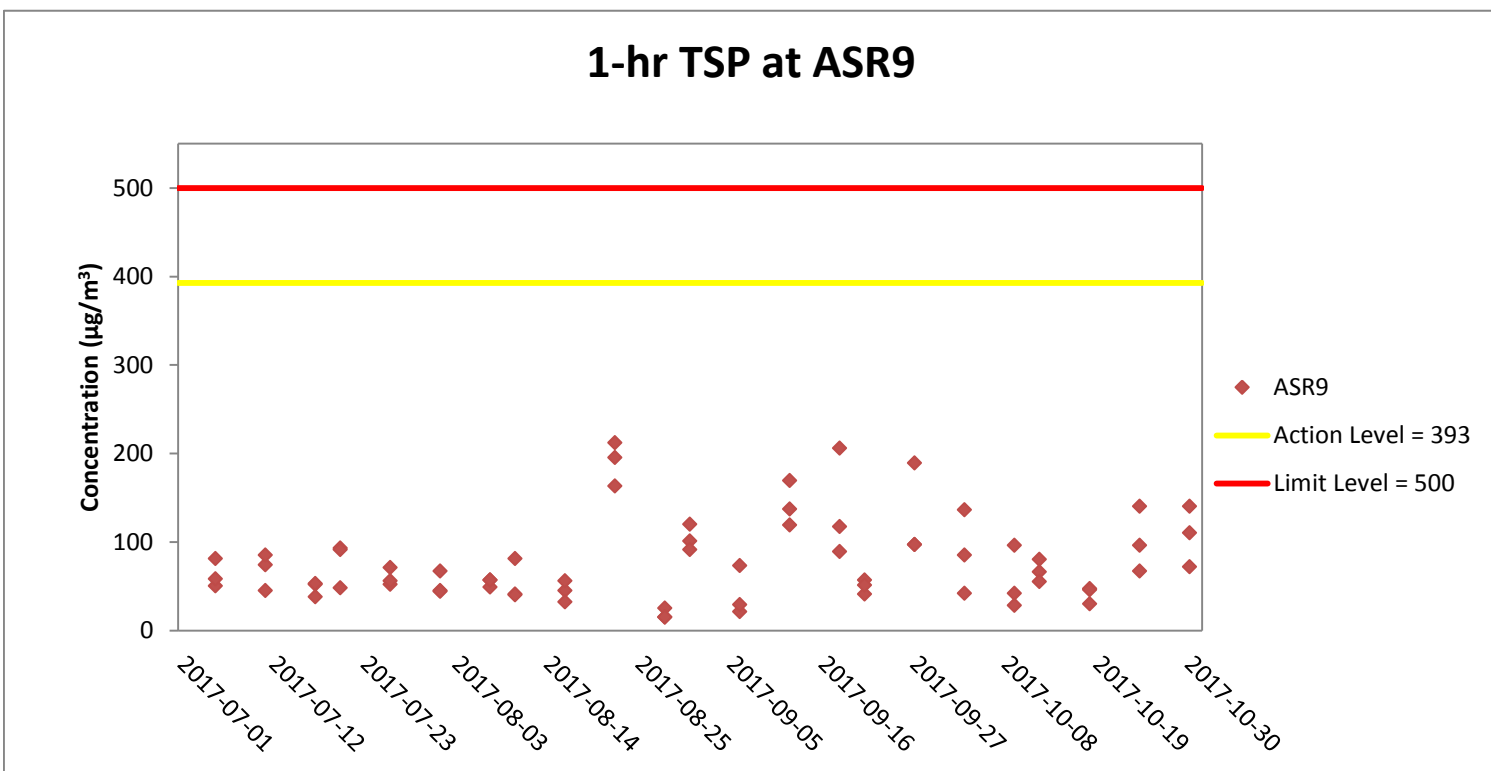
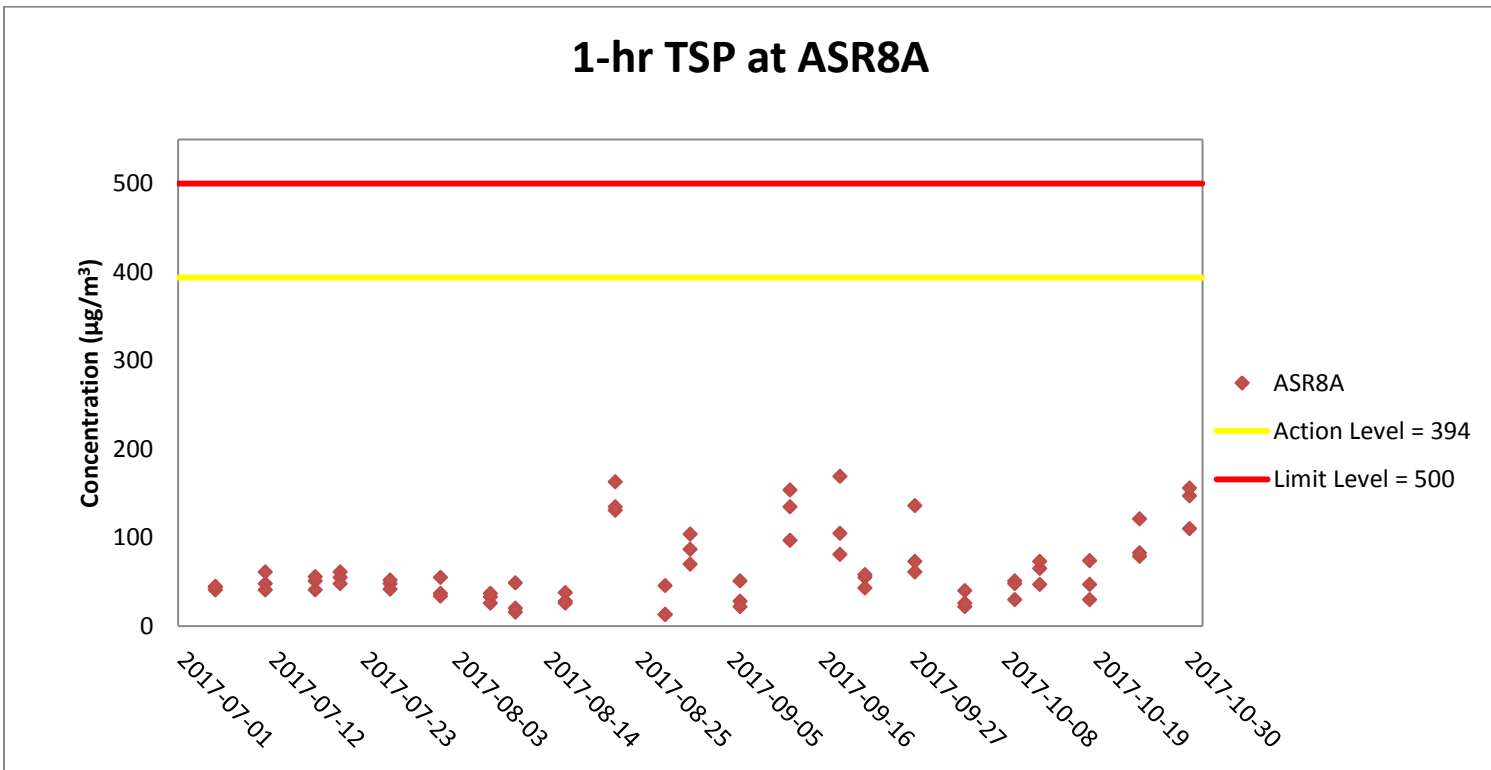
Project	Works	Date(yyyy-mm-dd)	Station	Time (hh:mm, 24hour)	Parameter	Results (ug/m3)	Action Level (ug/m3)	Limit Level (ug/m3)		
TMCLKL	HY/2012/07	2017-10-03	ASR9	8:40	1-hr TSP	85	393	500		
TMCLKL	HY/2012/07	2017-10-03	ASR9	9:42	1-hr TSP	42				
TMCLKL	HY/2012/07	2017-10-03	ASR9	10:47	1-hr TSP	136				
TMCLKL	HY/2012/07	2017-10-09	ASR9	8:38	1-hr TSP	96				
TMCLKL	HY/2012/07	2017-10-09	ASR9	9:42	1-hr TSP	28				
TMCLKL	HY/2012/07	2017-10-09	ASR9	10:50	1-hr TSP	42				
TMCLKL	HY/2012/07	2017-10-12	ASR9	8:40	1-hr TSP	80				
TMCLKL	HY/2012/07	2017-10-12	ASR9	9:42	1-hr TSP	66				
TMCLKL	HY/2012/07	2017-10-12	ASR9	11:00	1-hr TSP	55				
TMCLKL	HY/2012/07	2017-10-18	ASR9	8:40	1-hr TSP	30				
TMCLKL	HY/2012/07	2017-10-18	ASR9	9:42	1-hr TSP	47				
TMCLKL	HY/2012/07	2017-10-18	ASR9	10:52	1-hr TSP	46				
TMCLKL	HY/2012/07	2017-10-24	ASR9	8:40	1-hr TSP	140				
TMCLKL	HY/2012/07	2017-10-24	ASR9	9:42	1-hr TSP	67				
TMCLKL	HY/2012/07	2017-10-24	ASR9	10:46	1-hr TSP	96				
TMCLKL	HY/2012/07	2017-10-30	ASR9	8:36	1-hr TSP	140				
TMCLKL	HY/2012/07	2017-10-30	ASR9	9:40	1-hr TSP	72				
TMCLKL	HY/2012/07	2017-10-30	ASR9	10:47	1-hr TSP	110				
				Average		77				
				Min.		28				
				Max.		140				

24-hour TSP Monitoring Results at Air Quality Monitoring Station ASR8A

Project	Works	Date(yyyy-mm-dd)	Station	Time (hh:mm, 24hour)	Parameter	Results (ug/m3)	Action Level (ug/m3)	Limit Level (ug/m3)
TMCLKL	HY/2012/07	2017-10-03	ASR8A	11:38	24-hr TSP	21	178	260
TMCLKL	HY/2012/07	2017-10-09	ASR8A	11:42	24-hr TSP	42		
TMCLKL	HY/2012/07	2017-10-12	ASR8A	11:52	24-hr TSP	67		
TMCLKL	HY/2012/07	2017-10-18	ASR8A	11:42	24-hr TSP	45		
TMCLKL	HY/2012/07	2017-10-24	ASR8A	11:37	24-hr TSP	84		
TMCLKL	HY/2012/07	2017-10-30	ASR8A	11:37	24-hr TSP	102		
					Average	60		
					Min.	21		
					Max.	102		

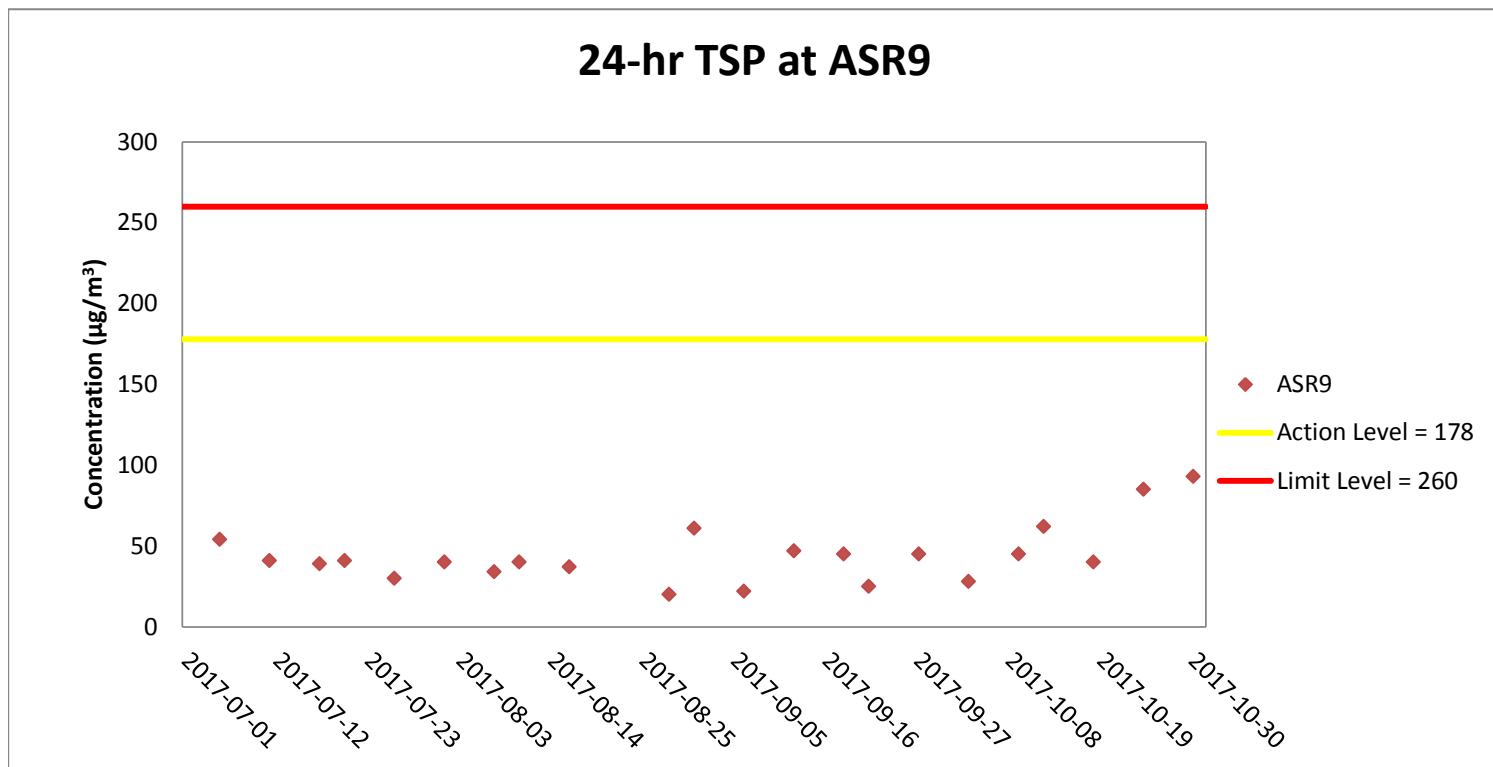
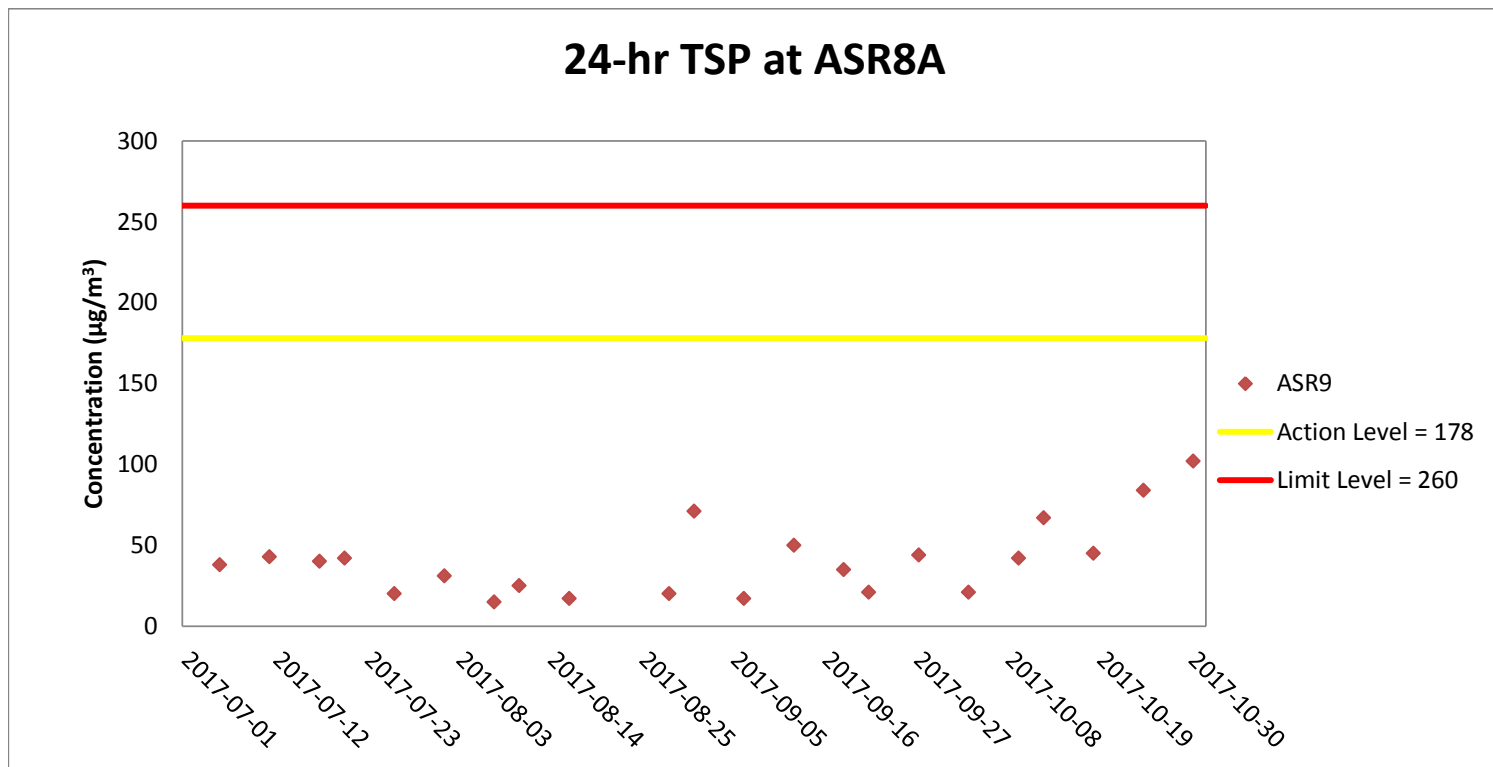
24-hour TSP Monitoring Results at Air Quality Monitoring Station ASR9

Project	Works	Date(yyyy-mm-dd)	Station	Time (hh:mm, 24hour)	Parameter	Results (ug/m3)	Action Level (ug/m3)	Limit Level (ug/m3)
TMCLKL	HY/2012/07	2017-10-03	ASR9	11:49	24-hr TSP	28	178	260
TMCLKL	HY/2012/07	2017-10-09	ASR9	11:52	24-hr TSP	45		
TMCLKL	HY/2012/07	2017-10-12	ASR9	12:02	24-hr TSP	62		
TMCLKL	HY/2012/07	2017-10-18	ASR9	11:54	24-hr TSP	40		
TMCLKL	HY/2012/07	2017-10-24	ASR9	11:48	24-hr TSP	85		
TMCLKL	HY/2012/07	2017-10-30	ASR9	11:49	24-hr TSP	93		
					Average	59		
					Min.	28		
					Max.	93		



Weather condition within the reporting period varied between sunny to rainy.

Major construction works undertaken within the reporting period include Pier construction; Re-alignment of Cheung Tung Road; Road works along North Lantau Highway; Launching gantry operation;; Installation of pier head and deck segments; and Slope work of Viaducts A, B & C.



Weather condition within the reporting period varied between sunny to rainy.
 Major construction works undertaken within the reporting period include Pier construction; Re-alignment of Cheung Tung Road; Road works along North Lantau Highway; Launching gantry operation; Installation of pier head and deck segments; and Slope work of Viaducts A, B & C.