

1-hour TSP Monitoring Results at Air Quality Monitoring Station ASR8A

Project	Works	Date(yyyy-mm-dd)	Station	Time (hh:mm, 24hour)	Parameter	Results (ug/m3)	Action Level (ug/m3)	Limit Level (ug/m3)		
TMCLKL	HY/2012/07	2017-11-02	ASR8A	8:30	1-hr TSP	124	394	500		
TMCLKL	HY/2012/07	2017-11-02	ASR8A	9:32	1-hr TSP	125				
TMCLKL	HY/2012/07	2017-11-02	ASR8A	10:41	1-hr TSP	138				
TMCLKL	HY/2012/07	2017-11-08	ASR8A	8:30	1-hr TSP	51				
TMCLKL	HY/2012/07	2017-11-08	ASR8A	9:32	1-hr TSP	36				
TMCLKL	HY/2012/07	2017-11-08	ASR8A	10:46	1-hr TSP	79				
TMCLKL	HY/2012/07	2017-11-14	ASR8A	8:30	1-hr TSP	58				
TMCLKL	HY/2012/07	2017-11-14	ASR8A	9:35	1-hr TSP	33				
TMCLKL	HY/2012/07	2017-11-14	ASR8A	10:48	1-hr TSP	40				
TMCLKL	HY/2012/07	2017-11-20	ASR8A	8:33	1-hr TSP	79				
TMCLKL	HY/2012/07	2017-11-20	ASR8A	9:35	1-hr TSP	76				
TMCLKL	HY/2012/07	2017-11-20	ASR8A	10:42	1-hr TSP	165				
TMCLKL	HY/2012/07	2017-11-23	ASR8A	8:40	1-hr TSP	124				
TMCLKL	HY/2012/07	2017-11-23	ASR8A	9:42	1-hr TSP	109				
TMCLKL	HY/2012/07	2017-11-23	ASR8A	10:53	1-hr TSP	74				
TMCLKL	HY/2012/07	2017-11-29	ASR8A	8:40	1-hr TSP	61				
TMCLKL	HY/2012/07	2017-11-29	ASR8A	9:42	1-hr TSP	39				
TMCLKL	HY/2012/07	2017-11-29	ASR8A	10:55	1-hr TSP	58				
				Average		82				
				Min.		33				
				Max.		165				

1-hour TSP Monitoring Results at Air Quality Monitoring Station ASR9

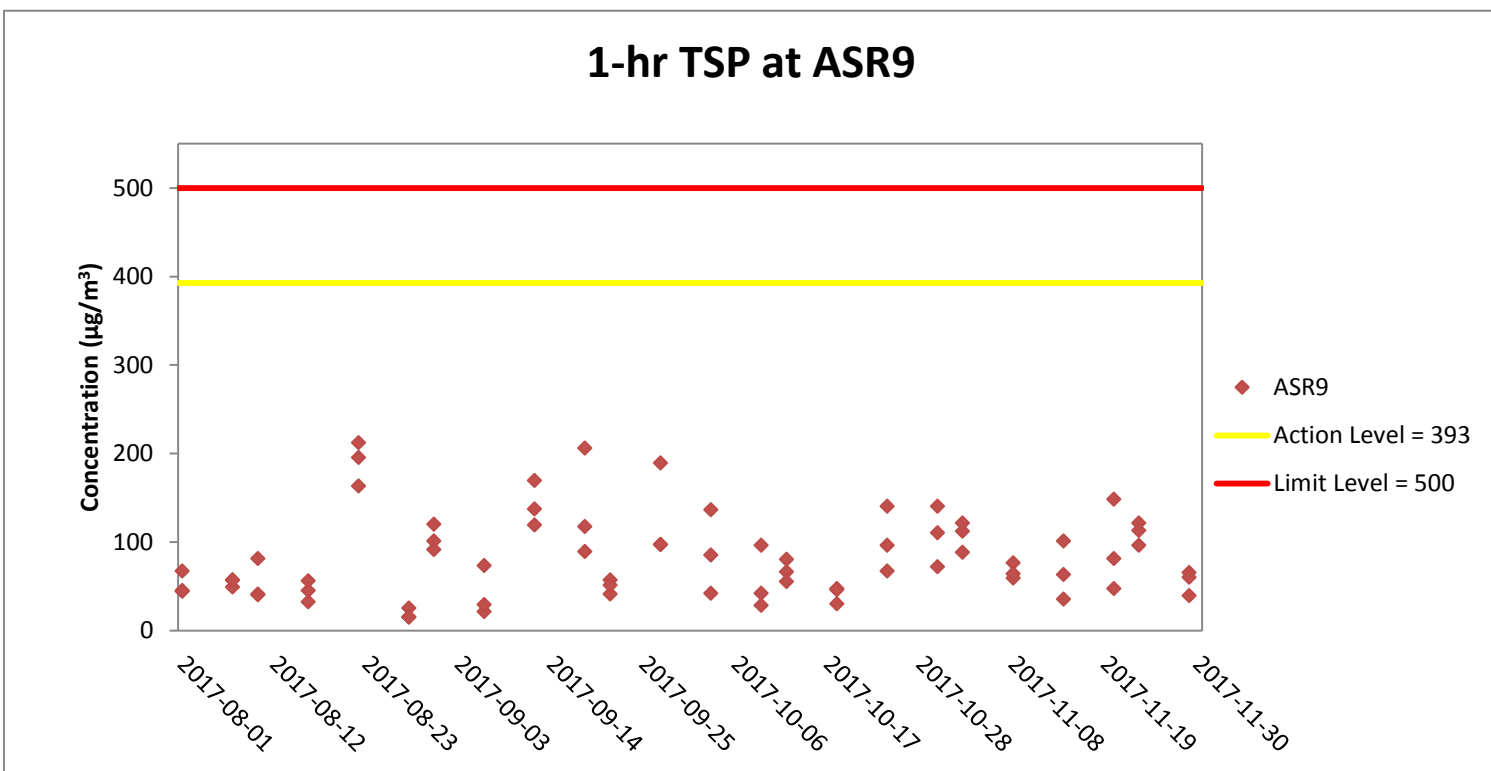
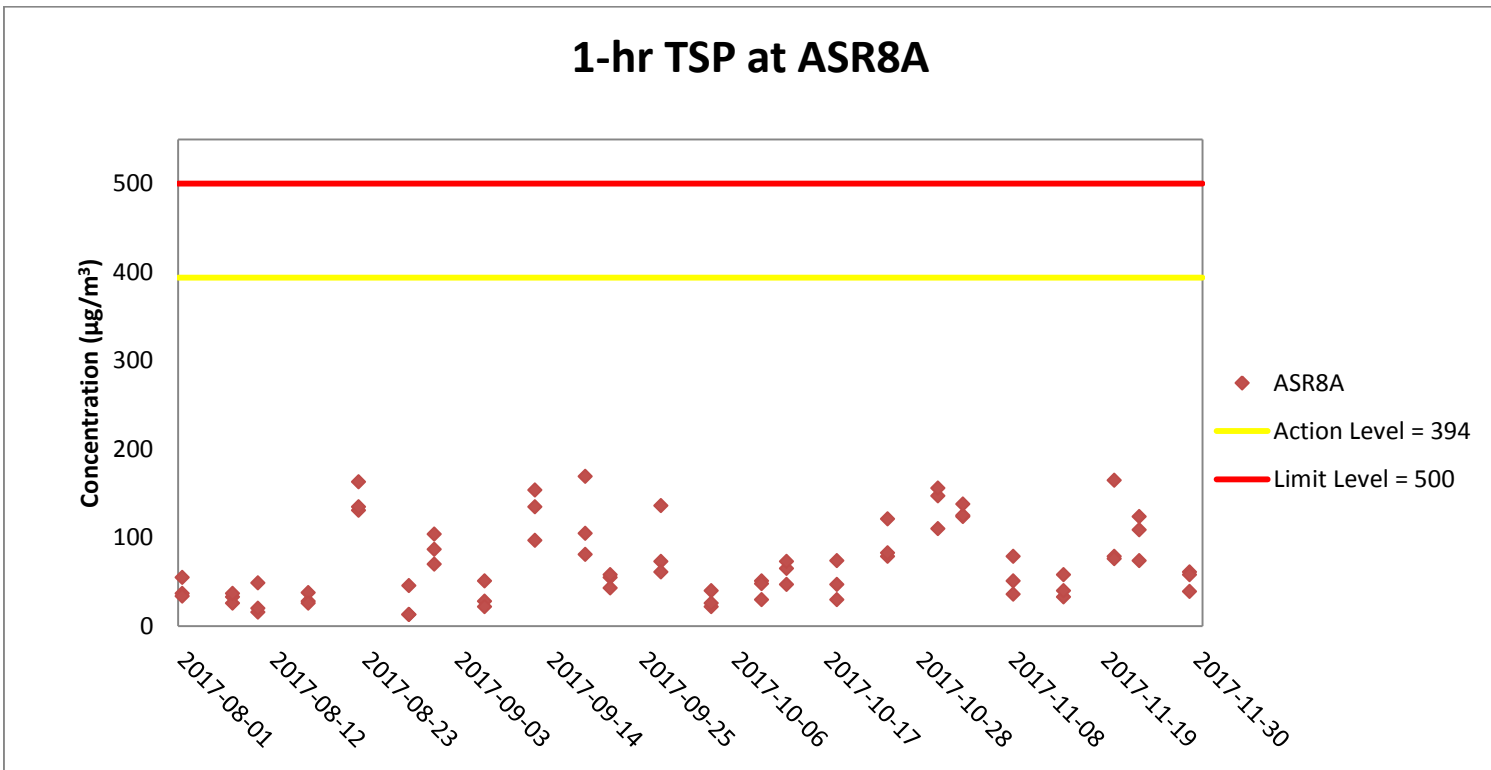
Project	Works	Date(yyyy-mm-dd)	Station	Time (hh:mm, 24hour)	Parameter	Results (ug/m3)	Action Level (ug/m3)	Limit Level (ug/m3)		
TMCLKL	HY/2012/07	2017-11-02	ASR9	8:41	1-hr TSP	88	393	500		
TMCLKL	HY/2012/07	2017-11-02	ASR9	9:43	1-hr TSP	112				
TMCLKL	HY/2012/07	2017-11-02	ASR9	10:52	1-hr TSP	121				
TMCLKL	HY/2012/07	2017-11-08	ASR9	8:42	1-hr TSP	76				
TMCLKL	HY/2012/07	2017-11-08	ASR9	9:44	1-hr TSP	59				
TMCLKL	HY/2012/07	2017-11-08	ASR9	10:57	1-hr TSP	64				
TMCLKL	HY/2012/07	2017-11-14	ASR9	8:40	1-hr TSP	101				
TMCLKL	HY/2012/07	2017-11-14	ASR9	9:48	1-hr TSP	35				
TMCLKL	HY/2012/07	2017-11-14	ASR9	11:00	1-hr TSP	63				
TMCLKL	HY/2012/07	2017-11-20	ASR9	8:44	1-hr TSP	81				
TMCLKL	HY/2012/07	2017-11-20	ASR9	9:46	1-hr TSP	47				
TMCLKL	HY/2012/07	2017-11-20	ASR9	10:53	1-hr TSP	148				
TMCLKL	HY/2012/07	2017-11-23	ASR9	8:52	1-hr TSP	96				
TMCLKL	HY/2012/07	2017-11-23	ASR9	9:54	1-hr TSP	121				
TMCLKL	HY/2012/07	2017-11-23	ASR9	11:04	1-hr TSP	113				
TMCLKL	HY/2012/07	2017-11-29	ASR9	8:50	1-hr TSP	65				
TMCLKL	HY/2012/07	2017-11-29	ASR9	9:52	1-hr TSP	60				
TMCLKL	HY/2012/07	2017-11-29	ASR9	11:05	1-hr TSP	39				
				Average		83				
				Min.		35				
				Max.		148				

24-hour TSP Monitoring Results at Air Quality Monitoring Station ASR8A

Project	Works	Date(yyyy-mm-dd)	Station	Time (hh:mm, 24hour)	Parameter	Results (ug/m3)	Action Level (ug/m3)	Limit Level (ug/m3)
TMCLKL	HY/2012/07	2017-11-02	ASR8A	11:43	24-hr TSP	70	178	260
TMCLKL	HY/2012/07	2017-11-08	ASR8A	11:48	24-hr TSP	53		
TMCLKL	HY/2012/07	2017-11-14	ASR8A	11:50	24-hr TSP	30		
TMCLKL	HY/2012/07	2017-11-20	ASR8A	11:44	24-hr TSP	53		
TMCLKL	HY/2012/07	2017-11-23	ASR8A	11:55	24-hr TSP	109		
TMCLKL	HY/2012/07	2017-11-29	ASR8A	11:57	24-hr TSP	70		
					Average	64		
					Min.	30		
					Max.	109		

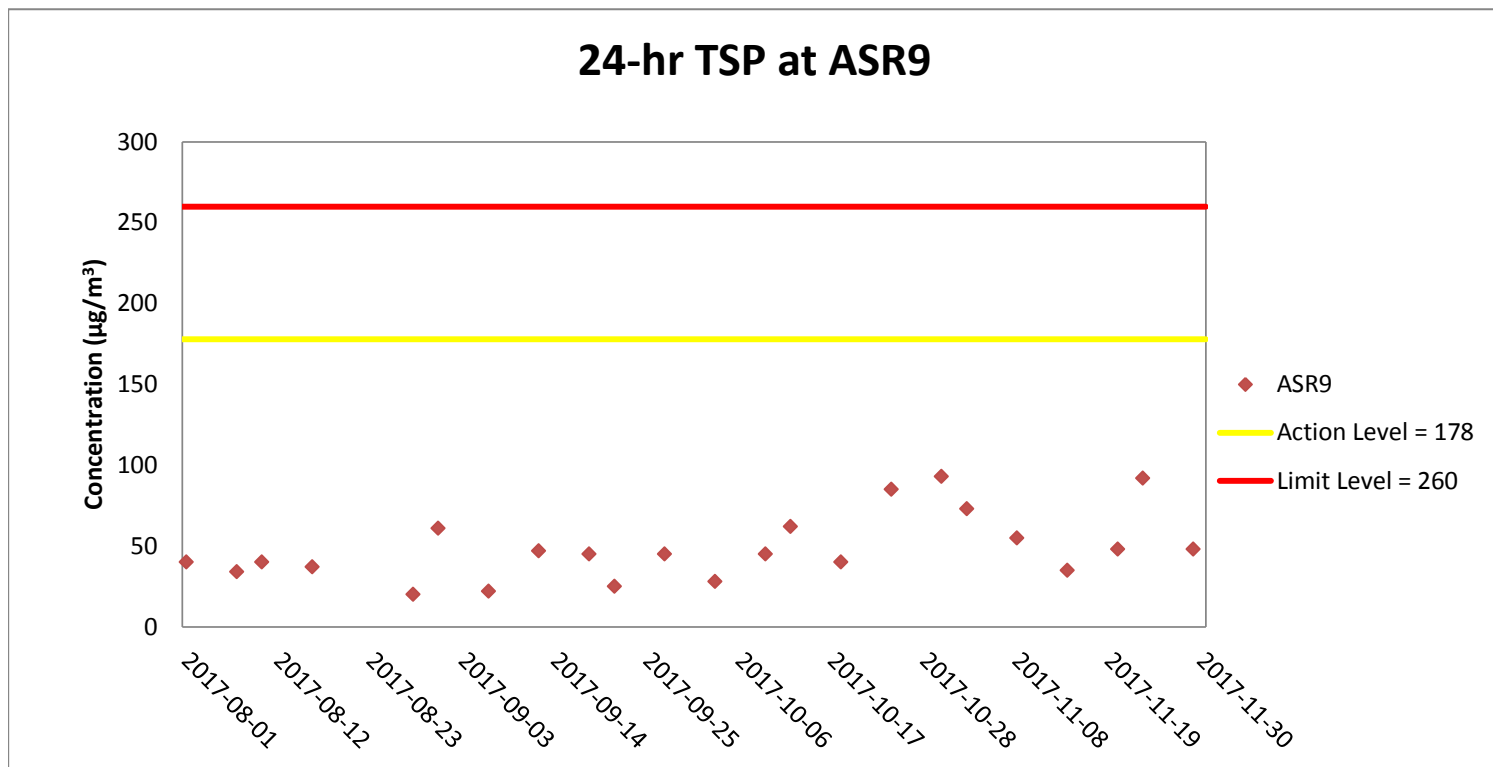
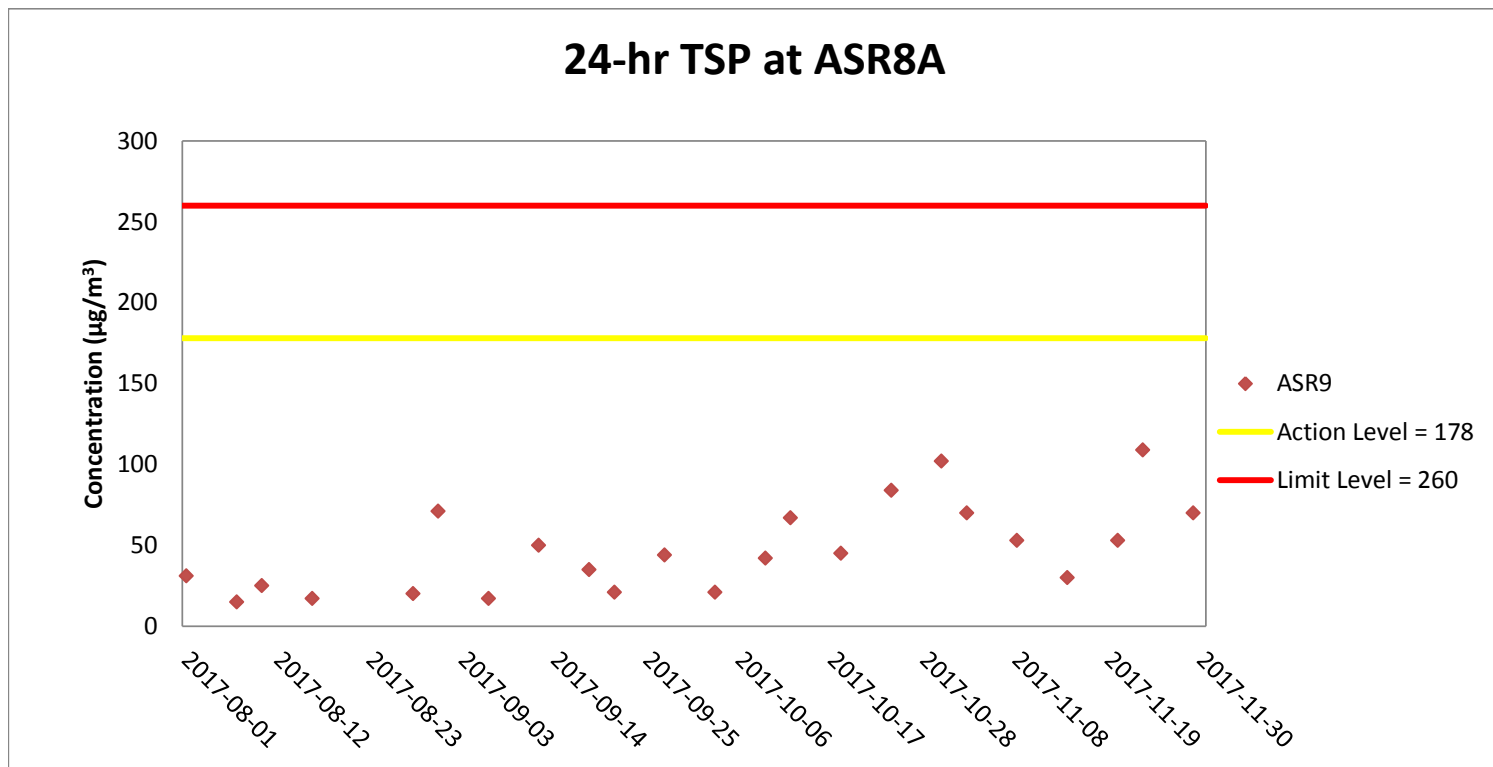
24-hour TSP Monitoring Results at Air Quality Monitoring Station ASR9

Project	Works	Date(yyyy-mm-dd)	Station	Time (hh:mm, 24hour)	Parameter	Results (ug/m3)	Action Level (ug/m3)	Limit Level (ug/m3)
TMCLKL	HY/2012/07	2017-11-02	ASR9	11:54	24-hr TSP	73	178	260
TMCLKL	HY/2012/07	2017-11-08	ASR9	11:59	24-hr TSP	55		
TMCLKL	HY/2012/07	2017-11-14	ASR9	12:02	24-hr TSP	35		
TMCLKL	HY/2012/07	2017-11-20	ASR9	11:55	24-hr TSP	48		
TMCLKL	HY/2012/07	2017-11-23	ASR9	12:06	24-hr TSP	92		
TMCLKL	HY/2012/07	2017-11-29	ASR9	12:07	24-hr TSP	48		
					Average	59		
					Min.	35		
					Max.	92		



Weather condition within the reporting period varied between sunny to rainy.

Major construction works undertaken within the reporting period include Pier construction; Re-alignment of Cheung Tung Road; Road works along North Lantau Highway; Launching gantry operation;; Installation of pier head and deck segments; and Slope work of Viaducts A, B & C.



Weather condition within the reporting period varied between sunny to rainy.
 Major construction works undertaken within the reporting period include Pier construction; Re-alignment of Cheung Tung Road; Road works along North Lantau Highway; Launching gantry operation; Installation of pier head and deck segments; and Slope work of Viaducts A, B & C.