

1-hour TSP Monitoring Results at Air Quality Monitoring Station ASR8A

| Project | Works | Date(yyyy-mm-dd) | Station | Time (hh:mm, 24hour) | Parameter | Results (ug/m3) | Action Level (ug/m3) | Limit Level (ug/m3) | | |
|---------|------------|------------------|---------|----------------------|-----------|-----------------|----------------------|---------------------|----|--|
| TMCLKL | HY/2012/07 | 2018-01-04 | ASR8A | 8:10 | 1-hr TSP | 99 | 394 | 500 | | |
| TMCLKL | HY/2012/07 | 2018-01-04 | ASR8A | 9:12 | 1-hr TSP | 49 | | | | |
| TMCLKL | HY/2012/07 | 2018-01-04 | ASR8A | 10:14 | 1-hr TSP | 39 | | | | |
| TMCLKL | HY/2012/07 | 2018-01-10 | ASR8A | 8:05 | 1-hr TSP | 70 | | | | |
| TMCLKL | HY/2012/07 | 2018-01-10 | ASR8A | 9:07 | 1-hr TSP | 66 | | | | |
| TMCLKL | HY/2012/07 | 2018-01-10 | ASR8A | 10:09 | 1-hr TSP | 65 | | | | |
| TMCLKL | HY/2012/07 | 2018-01-16 | ASR8A | 8:03 | 1-hr TSP | 51 | | | | |
| TMCLKL | HY/2012/07 | 2018-01-16 | ASR8A | 9:05 | 1-hr TSP | 66 | | | | |
| TMCLKL | HY/2012/07 | 2018-01-16 | ASR8A | 10:07 | 1-hr TSP | 93 | | | | |
| TMCLKL | HY/2012/07 | 2018-01-22 | ASR8A | 8:30 | 1-hr TSP | 110 | | | | |
| TMCLKL | HY/2012/07 | 2018-01-22 | ASR8A | 9:32 | 1-hr TSP | 237 | | | | |
| TMCLKL | HY/2012/07 | 2018-01-22 | ASR8A | 10:35 | 1-hr TSP | 294 | | | | |
| TMCLKL | HY/2012/07 | 2018-01-25 | ASR8A | 8:06 | 1-hr TSP | 69 | | | | |
| TMCLKL | HY/2012/07 | 2018-01-25 | ASR8A | 9:08 | 1-hr TSP | 53 | | | | |
| TMCLKL | HY/2012/07 | 2018-01-25 | ASR8A | 10:10 | 1-hr TSP | 19 | | | | |
| TMCLKL | HY/2012/07 | 2018-01-31 | ASR8A | 8:00 | 1-hr TSP | 36 | | | | |
| TMCLKL | HY/2012/07 | 2018-01-31 | ASR8A | 9:02 | 1-hr TSP | 13 | | | | |
| TMCLKL | HY/2012/07 | 2018-01-31 | ASR8A | 10:05 | 1-hr TSP | 13 | | | | |
| | | | | | | Average | | | 80 | |
| | | | | | | Min. | | | 13 | |
| | | | | | | Max. | 294 | | | |

1-hour TSP Monitoring Results at Air Quality Monitoring Station ASR9

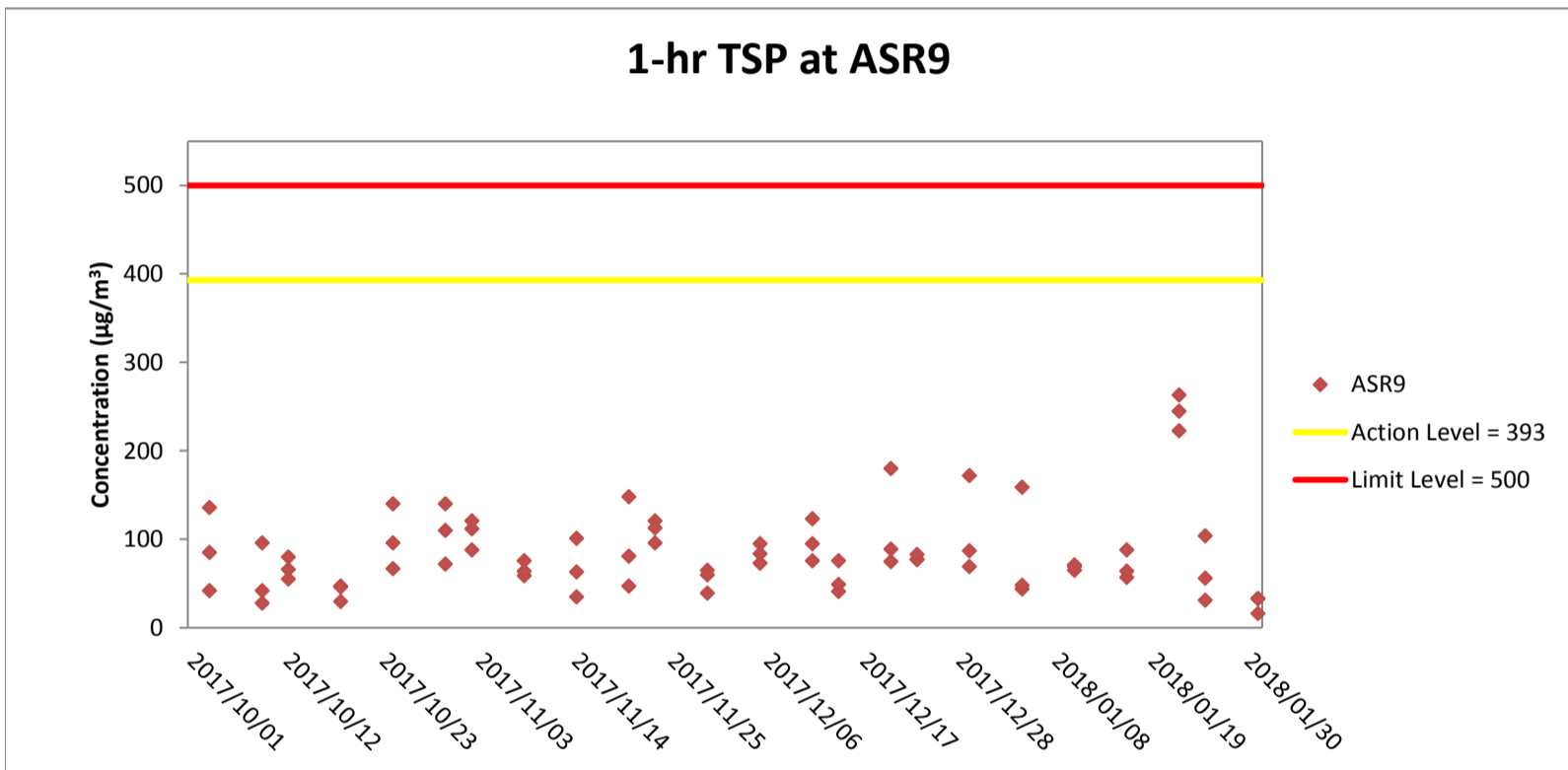
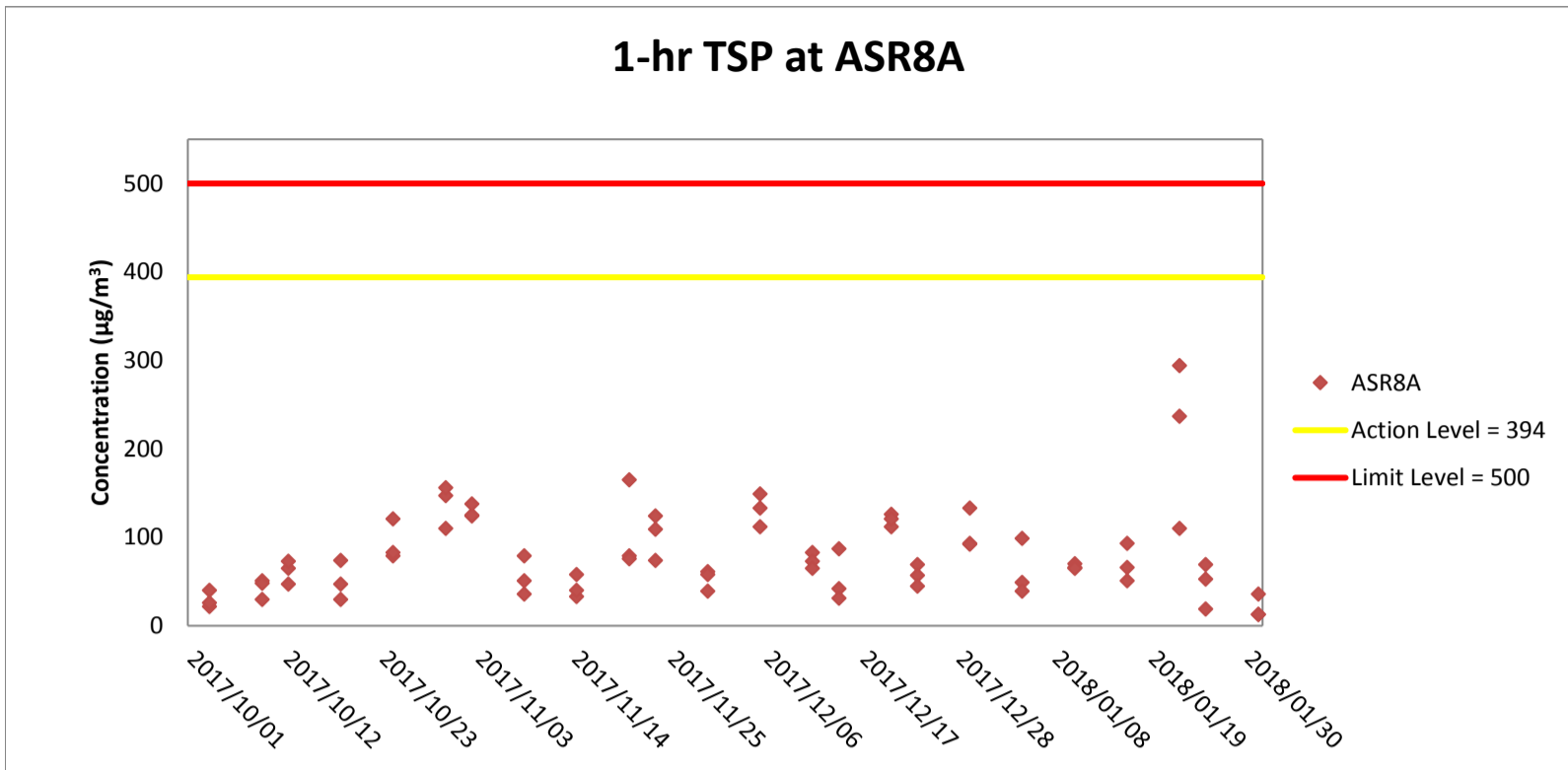
| Project | Works | Date(yyyy-mm-dd) | Station | Time (hh:mm, 24hour) | Parameter | Results (ug/m3) | Action Level (ug/m3) | Limit Level (ug/m3) | | |
|---------|------------|------------------|---------|----------------------|-----------|-----------------|----------------------|---------------------|----|--|
| TMCLKL | HY/2012/07 | 2018-01-04 | ASR9 | 8:22 | 1-hr TSP | 159 | 393 | 500 | | |
| TMCLKL | HY/2012/07 | 2018-01-04 | ASR9 | 9:24 | 1-hr TSP | 44 | | | | |
| TMCLKL | HY/2012/07 | 2018-01-04 | ASR9 | 10:26 | 1-hr TSP | 48 | | | | |
| TMCLKL | HY/2012/07 | 2018-01-10 | ASR9 | 8:16 | 1-hr TSP | 71 | | | | |
| TMCLKL | HY/2012/07 | 2018-01-10 | ASR9 | 9:18 | 1-hr TSP | 65 | | | | |
| TMCLKL | HY/2012/07 | 2018-01-10 | ASR9 | 10:20 | 1-hr TSP | 69 | | | | |
| TMCLKL | HY/2012/07 | 2018-01-16 | ASR9 | 8:14 | 1-hr TSP | 88 | | | | |
| TMCLKL | HY/2012/07 | 2018-01-16 | ASR9 | 9:16 | 1-hr TSP | 57 | | | | |
| TMCLKL | HY/2012/07 | 2018-01-16 | ASR9 | 10:18 | 1-hr TSP | 64 | | | | |
| TMCLKL | HY/2012/07 | 2018-01-22 | ASR9 | 8:40 | 1-hr TSP | 245 | | | | |
| TMCLKL | HY/2012/07 | 2018-01-22 | ASR9 | 9:42 | 1-hr TSP | 223 | | | | |
| TMCLKL | HY/2012/07 | 2018-01-22 | ASR9 | 10:46 | 1-hr TSP | 263 | | | | |
| TMCLKL | HY/2012/07 | 2018-01-25 | ASR9 | 8:17 | 1-hr TSP | 104 | | | | |
| TMCLKL | HY/2012/07 | 2018-01-25 | ASR9 | 9:19 | 1-hr TSP | 56 | | | | |
| TMCLKL | HY/2012/07 | 2018-01-25 | ASR9 | 10:21 | 1-hr TSP | 31 | | | | |
| TMCLKL | HY/2012/07 | 2018-01-31 | ASR9 | 8:10 | 1-hr TSP | 33 | | | | |
| TMCLKL | HY/2012/07 | 2018-01-31 | ASR9 | 9:12 | 1-hr TSP | 16 | | | | |
| TMCLKL | HY/2012/07 | 2018-01-31 | ASR9 | 10:17 | 1-hr TSP | 33 | | | | |
| | | | | | | Average | | | 93 | |
| | | | | | | Min. | | | 16 | |
| | | | | | | Max. | 263 | | | |

24-hour TSP Monitoring Results at Air Quality Monitoring Station ASR8A

| Project | Works | Date(yyyy-mm-dd) | Station | Time (hh:mm, 24hour) | Parameter | Results (ug/m3) | Action Level (ug/m3) | Limit Level (ug/m3) |
|---------|------------|------------------|---------|----------------------|-----------|-----------------|----------------------|---------------------|
| TMCLKL | HY/2012/07 | 2018-01-04 | ASR8A | 11:28 | 24-hr TSP | 41 | 178 | 260 |
| TMCLKL | HY/2012/07 | 2018-01-10 | ASR8A | 11:11 | 24-hr TSP | 73 | | |
| TMCLKL | HY/2012/07 | 2018-01-16 | ASR8A | 11:10 | 24-hr TSP | 101 | | |
| TMCLKL | HY/2012/07 | 2018-01-22 | ASR8A | 11:37 | 24-hr TSP | 131 | | |
| TMCLKL | HY/2012/07 | 2018-01-25 | ASR8A | 11:14 | 24-hr TSP | 54 | | |
| TMCLKL | HY/2012/07 | 2018-01-31 | ASR8A | 11:07 | 24-hr TSP | 46 | | |
| | | | | | | Average | 74 | |
| | | | | | | Min. | 41 | |
| | | | | | | Max. | 131 | |

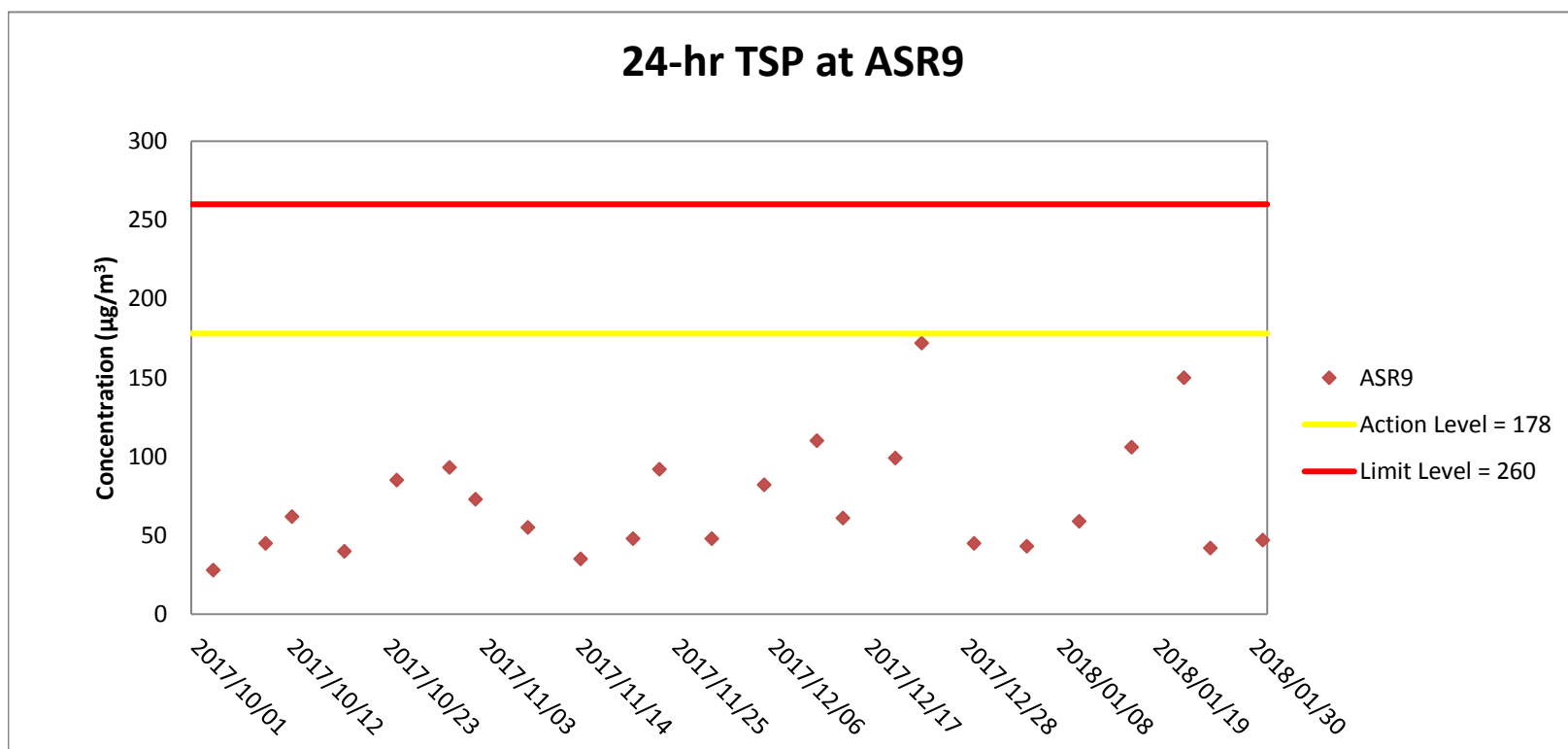
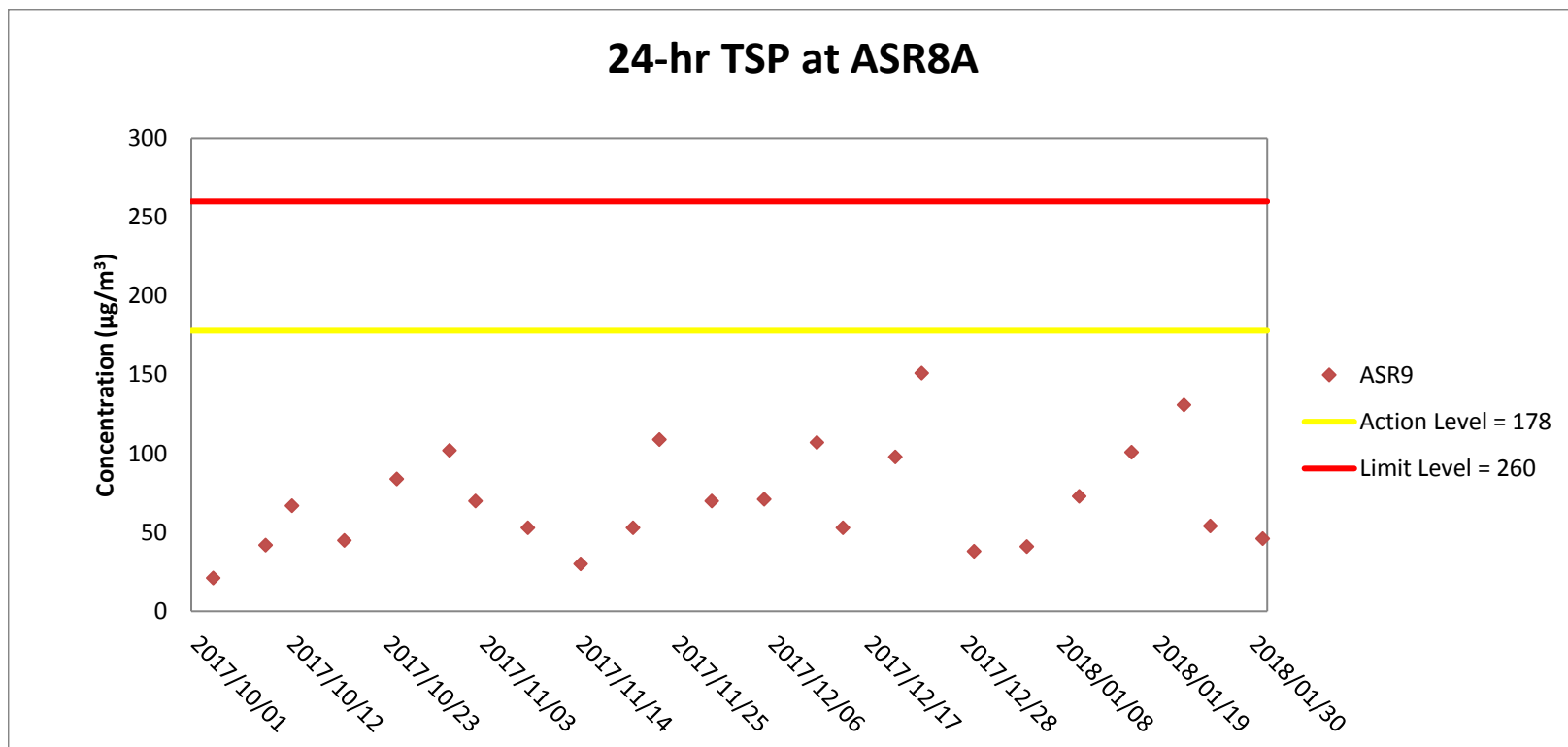
24-hour TSP Monitoring Results at Air Quality Monitoring Station ASR9

| Project | Works | Date(yyyy-mm-dd) | Station | Time (hh:mm, 24hour) | Parameter | Results (ug/m3) | Action Level (ug/m3) | Limit Level (ug/m3) |
|---------|------------|------------------|---------|----------------------|-----------|-----------------|----------------------|---------------------|
| TMCLKL | HY/2012/07 | 2018-01-04 | ASR9 | 11:40 | 24-hr TSP | 43 | 178 | 260 |
| TMCLKL | HY/2012/07 | 2018-01-10 | ASR9 | 11:22 | 24-hr TSP | 59 | | |
| TMCLKL | HY/2012/07 | 2018-01-16 | ASR9 | 11:22 | 24-hr TSP | 106 | | |
| TMCLKL | HY/2012/07 | 2018-01-22 | ASR9 | 11:48 | 24-hr TSP | 150 | | |
| TMCLKL | HY/2012/07 | 2018-01-25 | ASR9 | 11:26 | 24-hr TSP | 42 | | |
| TMCLKL | HY/2012/07 | 2018-01-31 | ASR9 | 11:19 | 24-hr TSP | 47 | | |
| | | | | | | Average | 75 | |
| | | | | | | Min. | 42 | |
| | | | | | | Max. | 150 | |



Weather condition within the reporting period varied between sunny to rainy.

Major construction works undertaken within the reporting period include Pier construction; Re-alignment of Cheung Tung Road; Road works along North Lantau Highway; Installation of pier head and deck segments; Asphalt paving; Sign gantries construction; Parapet installation; and Slope work of Viaducts A, B, C & D.



Weather condition within the reporting period varied between sunny to rainy.

Major construction works undertaken within the reporting period include Pier construction; Re-alignment of Cheung Tung Road; Road works along North Lantau Highway; Installation of pier head and deck segments; Asphalt paving; Sign gantries construction; Parapet installation; and Slope work of Viaducts A, B,C & D.