

## 1-hour TSP Monitoring Results at Air Quality Monitoring Station ASR8A

Project	Works	Date(yyyy-mm-dd)	Station	Time (hh:mm, 24hour)	Parameter	Results (ug/m3)	Action Level (ug/m3)	Limit Level (ug/m3)		
TMCLKL	HY/2012/07	2018-04-04	ASR8A	9:02	1-hr TSP	84	394	500		
TMCLKL	HY/2012/07	2018-04-04	ASR8A	10:04	1-hr TSP	41				
TMCLKL	HY/2012/07	2018-04-04	ASR8A	11:08	1-hr TSP	80				
TMCLKL	HY/2012/07	2018-04-10	ASR8A	8:10	1-hr TSP	94				
TMCLKL	HY/2012/07	2018-04-10	ASR8A	9:25	1-hr TSP	69				
TMCLKL	HY/2012/07	2018-04-10	ASR8A	10:40	1-hr TSP	52				
TMCLKL	HY/2012/07	2018-04-16	ASR8A	8:00	1-hr TSP	91				
TMCLKL	HY/2012/07	2018-04-16	ASR8A	9:02	1-hr TSP	59				
TMCLKL	HY/2012/07	2018-04-16	ASR8A	10:10	1-hr TSP	62				
TMCLKL	HY/2012/07	2018-04-19	ASR8A	8:02	1-hr TSP	105				
TMCLKL	HY/2012/07	2018-04-19	ASR8A	9:04	1-hr TSP	95				
TMCLKL	HY/2012/07	2018-04-19	ASR8A	10:08	1-hr TSP	105				
TMCLKL	HY/2012/07	2018-04-25	ASR8A	13:10	1-hr TSP	83				
TMCLKL	HY/2012/07	2018-04-25	ASR8A	14:22	1-hr TSP	72				
TMCLKL	HY/2012/07	2018-04-25	ASR8A	15:24	1-hr TSP	69				
TMCLKL	HY/2012/07	2018-04-28	ASR8A	9:00	1-hr TSP	152				
TMCLKL	HY/2012/07	2018-04-28	ASR8A	10:10	1-hr TSP	121				
TMCLKL	HY/2012/07	2018-04-28	ASR8A	11:12	1-hr TSP	120				
					Average	86				
					Min.	41				
					Max.	152				

## 1-hour TSP Monitoring Results at Air Quality Monitoring Station ASR9

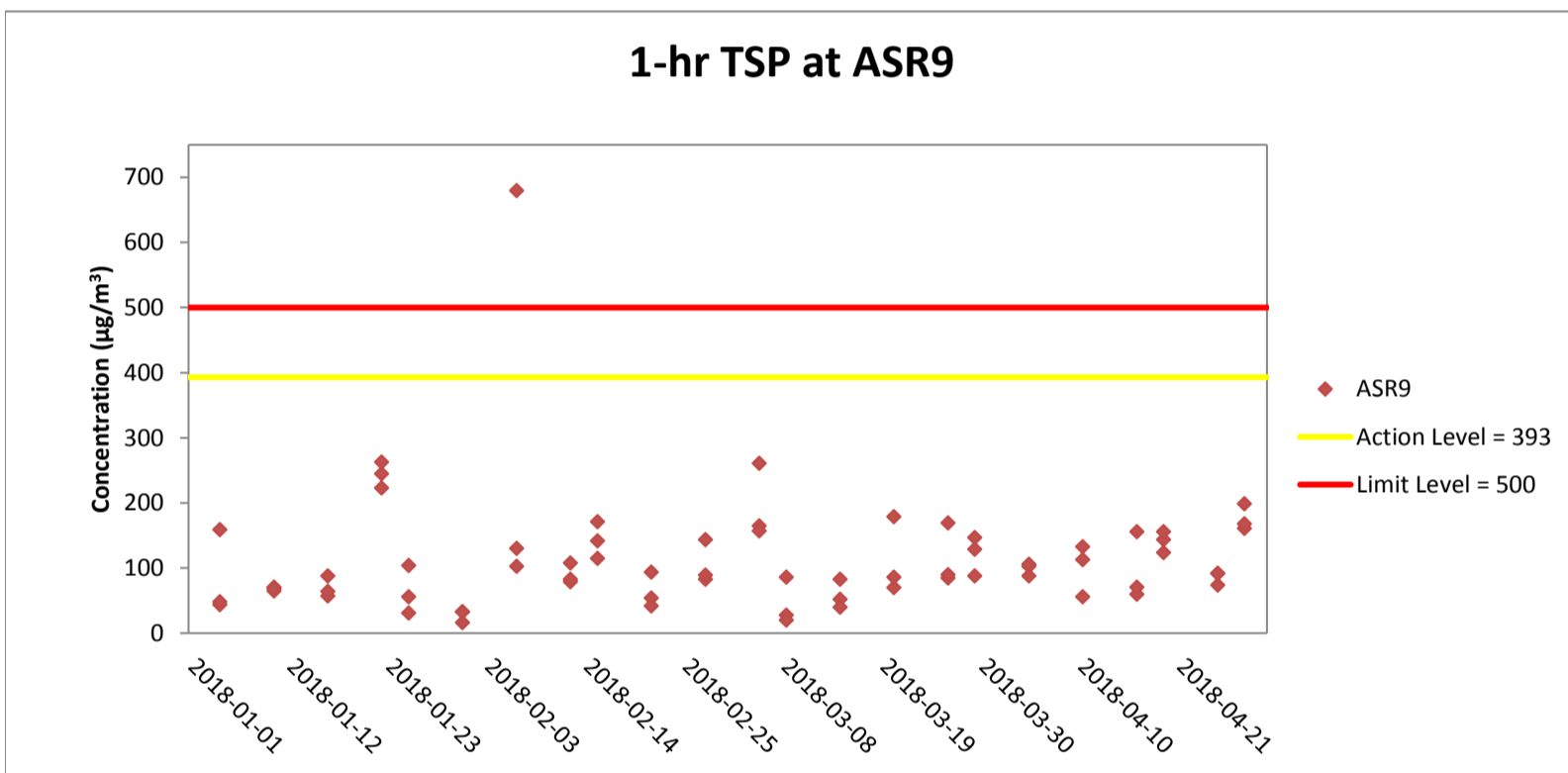
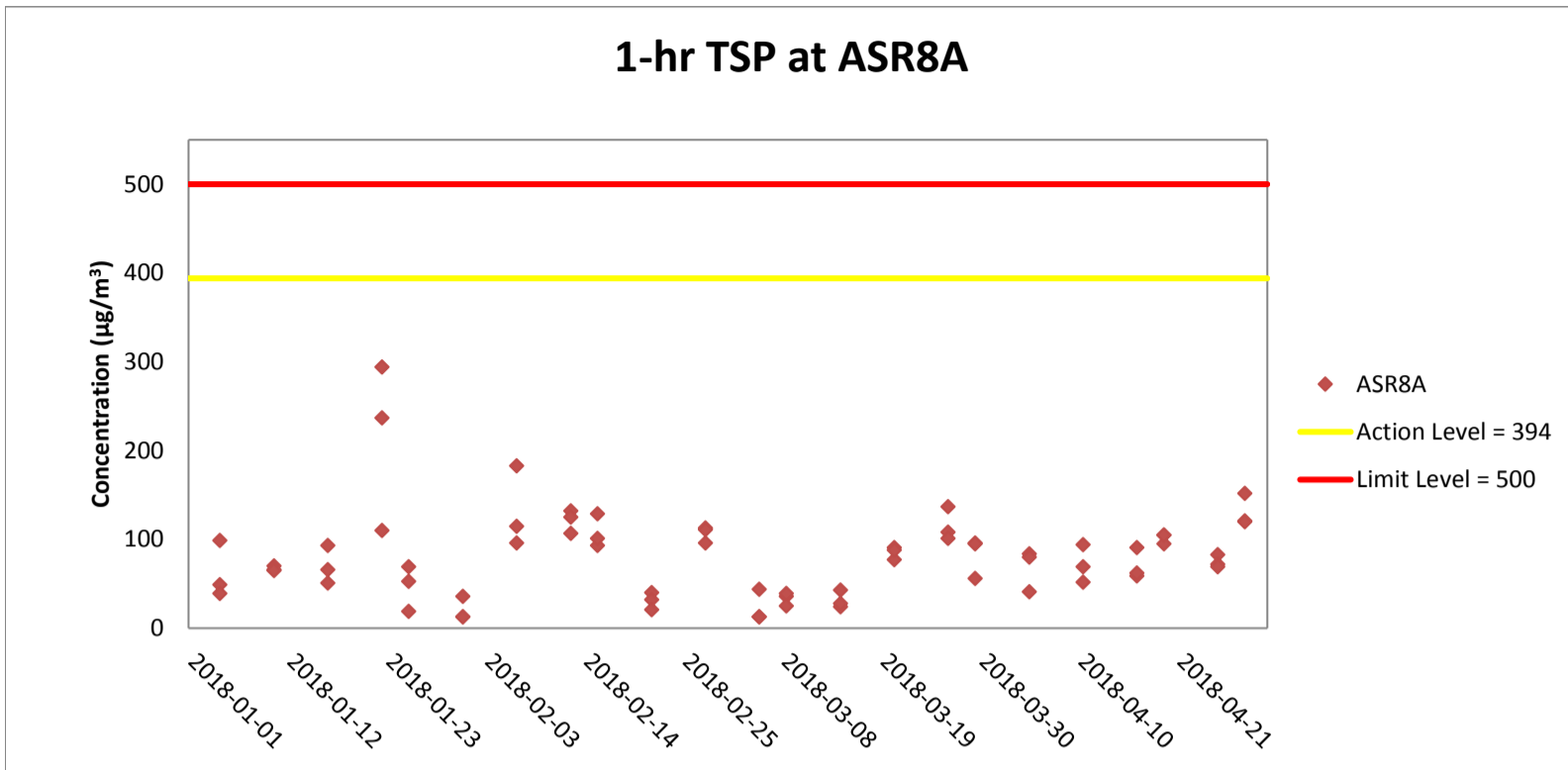
Project	Works	Date(yyyy-mm-dd)	Station	Time (hh:mm, 24hour)	Parameter	Results (ug/m3)	Action Level (ug/m3)	Limit Level (ug/m3)		
TMCLKL	HY/2012/07	2018-04-04	ASR9	8:50	1-hr TSP	103	393	500		
TMCLKL	HY/2012/07	2018-04-04	ASR9	9:52	1-hr TSP	88				
TMCLKL	HY/2012/07	2018-04-04	ASR9	10:55	1-hr TSP	106				
TMCLKL	HY/2012/07	2018-04-10	ASR9	8:20	1-hr TSP	133				
TMCLKL	HY/2012/07	2018-04-10	ASR9	9:35	1-hr TSP	113				
TMCLKL	HY/2012/07	2018-04-10	ASR9	10:50	1-hr TSP	56				
TMCLKL	HY/2012/07	2018-04-16	ASR9	8:10	1-hr TSP	156				
TMCLKL	HY/2012/07	2018-04-16	ASR9	9:12	1-hr TSP	60				
TMCLKL	HY/2012/07	2018-04-16	ASR9	10:22	1-hr TSP	71				
TMCLKL	HY/2012/07	2018-04-19	ASR9	8:13	1-hr TSP	144				
TMCLKL	HY/2012/07	2018-04-19	ASR9	9:15	1-hr TSP	124				
TMCLKL	HY/2012/07	2018-04-19	ASR9	10:30	1-hr TSP	156				
TMCLKL	HY/2012/07	2018-04-25	ASR9	13:22	1-hr TSP	92				
TMCLKL	HY/2012/07	2018-04-25	ASR9	14:33	1-hr TSP	74				
TMCLKL	HY/2012/07	2018-04-25	ASR9	15:35	1-hr TSP	92				
TMCLKL	HY/2012/07	2018-04-28	ASR9	9:13	1-hr TSP	199				
TMCLKL	HY/2012/07	2018-04-28	ASR9	10:25	1-hr TSP	161				
TMCLKL	HY/2012/07	2018-04-28	ASR9	11:27	1-hr TSP	168				
					Average	116				
					Min.	56				
					Max.	199				

**24-hour TSP Monitoring Results at Air Quality Monitoring Station ASR8A**

Project	Works	Date(yyyy-mm-dd)	Station	Time (hh:mm, 24hour)	Parameter	Results (ug/m3)	Action Level (ug/m3)	Limit Level (ug/m3)
TMCLKL	HY/2012/07	2018-04-04	ASR8A	12:10	24-hr TSP	50	178	260
TMCLKL	HY/2012/07	2018-04-10	ASR8A	11:42	24-hr TSP	49		
TMCLKL	HY/2012/07	2018-04-16	ASR8A	11:12	24-hr TSP	52		
TMCLKL	HY/2012/07	2018-04-19	ASR8A	11:10	24-hr TSP	72		
TMCLKL	HY/2012/07	2018-04-25	ASR8A	16:26	24-hr TSP	57		
TMCLKL	HY/2012/07	2018-04-28	ASR8A	12:14	24-hr TSP	63		
						Average	57	
						Min.	49	
						Max.	72	

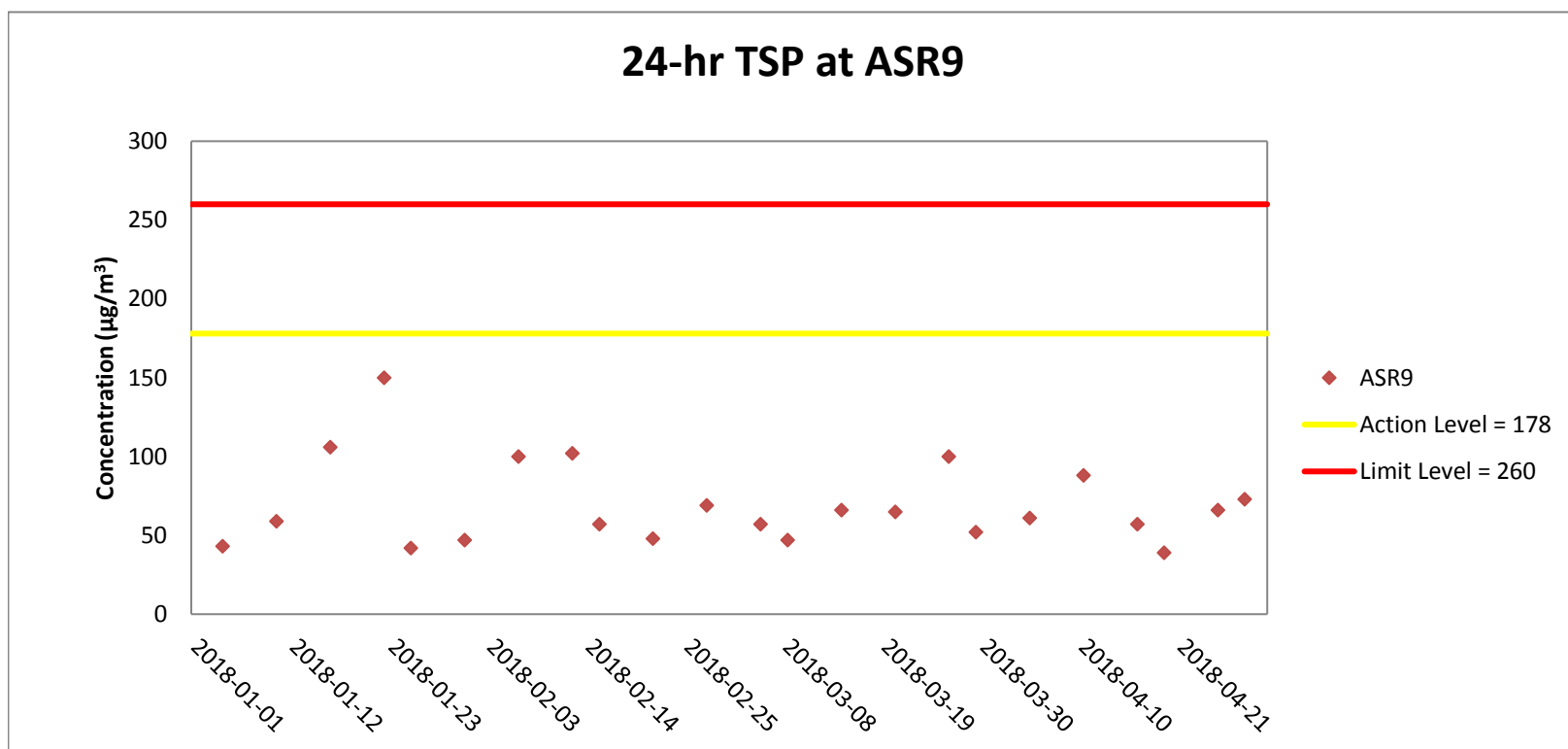
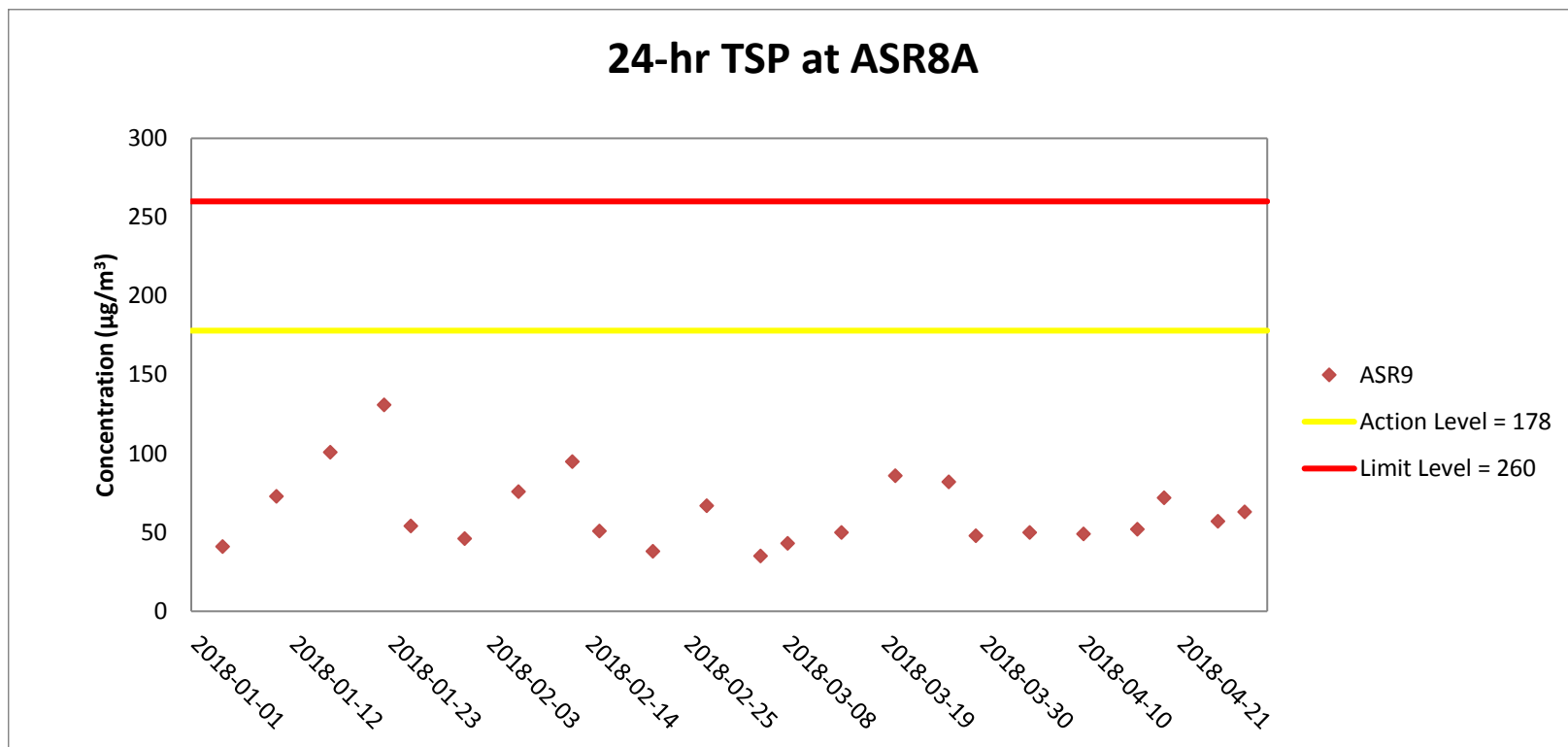
**24-hour TSP Monitoring Results at Air Quality Monitoring Station ASR9**

Project	Works	Date(yyyy-mm-dd)	Station	Time (hh:mm, 24hour)	Parameter	Results (ug/m3)	Action Level (ug/m3)	Limit Level (ug/m3)
TMCLKL	HY/2012/07	2018-04-04	ASR9	11:57	24-hr TSP	61	178	260
TMCLKL	HY/2012/07	2018-04-10	ASR9	11:52	24-hr TSP	88		
TMCLKL	HY/2012/07	2018-04-16	ASR9	11:24	24-hr TSP	57		
TMCLKL	HY/2012/07	2018-04-19	ASR9	11:32	24-hr TSP	39		
TMCLKL	HY/2012/07	2018-04-25	ASR9	16:37	24-hr TSP	66		
TMCLKL	HY/2012/07	2018-04-28	ASR9	12:29	24-hr TSP	73		
						Average	64	
						Min.	39	
						Max.	88	



Weather condition within the reporting period varied between sunny to rainy.

Major construction works undertaken within the reporting period include Pier construction; Re-alignment of Cheung Tung Road; Road works along North Lantau Highway; Installation of pier head and deck segments; Asphalt paving; Sign gantries construction; Parapet installation; and Slope work of Viaducts A, B, C & D.



Weather condition within the reporting period varied between sunny to rainy.

Major construction works undertaken within the reporting period include Pier construction; Re-alignment of Cheung Tung Road; Road works along North Lantau Highway; Installation of pier head and deck segments; Asphalt paving; Sign gantries construction; Parapet installation; and Slope work of Viaducts A, B, C & D.