

Appendix G

Impact Air Quality
Monitoring Results and
Graphical Presentation

1-hour TSP Monitoring Results at Air Quality Monitoring Station ASR8A

Project	Works	Date(yyyy-mm-dd)	Station	Time (hh:mm, 24hour)	Parameter	Results (ug/m3)	Action Level (ug/m3)	Limit Level (ug/m3)		
TMCLKL	HY/2012/07	2018-05-04	ASR8A	8:00	1-hr TSP	147	394	500		
TMCLKL	HY/2012/07	2018-05-04	ASR8A	9:02	1-hr TSP	88				
TMCLKL	HY/2012/07	2018-05-04	ASR8A	10:10	1-hr TSP	102				
TMCLKL	HY/2012/07	2018-05-10	ASR8A	8:30	1-hr TSP	91				
TMCLKL	HY/2012/07	2018-05-10	ASR8A	9:32	1-hr TSP	164				
TMCLKL	HY/2012/07	2018-05-10	ASR8A	10:40	1-hr TSP	45				
TMCLKL	HY/2012/07	2018-05-16	ASR8A	8:00	1-hr TSP	56				
TMCLKL	HY/2012/07	2018-05-16	ASR8A	9:02	1-hr TSP	30				
TMCLKL	HY/2012/07	2018-05-16	ASR8A	10:04	1-hr TSP	28				
TMCLKL	HY/2012/07	2018-05-19	ASR8A	8:04	1-hr TSP	81				
TMCLKL	HY/2012/07	2018-05-19	ASR8A	9:06	1-hr TSP	73				
TMCLKL	HY/2012/07	2018-05-19	ASR8A	10:10	1-hr TSP	79				
TMCLKL	HY/2012/07	2018-05-25	ASR8A	8:00	1-hr TSP	47				
TMCLKL	HY/2012/07	2018-05-25	ASR8A	9:02	1-hr TSP	21				
TMCLKL	HY/2012/07	2018-05-25	ASR8A	10:10	1-hr TSP	14				
TMCLKL	HY/2012/07	2018-05-31	ASR8A	8:27	1-hr TSP	121				
TMCLKL	HY/2012/07	2018-05-31	ASR8A	9:29	1-hr TSP	236				
TMCLKL	HY/2012/07	2018-05-31	ASR8A	10:35	1-hr TSP	124				
				Average		86				
				Min.		14				
				Max.		236				

1-hour TSP Monitoring Results at Air Quality Monitoring Station ASR9

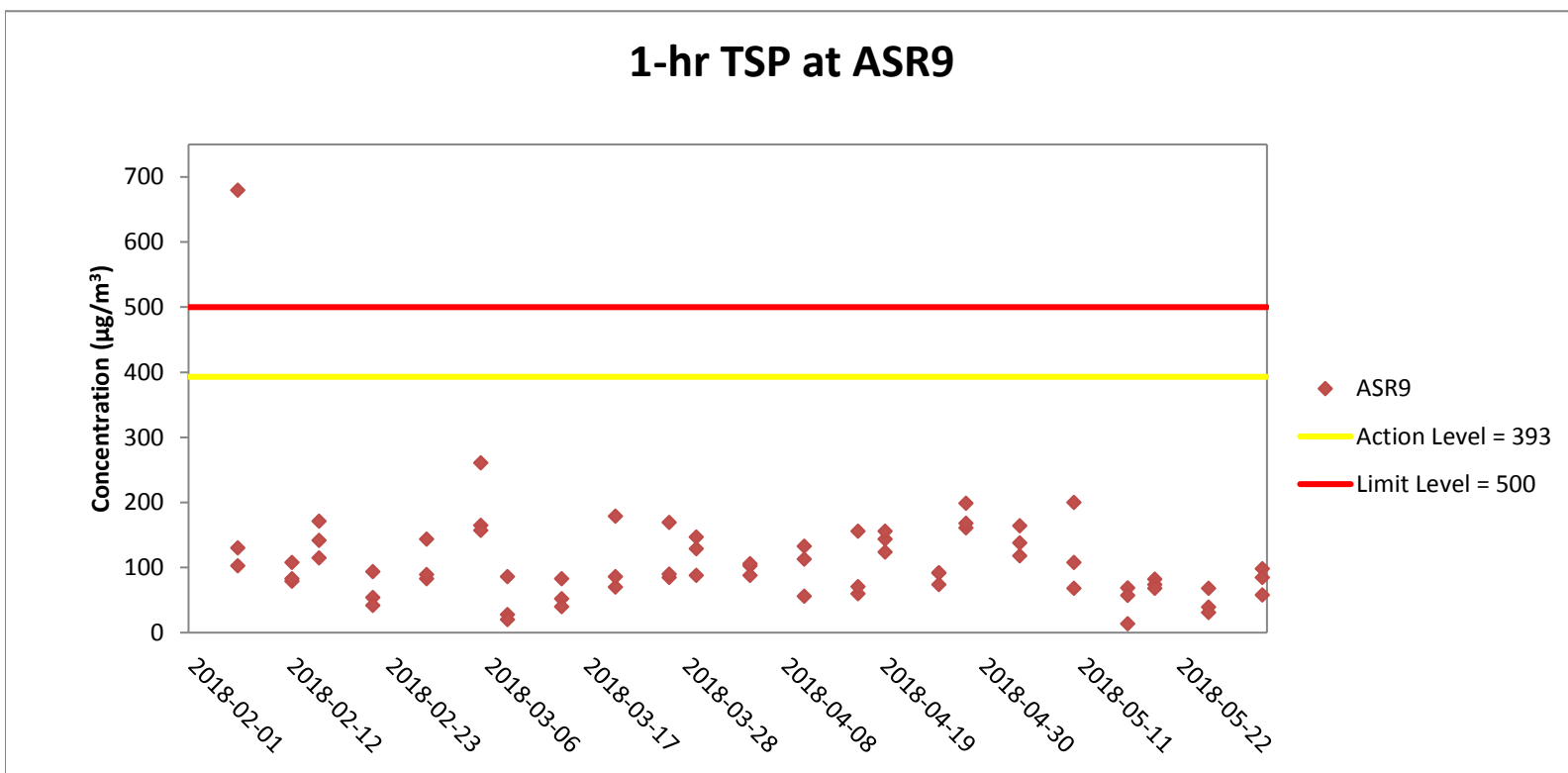
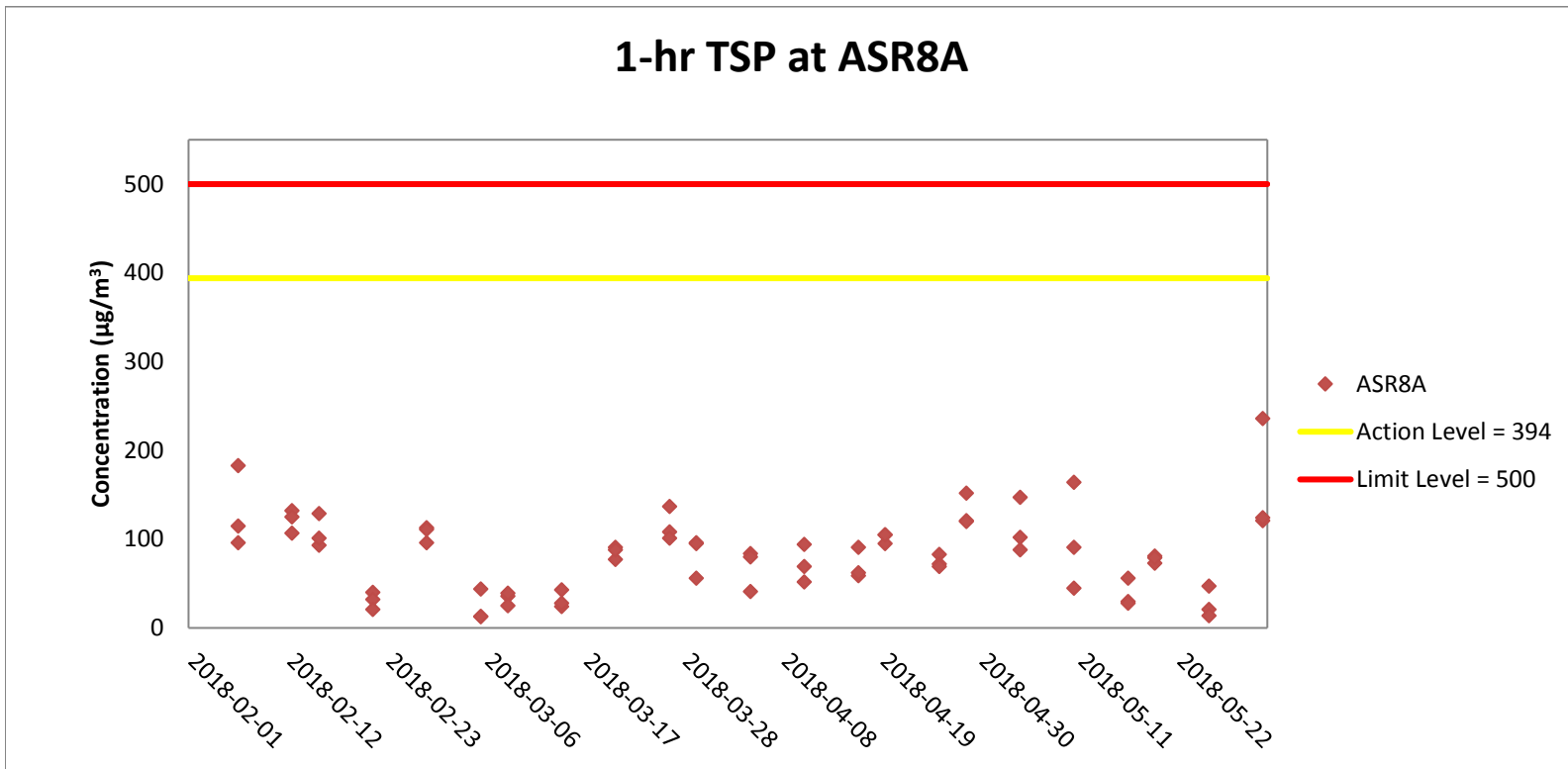
Project	Works	Date(yyyy-mm-dd)	Station	Time (hh:mm, 24hour)	Parameter	Results (ug/m3)	Action Level (ug/m3)	Limit Level (ug/m3)		
TMCLKL	HY/2012/07	2018-05-04	ASR9	8:12	1-hr TSP	164	393	500		
TMCLKL	HY/2012/07	2018-05-04	ASR9	9:14	1-hr TSP	118				
TMCLKL	HY/2012/07	2018-05-04	ASR9	10:21	1-hr TSP	138				
TMCLKL	HY/2012/07	2018-05-10	ASR9	8:40	1-hr TSP	200				
TMCLKL	HY/2012/07	2018-05-10	ASR9	9:42	1-hr TSP	108				
TMCLKL	HY/2012/07	2018-05-10	ASR9	10:51	1-hr TSP	68				
TMCLKL	HY/2012/07	2018-05-16	ASR9	8:10	1-hr TSP	14				
TMCLKL	HY/2012/07	2018-05-16	ASR9	9:12	1-hr TSP	69				
TMCLKL	HY/2012/07	2018-05-16	ASR9	10:14	1-hr TSP	57				
TMCLKL	HY/2012/07	2018-05-19	ASR9	8:15	1-hr TSP	82				
TMCLKL	HY/2012/07	2018-05-19	ASR9	9:17	1-hr TSP	74				
TMCLKL	HY/2012/07	2018-05-19	ASR9	10:22	1-hr TSP	68				
TMCLKL	HY/2012/07	2018-05-25	ASR9	8:11	1-hr TSP	68				
TMCLKL	HY/2012/07	2018-05-25	ASR9	9:13	1-hr TSP	39				
TMCLKL	HY/2012/07	2018-05-25	ASR9	10:23	1-hr TSP	31				
TMCLKL	HY/2012/07	2018-05-31	ASR9	8:38	1-hr TSP	98				
TMCLKL	HY/2012/07	2018-05-31	ASR9	9:40	1-hr TSP	58				
TMCLKL	HY/2012/07	2018-05-31	ASR9	10:47	1-hr TSP	85				
				Average		86				
				Min.		14				
				Max.		200				

24-hour TSP Monitoring Results at Air Quality Monitoring Station ASR8A

Project	Works	Date(yyyy-mm-dd)	Station	Time (hh:mm, 24hour)	Parameter	Results (ug/m3)	Action Level (ug/m3)	Limit Level (ug/m3)
TMCLKL	HY/2012/07	2018-05-04	ASR8A	11:12	24-hr TSP	65	178	260
TMCLKL	HY/2012/07	2018-05-10	ASR8A	11:42	24-hr TSP	58		
TMCLKL	HY/2012/07	2018-05-16	ASR8A	11:08	24-hr TSP	14		
TMCLKL	HY/2012/07	2018-05-19	ASR8A	11:12	24-hr TSP	26		
TMCLKL	HY/2012/07	2018-05-25	ASR8A	11:12	24-hr TSP	10		
TMCLKL	HY/2012/07	2018-05-31	ASR8A	11:37	24-hr TSP	34		
						Average	35	
						Min.	10	
						Max.	65	

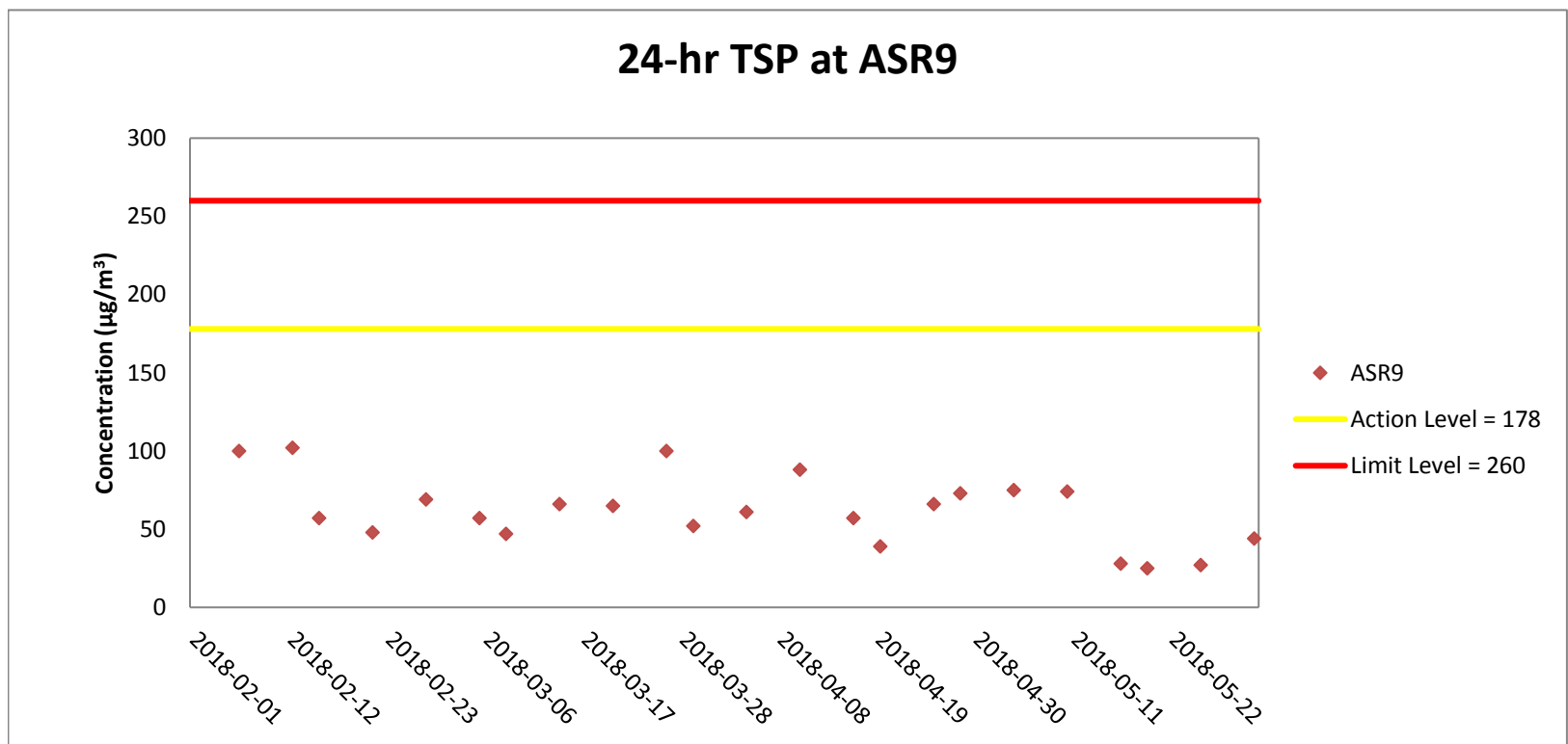
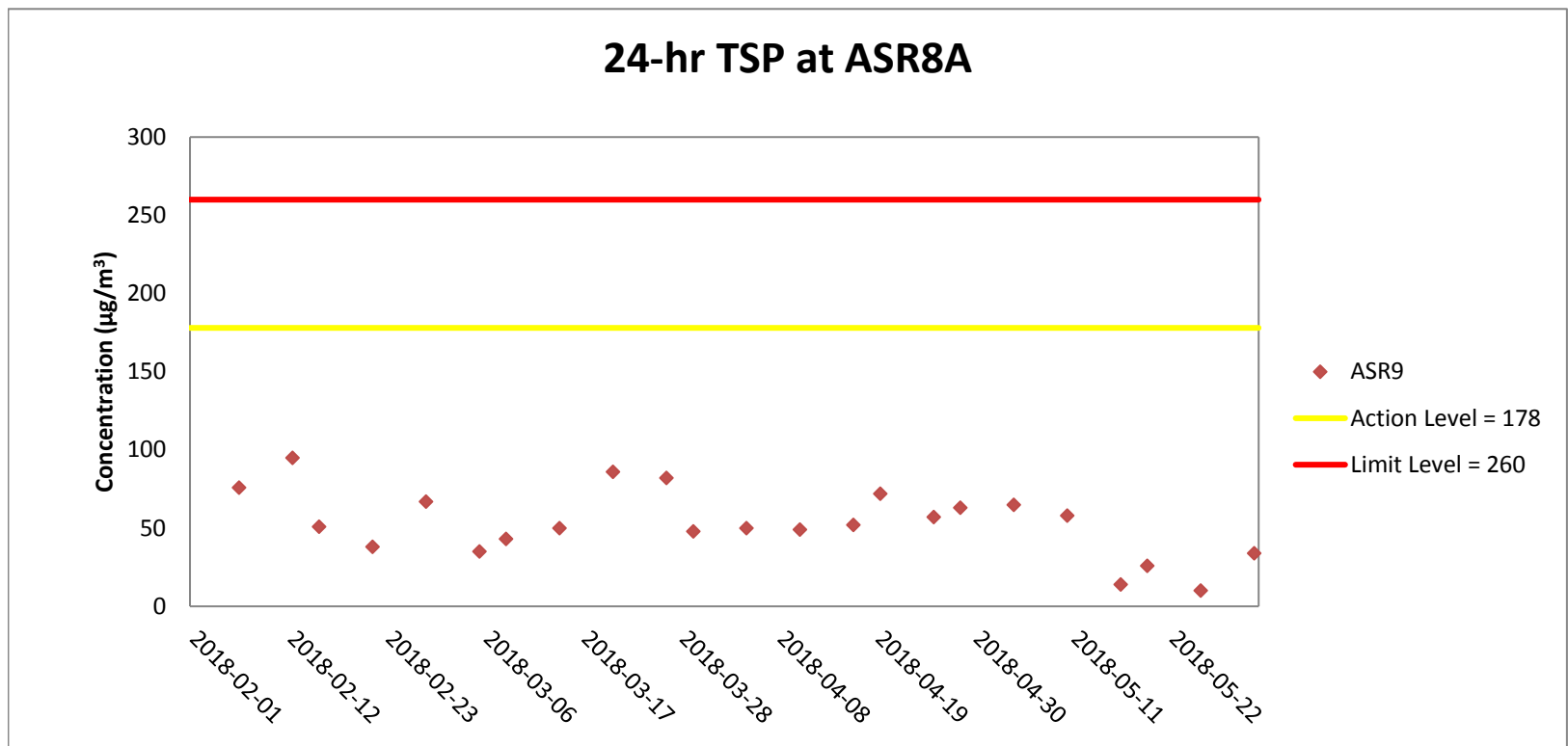
24-hour TSP Monitoring Results at Air Quality Monitoring Station ASR9

Project	Works	Date(yyyy-mm-dd)	Station	Time (hh:mm, 24hour)	Parameter	Results (ug/m3)	Action Level (ug/m3)	Limit Level (ug/m3)
TMCLKL	HY/2012/07	2018-05-04	ASR9	11:23	24-hr TSP	75	178	260
TMCLKL	HY/2012/07	2018-05-10	ASR9	11:53	24-hr TSP	74		
TMCLKL	HY/2012/07	2018-05-16	ASR9	11:19	24-hr TSP	28		
TMCLKL	HY/2012/07	2018-05-19	ASR9	11:24	24-hr TSP	25		
TMCLKL	HY/2012/07	2018-05-25	ASR9	11:25	24-hr TSP	27		
TMCLKL	HY/2012/07	2018-05-31	ASR9	11:49	24-hr TSP	44		
						Average	46	
						Min.	25	
						Max.	75	



Weather condition within the reporting period varied between sunny to rainy.

Major construction works undertaken within the reporting period include Pier construction; Re-alignment of Cheung Tung Road; Road works along North Lantau Highway; Installation of pier head and deck segments; Asphalt paving; Sign gantries construction; Parapet installation; and Slope work of Viaducts A, B, C & D.



Weather condition within the reporting period varied between sunny to rainy.

Major construction works undertaken within the reporting period include Pier construction; Re-alignment of Cheung Tung Road; Road works along North Lantau Highway; Installation of pier head and deck segments; Asphalt paving; Sign gantries construction; Parapet installation; and Slope work of Viaducts A, B,C & D.