

1-hour TSP Monitoring Results at Air Quality Monitoring Station ASR8A

| Project | Works | Date(yyyy-mm-dd) | Station | Time (hh:mm, 24hour) | Parameter | Results (ug/m3) | Action Level (ug/m3) | Limit Level (ug/m3) | | |
|---------|------------|------------------|---------|----------------------|-----------|-----------------|----------------------|---------------------|--|--|
| TMCLKL | HY/2012/07 | 2018/10/04 | ASR8A | 8:50 | 1-hr TSP | 148 | 393 | 500 | | |
| TMCLKL | HY/2012/07 | 2018/10/04 | ASR8A | 9:52 | 1-hr TSP | 94 | | | | |
| TMCLKL | HY/2012/07 | 2018/10/04 | ASR8A | 11:02 | 1-hr TSP | 116 | | | | |
| TMCLKL | HY/2012/07 | 2018/10/10 | ASR8A | 8:47 | 1-hr TSP | 99 | | | | |
| TMCLKL | HY/2012/07 | 2018/10/10 | ASR8A | 9:49 | 1-hr TSP | 97 | | | | |
| TMCLKL | HY/2012/07 | 2018/10/10 | ASR8A | 10:54 | 1-hr TSP | 91 | | | | |
| TMCLKL | HY/2012/07 | 2018/10/16 | ASR8A | 8:30 | 1-hr TSP | 104 | | | | |
| TMCLKL | HY/2012/07 | 2018/10/16 | ASR8A | 9:32 | 1-hr TSP | 107 | | | | |
| TMCLKL | HY/2012/07 | 2018/10/16 | ASR8A | 10:41 | 1-hr TSP | 111 | | | | |
| TMCLKL | HY/2012/07 | 2018/10/22 | ASR8A | 8:43 | 1-hr TSP | 93 | | | | |
| TMCLKL | HY/2012/07 | 2018/10/22 | ASR8A | 9:45 | 1-hr TSP | 66 | | | | |
| TMCLKL | HY/2012/07 | 2018/10/22 | ASR8A | 10:57 | 1-hr TSP | 77 | | | | |
| TMCLKL | HY/2012/07 | 2018/10/25 | ASR8A | 8:40 | 1-hr TSP | 85 | | | | |
| TMCLKL | HY/2012/07 | 2018/10/25 | ASR8A | 9:42 | 1-hr TSP | 79 | | | | |
| TMCLKL | HY/2012/07 | 2018/10/25 | ASR8A | 10:46 | 1-hr TSP | 75 | | | | |
| TMCLKL | HY/2012/07 | 2018/10/31 | ASR8A | 8:25 | 1-hr TSP | 114 | | | | |
| TMCLKL | HY/2012/07 | 2018/10/31 | ASR8A | 9:27 | 1-hr TSP | 212 | | | | |
| TMCLKL | HY/2012/07 | 2018/10/31 | ASR8A | 10:32 | 1-hr TSP | 103 | | | | |
| | | | | Average | | 104 | | | | |
| | | | | Min. | | 66 | | | | |
| | | | | Max. | | 212 | | | | |

1-hour TSP Monitoring Results at Air Quality Monitoring Station ASR9

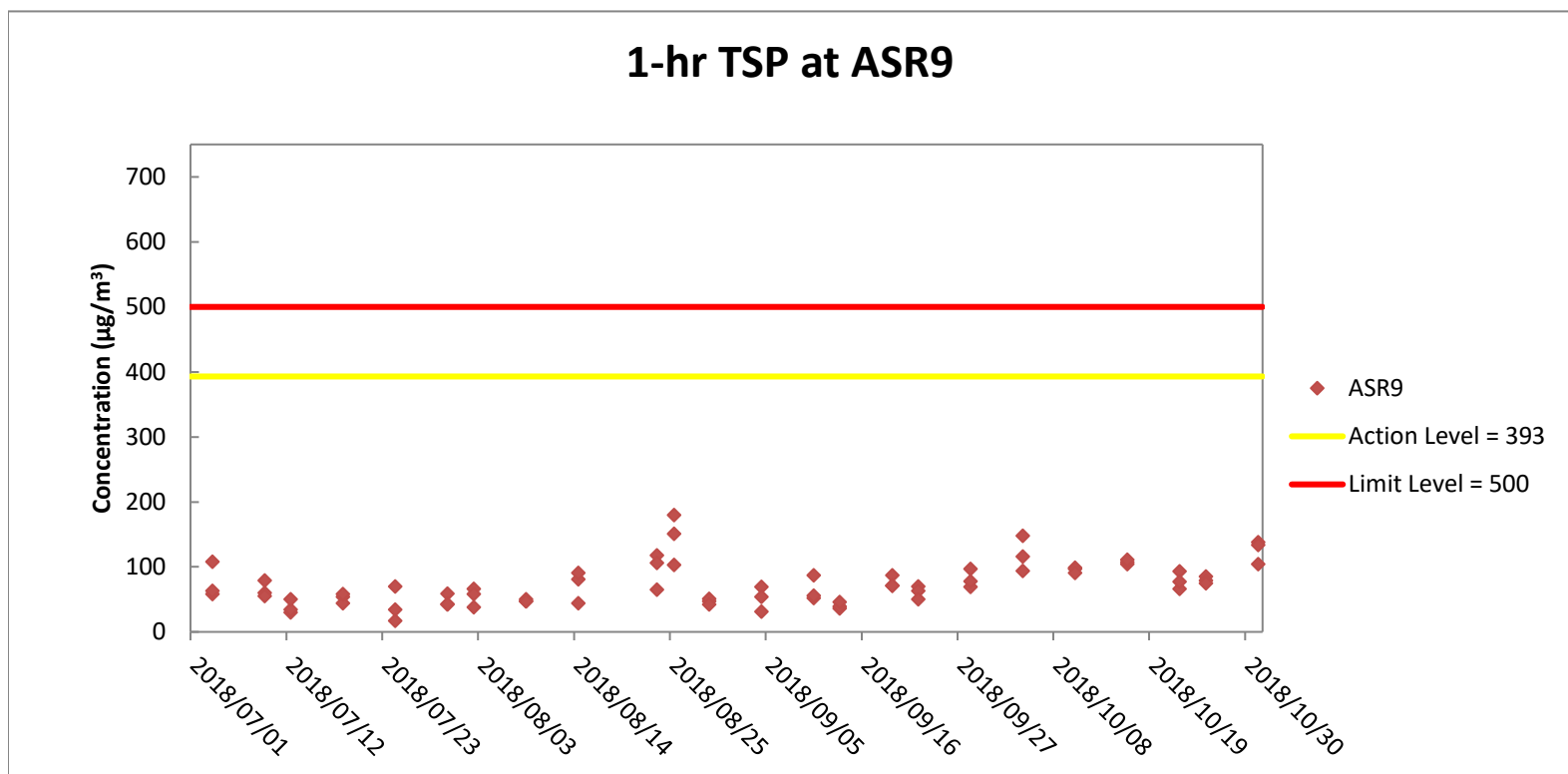
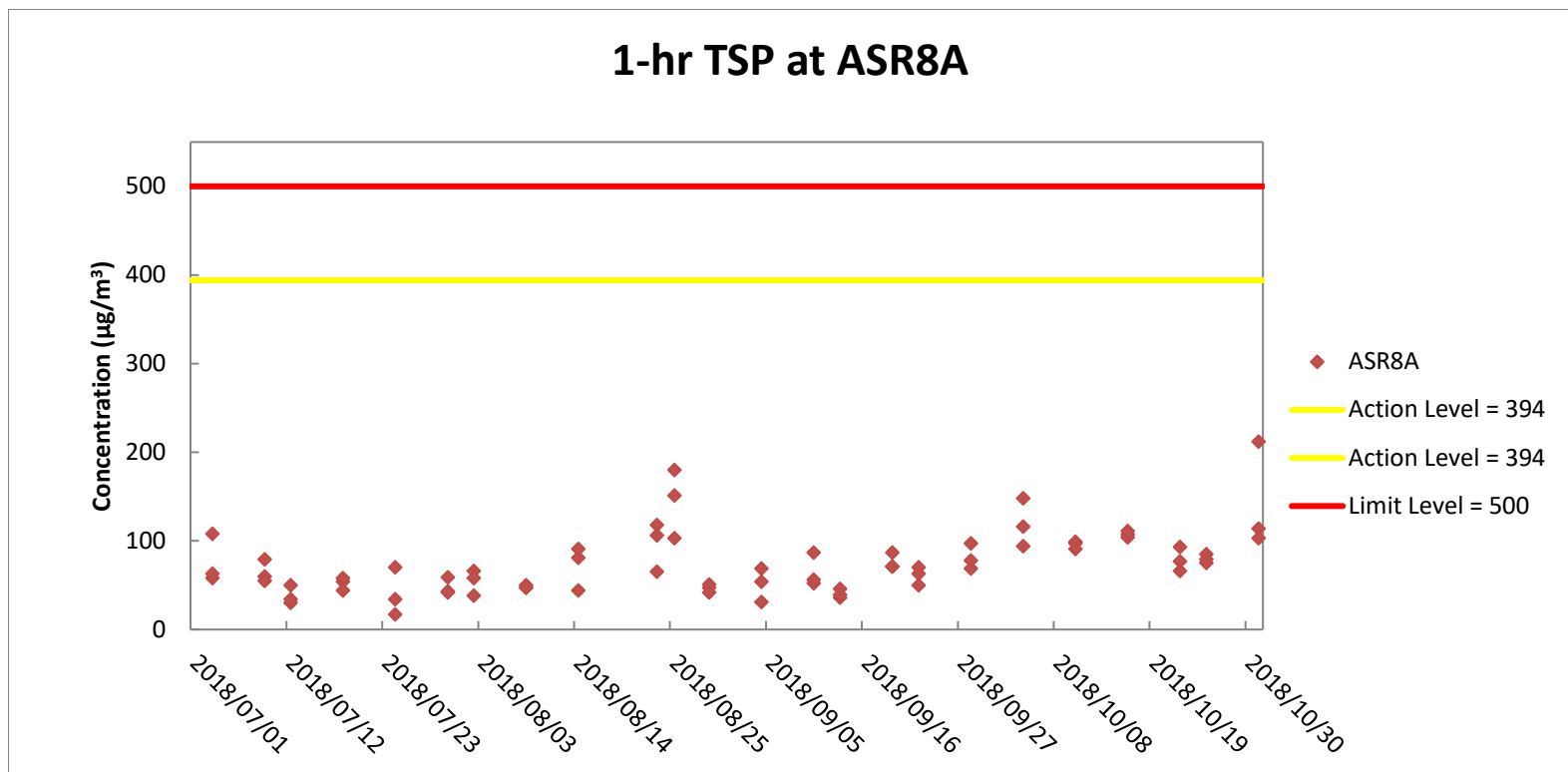
| Project | Works | Date(yyyy-mm-dd) | Station | Time (hh:mm, 24hour) | Parameter | Results (ug/m3) | Action Level (ug/m3) | Limit Level (ug/m3) | | |
|---------|------------|------------------|---------|----------------------|-----------|-----------------|----------------------|---------------------|--|--|
| TMCLKL | HY/2012/07 | 2018/10/04 | ASR9 | 8:50 | 1-hr TSP | 148 | 393 | 500 | | |
| TMCLKL | HY/2012/07 | 2018/10/04 | ASR9 | 9:52 | 1-hr TSP | 94 | | | | |
| TMCLKL | HY/2012/07 | 2018/10/04 | ASR9 | 11:02 | 1-hr TSP | 116 | | | | |
| TMCLKL | HY/2012/07 | 2018/10/10 | ASR9 | 8:47 | 1-hr TSP | 99 | | | | |
| TMCLKL | HY/2012/07 | 2018/10/10 | ASR9 | 9:49 | 1-hr TSP | 97 | | | | |
| TMCLKL | HY/2012/07 | 2018/10/10 | ASR9 | 10:54 | 1-hr TSP | 91 | | | | |
| TMCLKL | HY/2012/07 | 2018/10/16 | ASR9 | 8:30 | 1-hr TSP | 104 | | | | |
| TMCLKL | HY/2012/07 | 2018/10/16 | ASR9 | 9:32 | 1-hr TSP | 107 | | | | |
| TMCLKL | HY/2012/07 | 2018/10/16 | ASR9 | 10:41 | 1-hr TSP | 111 | | | | |
| TMCLKL | HY/2012/07 | 2018/10/22 | ASR9 | 8:43 | 1-hr TSP | 93 | | | | |
| TMCLKL | HY/2012/07 | 2018/10/22 | ASR9 | 9:45 | 1-hr TSP | 66 | | | | |
| TMCLKL | HY/2012/07 | 2018/10/22 | ASR9 | 10:57 | 1-hr TSP | 77 | | | | |
| TMCLKL | HY/2012/07 | 2018/10/25 | ASR9 | 8:40 | 1-hr TSP | 85 | | | | |
| TMCLKL | HY/2012/07 | 2018/10/25 | ASR9 | 9:42 | 1-hr TSP | 79 | | | | |
| TMCLKL | HY/2012/07 | 2018/10/25 | ASR9 | 10:46 | 1-hr TSP | 75 | | | | |
| TMCLKL | HY/2012/07 | 2018/10/31 | ASR9 | 8:36 | 1-hr TSP | 104 | | | | |
| TMCLKL | HY/2012/07 | 2018/10/31 | ASR9 | 9:38 | 1-hr TSP | 138 | | | | |
| TMCLKL | HY/2012/07 | 2018/10/31 | ASR9 | 10:44 | 1-hr TSP | 134 | | | | |
| | | | | Average | | 101 | | | | |
| | | | | Min. | | 66 | | | | |
| | | | | Max. | | 148 | | | | |

24-hour TSP Monitoring Results at Air Quality Monitoring Station ASR8A

| Project | Works | Date(yyyy-mm-dd) | Station | Time (hh:mm, 24hour) | Parameter | Results (ug/m3) | Action Level (ug/m3) | Limit Level (ug/m3) |
|---------|------------|------------------|---------|----------------------|-----------|-----------------|----------------------|---------------------|
| TMCLKL | HY/2012/07 | 2018/10/04 | ASR8A | 11:53 | 24-hr TSP | 96 | 178 | 260 |
| TMCLKL | HY/2012/07 | 2018/10/10 | ASR8A | 11:42 | 24-hr TSP | 68 | | |
| TMCLKL | HY/2012/07 | 2018/10/16 | ASR8A | 11:32 | 24-hr TSP | 61 | | |
| TMCLKL | HY/2012/07 | 2018/10/22 | ASR8A | 11:48 | 24-hr TSP | 59 | | |
| TMCLKL | HY/2012/07 | 2018/10/25 | ASR8A | 11:37 | 24-hr TSP | 54 | | |
| TMCLKL | HY/2012/07 | 2018/10/31 | ASR8A | 11:34 | 24-hr TSP | 110 | | |
| | | | | | | Average | 75 | |
| | | | | | | Min. | 54 | |
| | | | | | | Max. | 110 | |

24-hour TSP Monitoring Results at Air Quality Monitoring Station ASR9

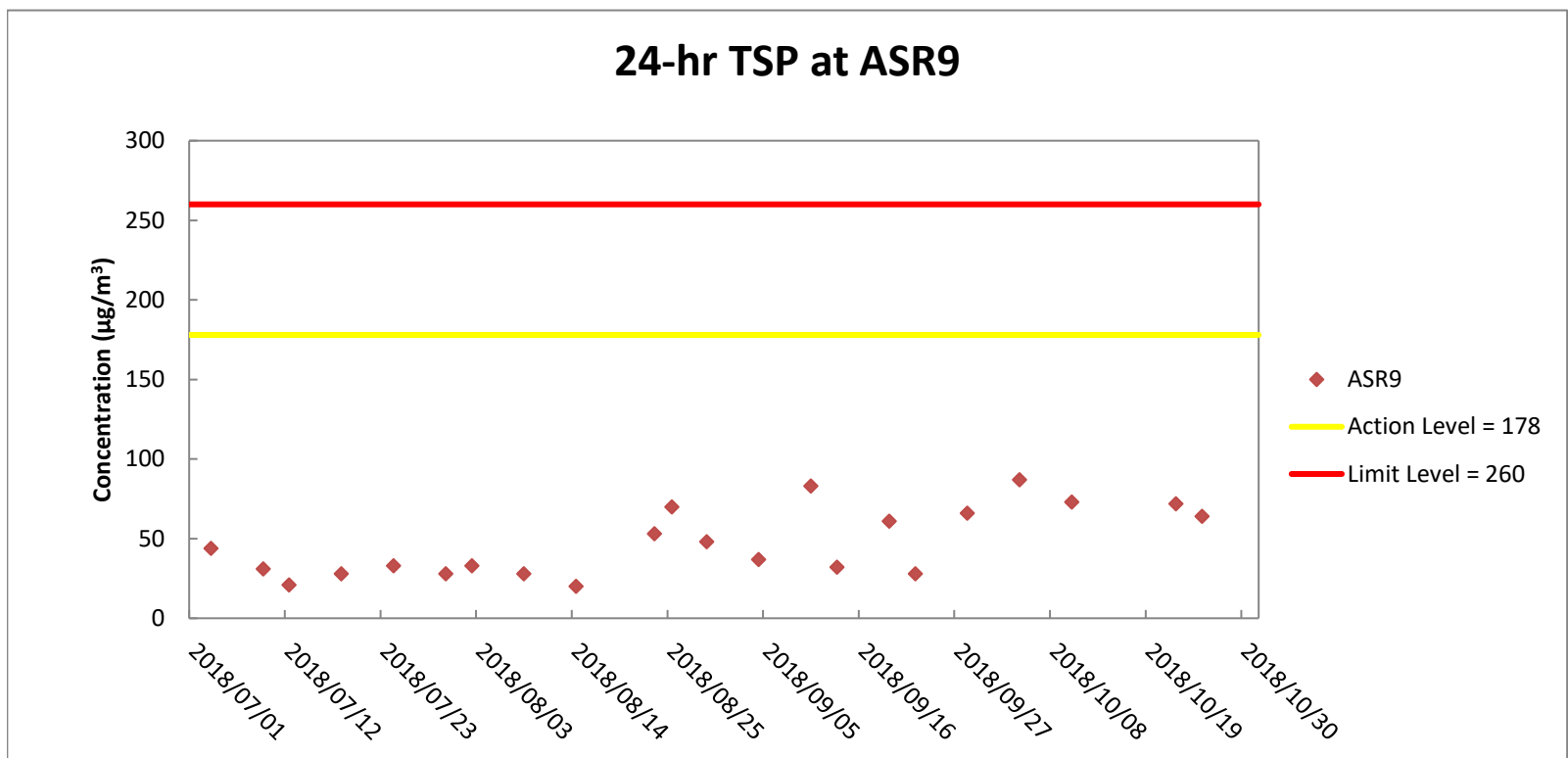
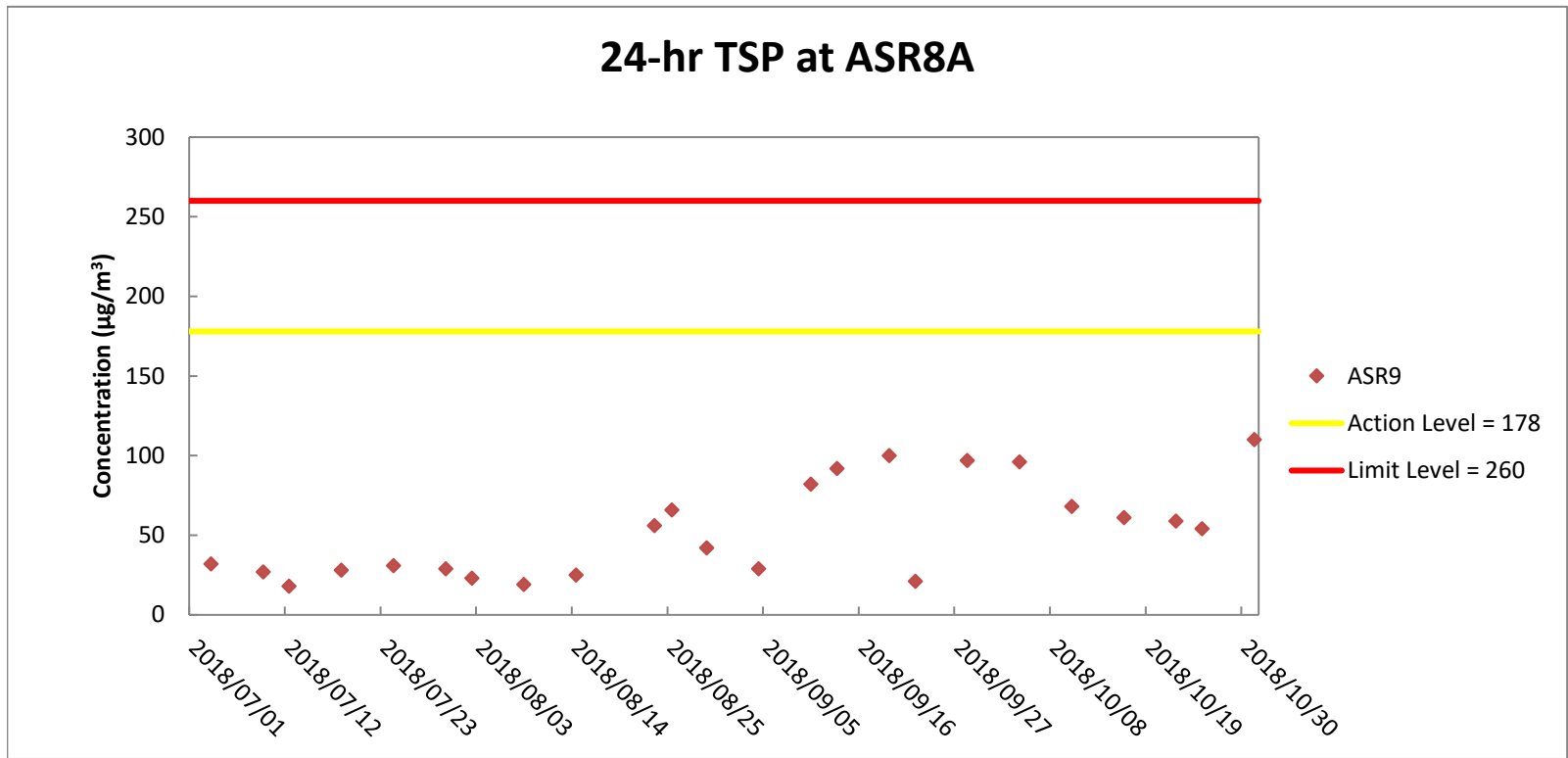
| Project | Works | Date(yyyy-mm-dd) | Station | Time (hh:mm, 24hour) | Parameter | Results (ug/m3) | Action Level (ug/m3) | Limit Level (ug/m3) |
|---------|------------|------------------|---------|----------------------|-----------|-----------------|----------------------|---------------------|
| TMCLKL | HY/2012/07 | 2018/10/04 | ASR9 | 12:04 | 24-hr TSP | 87 | 178 | 260 |
| TMCLKL | HY/2012/07 | 2018/10/10 | ASR9 | 11:56 | 24-hr TSP | 73 | | |
| TMCLKL | HY/2012/07 | 2016/10/16 | ASR9 | 11:43 | 24-hr TSP | 73 | | |
| TMCLKL | HY/2012/07 | 2018/10/22 | ASR9 | 11:59 | 24-hr TSP | 72 | | |
| TMCLKL | HY/2012/07 | 2018/10/25 | ASR9 | 11:48 | 24-hr TSP | 64 | | |
| TMCLKL | HY/2012/07 | 2018/10/31 | ASR9 | 11:46 | 24-hr TSP | 100 | | |
| | | | | | | Average | 78 | |
| | | | | | | Min. | 64 | |
| | | | | | | Max. | 100 | |



Weather condition within the reporting period varied between sunny to cloudy.

Major construction works undertaken within the reporting period include Pier construction; Re-alignment of Cheung Tung Road; Road works along North Lantau Highway; Asphalt paving; Sign gantries construction; Parapet installation; and Slope work of Viaducts A, B, C & D.

Marine works within the reporting period include Uninstallation of marine piling platform.



Weather condition within the reporting period varied between sunny to cloudy.

Major construction works undertaken within the reporting period include Pier construction; Re-alignment of Cheung Tung Road; Road works along North Lantau Highway; Asphalt paving; Sign gantries construction; Parapet installation; and Slope work of Viaducts A, B, C & D.

Marine works within the reporting period include Uninstallation of marine piling platform.