

High-Volume TSP Sampler  
5-Point Calibration Record

Location : ASR8(A)  
 Calibrated by : P.F.Yeung  
 Date : 28/11/2018

Sampler

Model : TE-5170  
 Serial Number : S/N 3956

Calibration Orifice and Standard Calibration Relationship

Serial Number : 2454  
 Service Date : 19 Mar 2018  
 Slope (m) : 2.05242  
 Intercept (b) : -0.01383  
 Correlation Coefficient(r) : 0.99994

Standard Condition

Pstd (hpa) : 1013  
 Tstd (K) : 298.18

Calibration Condition

Pa (hpa) : 1019  
 Ta(K) : 294

Resistance Plate	dH [green liquid] (inch water)	Z	X=Qstd (cubic meter/min)	IC (chart)	Y (corrected)
1   18 holes	10.8	3.318	1.624	52	52.51
2   13 holes	8.8	2.995	1.466	48	48.47
3   10 holes	6.4	2.555	1.251	44	44.43
4   7 holes	4.2	2.069	1.015	37	37.36
5   5 holes	2.5	1.597	0.785	30	30.29

Notes:  $Z = \text{SQRT}\{dH(Pa/Pstd)(Tstd/Ta)\}$ ,  $X = Z/m - b$ ,  $Y(\text{Corrected Flow}) = IC * \{\text{SQRT}(Pa/Pstd)(Tstd/Ta)\}$

Sampler Calibration Relationship (Linear Regression)

Slope(m): 26.184                      Intercept(b): 10.453                      Correlation Coefficient(r): 0.9961

Checked by: Magnum Fan

Date: 04/12/2018

High-Volume TSP Sampler  
5-Point Calibration Record

Location : ASR9  
 Calibrated by : P.F.Yeung  
 Date : 28/11/2018

Sampler

Model : TE-5170  
 Serial Number : S/N 3958

Calibration Orifice and Standard Calibration Relationship

Serial Number : 2454  
 Service Date : 19 Mar 2018  
 Slope (m) : 2.05242  
 Intercept (b) : -0.01383  
 Correlation Coefficient(r) : 0.99994

Standard Condition

Pstd (hpa) : 1013  
 Tstd (K) : 298.18

Calibration Condition

Pa (hpa) : 1019  
 Ta(K) : 294

Resistance Plate	dH [green liquid] (inch water)	Z	X=Qstd (cubic meter/min)	IC (chart)	Y (corrected)
1   18 holes	12.0	3.498	1.711	54	54.53
2   13 holes	9.4	3.096	1.515	50	50.49
3   10 holes	7.6	2.784	1.363	45	45.44
4   7 holes	4.8	2.212	1.085	38	38.37
5   5 holes	2.8	1.690	0.830	30	30.29

Notes:  $Z = \sqrt{dH(Pa/Pstd)(Tstd/Ta)}$ ,  $X = Z/m - b$ ,  $Y(\text{Corrected Flow}) = IC * \{\sqrt{Pa/Pstd}(Tstd/Ta)\}$

Sampler Calibration Relationship (Linear Regression)

Slope(m): 27.686      Intercept(b): 7.811      Correlation Coefficient(r): 0.9980

Checked by: Magnum Fan

Date: 04/12/2018



<b>RECALIBRATION</b>
<b>DUE DATE:</b>
<b>March 19, 2019</b>

# Certificate of Calibration

Calibration Certification Information			
Cal. Date: March 19, 2018	Rootsmeter S/N: 438320	Ta: 294	°K
Operator: Jim Tisch		Pa: 746.8	mm Hg
Calibration Model #: TE-5025A	Calibrator S/N: <b>2454</b>		


Run	Vol. Init (m3)	Vol. Final (m3)	ΔVol. (m3)	ΔTime (min)	ΔP (mm Hg)	ΔH (in H2O)
1	1	2	1	1.4300	3.2	2.00
2	3	4	1	1.0040	6.4	4.00
3	5	6	1	0.9030	7.9	5.00
4	7	8	1	0.8590	8.7	5.50
5	9	10	1	0.7080	12.8	8.00

Data Tabulation					
Vstd (m3)	Qstd (x-axis)	$\sqrt{\Delta H \left( \frac{Pa}{Pstd} \right) \left( \frac{Tstd}{Ta} \right)}$ (y-axis)	Va	Qa (x-axis)	$\sqrt{\Delta H \left( \frac{Ta}{Pa} \right)}$ (y-axis)
0.9917	0.6935	1.4113	0.9957	0.6963	0.8874
0.9874	0.9835	1.9959	0.9914	0.9875	1.2549
0.9854	1.0913	2.2315	0.9894	1.0957	1.4030
0.9843	1.1459	2.3405	0.9883	1.1506	1.4715
0.9789	1.3826	2.8227	0.9829	1.3882	1.7747
<b>QSTD</b>	m=	2.05242	<b>QA</b>	m=	1.28519
	b=	-0.01383		b=	-0.00869
	r=	0.99994		r=	0.99994

Calculations	
Vstd= $\Delta Vol \left( \frac{Pa - \Delta P}{Pstd} \right) \left( \frac{Tstd}{Ta} \right)$	Va= $\Delta Vol \left( \frac{Pa - \Delta P}{Pa} \right)$
Qstd= Vstd/ΔTime	Qa= Va/ΔTime
For subsequent flow rate calculations:	
Qstd= $1/m \left( \left( \sqrt{\Delta H \left( \frac{Pa}{Pstd} \right) \left( \frac{Tstd}{Ta} \right)} \right) - b \right)$	Qa= $1/m \left( \left( \sqrt{\Delta H \left( \frac{Ta}{Pa} \right)} \right) - b \right)$

Standard Conditions	
Tstd:	298.15 °K
Pstd:	760 mm Hg
Key	
ΔH:	calibrator manometer reading (in H2O)
ΔP:	rootsmeter manometer reading (mm Hg)
Ta:	actual absolute temperature (°K)
Pa:	actual barometric pressure (mm Hg)
b:	intercept
m:	slope

RECALIBRATION
US EPA recommends annual recalibration per 1998 40 Code of Federal Regulations Part 50 to 51, Appendix B to Part 50, Reference Method for the Determination of Suspended Particulate Matter in the Atmosphere, 9.2.17, page 30



輝創工程有限公司

Sun Creation Engineering Limited

Calibration & Testing Laboratory

# Certificate of Calibration

## 校正證書

Certificate No. : C181755

證書編號

ITEM TESTED / 送檢項目 (Job No. / 序引編號 : IC18-0616)      Date of Receipt / 收件日期 : 20 March 2018

Description / 儀器名稱 : Sound Level Calibrator  
Manufacturer / 製造商 : Rion  
Model No. / 型號 : NC-73  
Serial No. / 編號 : 10486660  
Supplied By / 委託者 : Envirotech Services Co.  
Room 113, 1/F, My Loft, 9 Hoi Wing Road, Tuen Mun,  
New Territories, Hong Kong

### TEST CONDITIONS / 測試條件

Temperature / 溫度 :  $(23 \pm 2)^{\circ}\text{C}$       Relative Humidity / 相對濕度 :  $(50 \pm 25)\%$   
Line Voltage / 電壓 : ---

### TEST SPECIFICATIONS / 測試規範

Calibration check

DATE OF TEST / 測試日期 : 5 April 2018


### TEST RESULTS / 測試結果

The results apply to the particular unit-under-test only.  
The results do not exceed manufacturer's specification.  
The results are detailed in the subsequent page(s).


The test equipment used for calibration are traceable to National Standards via :

- The Government of The Hong Kong Special Administrative Region Standard & Calibration Laboratory
- Agilent Technologies / Keysight Technologies
- Rohde & Schwarz Laboratory, Germany
- Fluke Everett Service Center, USA

Tested By  
測試

  
K C Lee  
Engineer

Certified By  
核證

  
H C Chan  
Engineer

Date of Issue  
簽發日期

11 April 2018

The test equipment used for calibration are traceable to the Nation Standards as specified in this certificate. This certificate shall not be reproduced except in full, without the prior written approval of this laboratory.

本證書所載校正用之測試器材均可溯源至國際標準。局部複印本證書需先獲本實驗所書面批准。

Sun Creation Engineering Limited - Calibration & Testing Laboratory

c/o 4/F, 1 Hing On Lane, Tuen Mun, New Territories, Hong Kong

輝創工程有限公司 - 校正及檢測實驗室

c/o 香港新界屯門興安里一號四樓

Tel/電話: (852) 2927 2606

Fax/傳真: (852) 2744 8986

E-mail/電郵: callab@suncreation.com

Website/網址: www.suncreation.com





輝創工程有限公司

Sun Creation Engineering Limited

Calibration & Testing Laboratory

# Certificate of Calibration 校正證書

Certificate No. : C181755

證書編號

- The unit-under-test (UUT) was allowed to stabilize in the laboratory for over 12 hours before the commencement of the test.
- The results presented are the mean of 3 measurements at each calibration point.

3. Test equipment :

<u>Equipment ID</u>	<u>Description</u>	<u>Certificate No.</u>
CL130	Universal Counter	C173864
CL281	Multifunction Acoustic Calibrator	PA160023
TST150A	Measuring Amplifier	C181288

4. Test procedure : MA100N.

5. Results :

5.1 Sound Level Accuracy

UUT Nominal Value	Measured Value (dB)	Mfr's Spec. (dB)	Uncertainty of Measured Value (dB)
94 dB, 1 kHz	93.7	± 0.5	± 0.2

5.2 Frequency Accuracy

UUT Nominal Value (kHz)	Measured Value (kHz)	Mfr's Spec.	Uncertainty of Measured Value (Hz)
1	0.988	1 kHz ± 2 %	± 1

Remark : The uncertainties are for a confidence probability of not less than 95 %.

Note :

Only the original copy or the laboratory's certified true copy is valid.

The values given in this Certificate only relate to the values measured at the time of the test and any uncertainties quoted will not include allowance for the equipment long term drift, variations with environment changes, vibration and shock during transportation, overloading, mis-handling, or the capability of any other laboratory to repeat the measurement. Sun Creation Engineering Limited shall not be liable for any loss or damage resulting from the use of the equipment.

The test equipment used for calibration are traceable to the Nation Standards as specified in this certificate. This certificate shall not be reproduced except in full, without the prior written approval of this laboratory.

本證書所載校正用之測試器材均可溯源至國際標準。局部複印本證書需先獲本實驗室書面批准。

Sun Creation Engineering Limited – Calibration & Testing Laboratory

c/o 4/F, 1 Hing On Lane, Tuen Mun, New Territories, Hong Kong

輝創工程有限公司 — 校正及檢測實驗室

c/o 香港新界屯門興安里一號四樓

Tel/電話: (852) 2927 2606

Fax/傳真: (852) 2744 8986

E-mail/電郵: callab@suncreation.com

Website 網址: www.suncreation.com

Page 2 of 2



# Certificate of Calibration

## 校正證書

Certificate No. : C183088  
證書編號

ITEM TESTED / 送檢項目 ( Job No. / 序引編號 : IC18-1089 )

Date of Receipt / 收件日期 : 25 May 2018

Description / 儀器名稱 : Sound Level Meter

Manufacturer / 製造商 : Rion

Model No. / 型號 : NL-52

Serial No. / 編號 : 00131628

Supplied By / 委託者 : Envirotech Services Co.

Room 113, 1/F, My Loft, 9 Hoi Wing Road, Tuen Mun,  
New Territories, Hong Kong

### TEST CONDITIONS / 測試條件

Temperature / 溫度 :  $(23 \pm 2)^{\circ}\text{C}$

Relative Humidity / 相對濕度 :  $(50 \pm 25)\%$

Line Voltage / 電壓 : ---

### TEST SPECIFICATIONS / 測試規範

Calibration

DATE OF TEST / 測試日期 : 10 June 2018

### TEST RESULTS / 測試結果

The results apply to the particular unit-under-test only.

The results do not exceed manufacturer's specification. (after adjustment)

The results are detailed in the subsequent page(s).


The test equipment used for calibration are traceable to National Standards via :

- The Government of The Hong Kong Special Administrative Region Standard & Calibration Laboratory
- Agilent Technologies / Keysight Technologies
- Rohde & Schwarz Laboratory, Germany
- Fluke Everett Service Center, USA

Tested By  
測試

  
K C Lee  
Engineer

Certified By  
核證

  
H C Chan  
Engineer

Date of Issue  
簽發日期

14 June 2018

The test equipment used for calibration are traceable to the Nation Standards as specified in this certificate. This certificate shall not be reproduced except in full, without the prior written approval of this laboratory.

本證書所載校正用之測試器材均可溯源至國際標準。局部複印本證書需先獲本實驗室所書面批准。



# Certificate of Calibration

## 校正證書

Certificate No. : C183088

證書編號

- The unit-under-test (UUT) was allowed to stabilize in the laboratory for over 12 hours, and switched on to warm up for over 10 minutes before the commencement of the test.
- Self-calibration using the internal standard (After Adjustment) was performed before the test 6.1.1.2 to 6.3.2.
- The results presented are the mean of 3 measurements at each calibration point.

4. Test equipment :

<u>Equipment ID</u>	<u>Description</u>	<u>Certificate No.</u>
CL280	40 MHz Arbitrary Waveform Generator	C180024
CL281	Multifunction Acoustic Calibrator	PA160023

5. Test procedure : MA101N.

6. Results :

6.1 Sound Pressure Level

6.1.1 Reference Sound Pressure Level

6.1.1.1 Before Adjustment

UUT Setting				Applied Value		UUT Reading (dB)	IEC 61672 Class 1 Spec. (dB)
Range (dB)	Function	Frequency Weighting	Time Weighting	Level (dB)	Freq. (kHz)		
30 - 130	L <sub>A</sub>	A	Fast	94.00	1	* 95.3	± 1.1

\* Out of IEC 61672 Class 1 Spec.

6.1.1.2 After Adjustment

UUT Setting				Applied Value		UUT Reading (dB)	IEC 61672 Class 1 Spec. (dB)
Range (dB)	Function	Frequency Weighting	Time Weighting	Level (dB)	Freq. (kHz)		
30 - 130	L <sub>A</sub>	A	Fast	94.00	1	94.0	± 1.1

6.1.2 Linearity

UUT Setting				Applied Value		UUT Reading (dB)
Range (dB)	Function	Frequency Weighting	Time Weighting	Level (dB)	Freq. (kHz)	
30 - 130	L <sub>A</sub>	A	Fast	94.00	1	94.0 (Ref.)
				104.00		104.0
				114.00		114.0

IEC 61672 Class 1 Spec. : ± 0.6 dB per 10 dB step and ± 1.1 dB for overall different.

The test equipment used for calibration are traceable to the Nation Standards as specified in this certificate. This certificate shall not be reproduced except in full, without the prior written approval of this laboratory.

本證書所載校正用之測試器材均可溯源至國際標準。局部複印本證書需先獲本實驗室所書面批准。

# Certificate of Calibration

## 校正證書

Certificate No. : C183088

證書編號

### 6.2 Time Weighting

UUT Setting				Applied Value		UUT Reading (dB)	IEC 61672 Class 1 Spec. (dB)
Range (dB)	Function	Frequency Weighting	Time Weighting	Level (dB)	Freq. (kHz)		
30 - 130	L <sub>A</sub>	A	Fast	94.00	1	94.0	Ref.
			Slow				

### 6.3 Frequency Weighting

#### 6.3.1 A-Weighting

UUT Setting				Applied Value		UUT Reading (dB)	IEC 61672 Class 1 Spec. (dB)
Range (dB)	Function	Frequency Weighting	Time Weighting	Level (dB)	Freq.		
30 - 130	L <sub>A</sub>	A	Fast	94.00	63 Hz	67.8	-26.2 ± 1.5
					125 Hz	77.8	-16.1 ± 1.5
					250 Hz	85.3	-8.6 ± 1.4
					500 Hz	90.7	-3.2 ± 1.4
					1 kHz	94.0	Ref.
					2 kHz	95.2	+1.2 ± 1.6
					4 kHz	95.0	+1.0 ± 1.6
					8 kHz	93.0	-1.1 (+2.1 ; -3.1)
					12.5 kHz	89.6	-4.3 (+3.0 ; -6.0)


#### 6.3.2 C-Weighting

UUT Setting				Applied Value		UUT Reading (dB)	IEC 61672 Class 1 Spec. (dB)
Range (dB)	Function	Frequency Weighting	Time Weighting	Level (dB)	Freq.		
30 - 130	L <sub>C</sub>	C	Fast	94.00	63 Hz	93.1	-0.8 ± 1.5
					125 Hz	93.8	-0.2 ± 1.5
					250 Hz	94.0	0.0 ± 1.4
					500 Hz	94.0	0.0 ± 1.4
					1 kHz	94.0	Ref.
					2 kHz	93.8	-0.2 ± 1.6
					4 kHz	93.2	-0.8 ± 1.6
					8 kHz	91.1	-3.0 (+2.1 ; -3.1)
					12.5 kHz	87.6	-6.2 (+3.0 ; -6.0)

The test equipment used for calibration are traceable to the Nation Standards as specified in this certificate. This certificate shall not be reproduced except in full, without the prior written approval of this laboratory.

本證書所載校正用之測試器材均可溯源至國際標準。局部複印本證書需先獲本實驗室書面批准。





# Certificate of Calibration

## 校正證書

Certificate No. : C183088  
證書編號

- Remarks : - UUT Microphone Model No. : UC-59 & S/N : 10446
- Mfr's Spec. : IEC 61672 Class 1
- Uncertainties of Applied Value :
- |        |                  |                          |
|--------|------------------|--------------------------|
| 94 dB  | : 63 Hz - 125 Hz | : ± 0.35 dB              |
|        | 250 Hz - 500 Hz  | : ± 0.30 dB              |
|        | 1 kHz            | : ± 0.20 dB              |
|        | 2 kHz - 4 kHz    | : ± 0.35 dB              |
|        | 8 kHz            | : ± 0.45 dB              |
|        | 12.5 kHz         | : ± 0.70 dB              |
| 104 dB | : 1 kHz          | : ± 0.10 dB (Ref. 94 dB) |
| 114 dB | : 1 kHz          | : ± 0.10 dB (Ref. 94 dB) |
- The uncertainties are for a confidence probability of not less than 95 %.

Note :

Only the original copy or the laboratory's certified true copy is valid.

The values given in this Certificate only relate to the values measured at the time of the test and any uncertainties quoted will not include allowance for the equipment long term drift, variations with environment changes, vibration and shock during transportation, overloading, mis-handling, or the capability of any other laboratory to repeat the measurement. Sun Creation Engineering Limited shall not be liable for any loss or damage resulting from the use of the equipment.

The test equipment used for calibration are traceable to the Nation Standards as specified in this certificate. This certificate shall not be reproduced except in full, without the prior written approval of this laboratory.

本證書所載校正用之測試器材均可溯源至國際標準。局部複印本證書需先獲本實驗室所書面批准。



專業化驗有限公司  
QUALITY PRO TEST-CONSULT LIMITED

Unit 10, 14/F, Wah Wai Centre, 38-40 Au Pui Wan St., Fotan, Hong Kong  
Email: info@qualityprotest.com; Website: www.qualityprotest.com  
Tel: (852) 3956 8717; Fax: (852) 3956 3928

## REPORT OF EQUIPMENT PERFORMANCE CHECK/ CALIBRATION

Report No. : AI010081  
Date of Issue : 08 January, 2019  
Page No. : 1 of 2

### PART A – CUSTOMER INFORMATION

Enovative Environmental Service Ltd.  
Flat 2207, Yu Fun House,  
Yu Chui Court, Shatin  
New Territories, Hong Kong  
Attn: Mr. Thomas WONG

### PART B – DESCRIPTION

Name of Equipment : YSI ProDSS (Multi-Parameters)  
Manufacturer : YSI (a xylem brand)  
Serial Number : 17E100747  
Date of Received : Dec 31, 2018  
Date of Calibration : Dec 31, 2018  
Date of Next Calibration<sup>(a)</sup> : Mar 31, 2019

### PART C – REFERENCE METHODS/ DOCUMENTS FOR THE CALIBRATION

<u>Parameter</u>	<u>Reference Method</u>
pH at 25°C	APHA 21e 4500-H <sup>+</sup> B
Dissolved Oxygen	APHA 21e 4500-O G
Conductivity at 25°C	APHA 21e 2510 B
Salinity	APHA 21e 2520 B
Turbidity	APHA 21e 2130 B
Temperature	Section 6 of international Accreditation New Zealand Technical Guide no. 3 Second edition March 2008: Working Thermometer Calibration Procedure.

### PART D – CALIBRATION RESULTS<sup>(b,c)</sup>

#### (1) pH at 25°C

Target (pH unit)	Displayed Reading <sup>(d)</sup> (pH Unit)	Tolerance <sup>(e)</sup> (pH Unit)	Results
4.00	4.08	0.08	Satisfactory
7.42	7.55	0.13	Satisfactory
10.01	10.17	0.16	Satisfactory

Tolerance of pH should be less than  $\pm 0.20$  (pH unit)

#### (2) Temperature

Reading of Ref. thermometer (°C)	Displayed Reading (°C)	Tolerance (°C)	Results
8.8	9.2	0.4	Satisfactory
18.0	17.6	-0.4	Satisfactory
39.5	39.3	-0.2	Satisfactory


Tolerance limit of temperature should be less than  $\pm 2.0$  (°C)

~ CONTINUED ON NEXT PAGE ~

#### Remark(s): -

- <sup>(a)</sup> The "Date of Next Calibration" is recommended according to best practice principals as practiced by QPT or quoted from relevant international standards.  
<sup>(b)</sup> The results relate only to the calibrated equipment as received  
<sup>(c)</sup> The performance of the equipment stated in this report is checked with independent reference material and results compared against a calibrated secondary source.  
<sup>(d)</sup> "Displayed Reading" denotes the figure shown on item under calibration/ checking regardless of equipment precision or significant figures.  
<sup>(e)</sup> The "Tolerance Limit" mentioned is referenced to YSI product specifications.

APPROVED SIGNATORY:

  
LAM Ho-ye, Emma  
Assistant Laboratory Manager





專業化驗有限公司

QUALITY PRO TEST-CONSULT LIMITED

Unit 10, 14/F, Wah Wai Centre, 38-40 Au Pui Wan St., Fotan, Hong Kong

Email: info@qualityprotest.com; Website: www.qualityprotest.com

Tel: (852) 3956 8717; Fax: (852) 3956 3928

## REPORT OF EQUIPMENT PERFORMANCE CHECK/ CALIBRATION

Report No. : AI010081  
Date of Issue : 08 January, 2019  
Page No. : 2 of 2

### PART D – CALIBRATION RESULTS (Cont'd)

#### (3) Dissolved Oxygen

Expected Reading (mg/L)	Displayed Reading (mg/L)	Tolerance (mg/L)	Results
0.41	0.32	-0.09	Satisfactory
5.71	5.63	-0.08	Satisfactory
7.78	7.91	0.13	Satisfactory
9.33	9.23	-0.10	Satisfactory

Tolerance limit of dissolved oxygen should be less than  $\pm 0.20$  (mg/L)

#### (4) Conductivity at 25°C

Conc. of KCl (M)	Expected Reading ( $\mu\text{S}/\text{cm}$ )	Displayed Reading ( $\mu\text{S}/\text{cm}$ )	Tolerance (%)	Results
0.001	146.9	155.4	5.8	Satisfactory
0.01	1412	1366	-3.3	Satisfactory
0.1	12890	12823	-0.5	Satisfactory
0.5	58670	57898	-1.3	Satisfactory
1.0	111900	111575	-0.3	Satisfactory

Tolerance limit of conductivity should be less than  $\pm 10.0$  (%)

#### (5) Salinity

Expected Reading (g/L)	Displayed Reading (g/L)	Tolerance (%)	Results
10	10.06	0.6	Satisfactory
20	20.02	0.1	Satisfactory
30	30.79	2.6	Satisfactory

Tolerance limit of salinity should be less than  $\pm 10.0$  (%)

#### (6) Turbidity

Expected Reading (NTU)	Displayed Reading <sup>(f)</sup> (NTU)	Tolerance <sup>(g)</sup> (%)	Results
0	0.22	--	--
10	9.89	-1.1	Satisfactory
20	20.68	3.4	Satisfactory
100	98.82	-1.2	Satisfactory
800	748.91	-6.4	Satisfactory

Tolerance limit of turbidity should be less than  $\pm 10.0$  (%)

~ END OF REPORT ~

#### Remark(s): -

<sup>(f)</sup> "Displayed Reading" presents the figures shown on item under calibration/ checking regardless of equipment precision or significant figures.

<sup>(g)</sup> The "Tolerance Limit" mentioned is the acceptance criteria applicable for similar equipment used by Quality Pro Test-Consult Ltd. or quoted from relevant international standards.



專業化驗有限公司  
QUALITY PRO TEST-CONSULT LIMITED

Unit 10, 14/F, Wah Wai Centre, 38-40 Au Pui Wan St., Fotan, Hong Kong  
Email: info@qualityprotest.com; Website: www.qualityprotest.com  
Tel: (852) 3956 8717; Fax: (852) 3956 3928

## REPORT OF EQUIPMENT PERFORMANCE CHECK/ CALIBRATION

Report No. : AI010080  
Date of Issue : 08 January, 2019  
Page No. : 1 of 2

### PART A – CUSTOMER INFORMATION

Enovative Environmental Service Ltd.  
Flat 2207, Yu Fun House,  
Yu Chui Court, Shatin  
New Territories, Hong Kong  
Attn: Mr. Thomas WONG

### PART B – DESCRIPTION

Name of Equipment : YSI ProDSS (Multi-Parameters)  
Manufacturer : YSI (a xylem brand)  
Serial Number : 16H104233  
Date of Received : Dec 31, 2018  
Date of Calibration : Dec 31, 2018  
Date of Next Calibration<sup>(a)</sup> : Mar 31, 2019

### PART C – REFERENCE METHODS/ DOCUMENTS FOR THE CALIBRATION

<u>Parameter</u>	<u>Reference Method</u>
pH at 25°C	APHA 21e 4500-H <sup>+</sup> B
Dissolved Oxygen	APHA 21e 4500-O G
Conductivity at 25°C	APHA 21e 2510 B
Salinity	APHA 21e 2520 B
Turbidity	APHA 21e 2130 B
Temperature	Section 6 of international Accreditation New Zealand Technical Guide no. 3 Second edition March 2008: Working Thermometer Calibration Procedure.

### PART D – CALIBRATION RESULTS<sup>(b,c)</sup>

#### (1) pH at 25°C

Target (pH unit)	Displayed Reading <sup>(d)</sup> (pH Unit)	Tolerance <sup>(e)</sup> (pH Unit)	Results
4.00	3.92	-0.08	Satisfactory
7.42	7.23	-0.19	Satisfactory
10.01	10.15	0.14	Satisfactory

Tolerance of pH should be less than  $\pm 0.20$  (pH unit)

#### (2) Temperature

Reading of Ref. thermometer (°C)	Displayed Reading (°C)	Tolerance (°C)	Results
8.8	9.0	0.2	Satisfactory
18.0	17.3	-0.7	Satisfactory
39.5	38.9	-0.6	Satisfactory


Tolerance limit of temperature should be less than  $\pm 2.0$  (°C)

~ CONTINUED ON NEXT PAGE ~

#### Remark(s): -

- <sup>(a)</sup> The "Date of Next Calibration" is recommended according to best practice principals as practiced by QPT or quoted from relevant international standards.
- <sup>(b)</sup> The results relate only to the calibrated equipment as received
- <sup>(c)</sup> The performance of the equipment stated in this report is checked with independent reference material and results compared against a calibrated secondary source.
- <sup>(d)</sup> "Displayed Reading" denotes the figure shown on item under calibration/ checking regardless of equipment precision or significant figures.
- <sup>(e)</sup> The "Tolerance Limit" mentioned is referenced to YSI product specifications.

APPROVED SIGNATORY:

  
LAM Ho-yee, Emma  
Assistant Laboratory Manager





專業化驗有限公司  
QUALITY PRO TEST-CONSULT LIMITED

Unit 10, 14/F, Wah Wai Centre, 38-40 Au Pui Wan St., Fotan, Hong Kong  
Email: info@qualityprotest.com; Website: www.qualityprotest.com  
Tel: (852) 3956 8717; Fax: (852) 3956 3928

## REPORT OF EQUIPMENT PERFORMANCE CHECK/ CALIBRATION

Report No. : AI010080  
Date of Issue : 08 January, 2019  
Page No. : 2 of 2

### PART D – CALIBRATION RESULTS (Cont'd)

#### (3) Dissolved Oxygen

Expected Reading (mg/L)	Displayed Reading (mg/L)	Tolerance (mg/L)	Results
0.41	0.33	-0.08	Satisfactory
5.71	5.59	-0.12	Satisfactory
7.78	7.68	-0.10	Satisfactory
9.33	9.28	-0.05	Satisfactory

Tolerance limit of dissolved oxygen should be less than  $\pm 0.20$  (mg/L)

#### (4) Conductivity at 25°C

Conc. of KCl (M)	Expected Reading ( $\mu\text{S}/\text{cm}$ )	Displayed Reading ( $\mu\text{S}/\text{cm}$ )	Tolerance (%)	Results
0.001	146.9	153.2	4.3	Satisfactory
0.01	1412	1350	-4.4	Satisfactory
0.1	12890	12848	-0.3	Satisfactory
0.5	58670	57860	-1.4	Satisfactory
1.0	111900	111233	-0.6	Satisfactory

Tolerance limit of conductivity should be less than  $\pm 10.0$  (%)

#### (5) Salinity

Expected Reading (g/L)	Displayed Reading (g/L)	Tolerance (%)	Results
10	9.88	-1.2	Satisfactory
20	19.80	-1.0	Satisfactory
30	30.30	1.0	Satisfactory

Tolerance limit of salinity should be less than  $\pm 10.0$  (%)

#### (6) Turbidity

Expected Reading (NTU)	Displayed Reading <sup>(f)</sup> (NTU)	Tolerance <sup>(g)</sup> (%)	Results
0	0.31	--	--
10	10.08	0.8	Satisfactory
20	19.88	-0.6	Satisfactory
100	98.74	-1.3	Satisfactory
800	730.58	-8.7	Satisfactory

Tolerance limit of turbidity should be less than  $\pm 10.0$  (%)

~ END OF REPORT ~

#### Remark(s): -

<sup>(f)</sup> "Displayed Reading" presents the figures shown on item under calibration/ checking regardless of equipment precision or significant figures.

<sup>(g)</sup> The "Tolerance Limit" mentioned is the acceptance criteria applicable for similar equipment used by Quality Pro Test-Consult Ltd. or quoted from relevant international standards.



專業化驗有限公司  
**QUALITY PRO TEST-CONSULT LIMITED**

Unit 10, 14/F, Wah Wai Centre, 38-40 Au Pui Wan St., Fotan, Hong Kong  
 Email: info@qualityprotest.com; Website: www.qualityprotest.com  
 Tel: (852) 3956 8717; Fax: (852) 3956 3928

# REPORT OF EQUIPMENT PERFORMANCE CHECK/ CALIBRATION

Report No. : AI010202  
 Date of Issue : 24 January, 2019  
 Page No. : 1 of 2

## PART A – CUSTOMER INFORMATION

Enovative Environmental Service Ltd.  
 Flat 2207, Yu Fun House,  
 Yu Chui Court, Shatin  
 New Territories, Hong Kong  
 Attn: Mr. Thomas WONG

## PART B – DESCRIPTION

Name of Equipment : YSI ProDSS (Multi-Parameters)  
 Manufacturer : YSI (a xylem brand)  
 Serial Number : 16H104234  
 Date of Received : Jan 23, 2019  
 Date of Calibration : Jan 23, 2019  
 Date of Next Calibration<sup>(a)</sup> : Apr 23, 2019

## PART C – REFERENCE METHODS/ DOCUMENTS FOR THE CALIBRATION

<u>Parameter</u>	<u>Reference Method</u>
pH at 25°C	APHA 21e 4500-H <sup>+</sup> B
Dissolved Oxygen	APHA 21e 4500-O G
Conductivity at 25°C	APHA 21e 2510 B
Salinity	APHA 21e 2520 B
Turbidity	APHA 21e 2130 B
Temperature	Section 6 of international Accreditation New Zealand Technical Guide no. 3 Second edition March 2008: Working Thermometer Calibration Procedure.

## PART D – CALIBRATION RESULTS<sup>(b,c)</sup>

### (1) pH at 25°C

Target (pH unit)	Displayed Reading <sup>(d)</sup> (pH Unit)	Tolerance <sup>(e)</sup> (pH Unit)	Results
4.00	3.97	-0.03	Satisfactory
7.42	7.42	0.00	Satisfactory
10.01	10.04	0.03	Satisfactory

Tolerance of pH should be less than ±0.20 (pH unit)

### (2) Temperature

Reading of Ref. thermometer (°C)	Displayed Reading (°C)	Tolerance (°C)	Results
10.0	9.9	-0.1	Satisfactory
19.0	18.8	-0.2	Satisfactory
44.0	44.2	0.2	Satisfactory


Tolerance limit of temperature should be less than ±2.0 (°C)

~ CONTINUED ON NEXT PAGE ~

#### Remark(s): -

- <sup>(a)</sup> The "Date of Next Calibration" is recommended according to best practice principals as practiced by QPT or quoted from relevant international standards.
- <sup>(b)</sup> The results relate only to the calibrated equipment as received
- <sup>(c)</sup> The performance of the equipment stated in this report is checked with independent reference material and results compared against a calibrated secondary source.
- <sup>(d)</sup> "Displayed Reading" denotes the figure shown on item under calibration/ checking regardless of equipment precision or significant figures.
- <sup>(e)</sup> The "Tolerance Limit" mentioned is referenced to YSI product specifications.

APPROVED SIGNATORY:

  
 LAM Ho-ye, Emma  
 Assistant Laboratory Manager





# REPORT OF EQUIPMENT PERFORMANCE CHECK/ CALIBRATION

Report No. : AI010202  
Date of Issue : 24 January, 2019  
Page No. : 2 of 2

## PART D – CALIBRATION RESULTS (Cont'd)

### (3) Dissolved Oxygen

Expected Reading (mg/L)	Displayed Reading (mg/L)	Tolerance (mg/L)	Results
0.00	0.00	0.00	Satisfactory
4.70	4.55	-0.15	Satisfactory
6.84	6.84	0.00	Satisfactory
9.08	9.08	0.00	Satisfactory

Tolerance limit of dissolved oxygen should be less than  $\pm 0.20$  (mg/L)

### (4) Conductivity at 25°C

Conc. of KCl (M)	Expected Reading ( $\mu\text{S}/\text{cm}$ )	Displayed Reading ( $\mu\text{S}/\text{cm}$ )	Tolerance (%)	Results
0.001	146.9	160.1	9.0	Satisfactory
0.01	1412	1388	-1.7	Satisfactory
0.1	12890	12746	-1.1	Satisfactory
0.5	58670	57244	-2.4	Satisfactory
1.0	111900	110348	-1.4	Satisfactory

Tolerance limit of conductivity should be less than  $\pm 10.0$  (%)

### (5) Salinity

Expected Reading (g/L)	Displayed Reading (g/L)	Tolerance (%)	Results
10	9.96	-0.4	Satisfactory
20	20.00	0.0	Satisfactory
30	30.21	0.7	Satisfactory

Tolerance limit of salinity should be less than  $\pm 10.0$  (%)

### (6) Turbidity

Expected Reading (NTU)	Displayed Reading <sup>(f)</sup> (NTU)	Tolerance <sup>(g)</sup> (%)	Results
0	0.00	--	--
10	10.00	0.0	Satisfactory
20	20.00	0.0	Satisfactory
100	97.40	-2.6	Satisfactory
800	780.90	-2.4	Satisfactory

Tolerance limit of turbidity should be less than  $\pm 10.0$  (%)

~ END OF REPORT ~

#### Remark(s): -

<sup>(f)</sup> "Displayed Reading" presents the figures shown on item under calibration/ checking regardless of equipment precision or significant figures.

<sup>(g)</sup> The "Tolerance Limit" mentioned is the acceptance criteria applicable for similar equipment used by Quality Pro Test-Consult Ltd. or quoted from relevant international standards.



專業化驗有限公司  
**QUALITY PRO TEST-CONSULT LIMITED**

Unit 10, 14/F, Wah Wai Centre, 38-40 Au Pui Wan St., Fotan, Hong Kong  
 Email: info@qualityprotest.com; Website: www.qualityprotest.com  
 Tel: (852) 3956 8717; Fax: (852) 3956 3928

# REPORT OF EQUIPMENT PERFORMANCE CHECK/ CALIBRATION

Report No. : AI010203  
 Date of Issue : 24 January, 2019  
 Page No. : 1 of 2

## PART A – CUSTOMER INFORMATION

Enovative Environmental Service Ltd.  
 Flat 2207, Yu Fun House,  
 Yu Chui Court, Shatin  
 New Territories, Hong Kong  
 Attn: Mr. Thomas WONG

## PART B – DESCRIPTION

Name of Equipment : YSI ProDSS (Multi-Parameters)  
 Manufacturer : YSI (a xylem brand)  
 Serial Number : 17H105557  
 Date of Received : Jan 23, 2019  
 Date of Calibration : Jan 23, 2019  
 Date of Next Calibration<sup>(a)</sup> : Apr 23, 2019

## PART C – REFERENCE METHODS/ DOCUMENTS FOR THE CALIBRATION

Parameter	Reference Method
pH at 25°C	APHA 21e 4500-H <sup>+</sup> B
Dissolved Oxygen	APHA 21e 4500-O G
Conductivity at 25°C	APHA 21e 2510 B
Salinity	APHA 21e 2520 B
Turbidity	APHA 21e 2130 B
Temperature	Section 6 of international Accreditation New Zealand Technical Guide no. 3 Second edition March 2008: Working Thermometer Calibration Procedure.

## PART D – CALIBRATION RESULTS<sup>(b,c)</sup>

### (1) pH at 25°C

Target (pH unit)	Displayed Reading <sup>(d)</sup> (pH Unit)	Tolerance <sup>(e)</sup> (pH Unit)	Results
4.00	4.01	0.01	Satisfactory
7.42	7.42	0.00	Satisfactory
10.01	10.03	0.02	Satisfactory

Tolerance of pH should be less than ±0.20 (pH unit)

### (2) Temperature

Reading of Ref. thermometer (°C)	Displayed Reading (°C)	Tolerance (°C)	Results
10.0	9.9	-0.1	Satisfactory
19.0	19.1	0.1	Satisfactory
44.0	44.2	0.2	Satisfactory


Tolerance limit of temperature should be less than ±2.0 (°C)

~ CONTINUED ON NEXT PAGE ~

#### Remark(s): -

- <sup>(a)</sup> The "Date of Next Calibration" is recommended according to best practice principals as practiced by QPT or quoted from relevant international standards.
- <sup>(b)</sup> The results relate only to the calibrated equipment as received
- <sup>(c)</sup> The performance of the equipment stated in this report is checked with independent reference material and results compared against a calibrated secondary source.
- <sup>(d)</sup> "Displayed Reading" denotes the figure shown on item under calibration/ checking regardless of equipment precision or significant figures.
- <sup>(e)</sup> The "Tolerance Limit" mentioned is referenced to YSI product specifications.

APPROVED SIGNATORY:

  
 LAM Ho-ye, Emma  
 Assistant Laboratory Manager





# REPORT OF EQUIPMENT PERFORMANCE CHECK/ CALIBRATION

Report No. : AI010203  
Date of Issue : 24 January, 2019  
Page No. : 2 of 2

## PART D – CALIBRATION RESULTS (Cont'd)

### (3) Dissolved Oxygen

Expected Reading (mg/L)	Displayed Reading (mg/L)	Tolerance (mg/L)	Results
0.00	0.00	0.00	Satisfactory
4.70	4.54	-0.16	Satisfactory
6.84	6.98	0.14	Satisfactory
9.08	9.08	0.00	Satisfactory

Tolerance limit of dissolved oxygen should be less than  $\pm 0.20$  (mg/L)

### (4) Conductivity at 25°C

Conc. of KCl (M)	Expected Reading ( $\mu\text{S/cm}$ )	Displayed Reading ( $\mu\text{S/cm}$ )	Tolerance (%)	Results
0.001	146.9	158.8	8.1	Satisfactory
0.01	1412	1374	-2.7	Satisfactory
0.1	12890	12735	-1.2	Satisfactory
0.5	58670	57949	-1.2	Satisfactory
1.0	111900	110477	-1.3	Satisfactory

Tolerance limit of conductivity should be less than  $\pm 10.0$  (%)

### (5) Salinity

Expected Reading (g/L)	Displayed Reading (g/L)	Tolerance (%)	Results
10	9.91	-0.9	Satisfactory
20	20.00	0.0	Satisfactory
30	30.28	0.9	Satisfactory

Tolerance limit of salinity should be less than  $\pm 10.0$  (%)

### (6) Turbidity

Expected Reading (NTU)	Displayed Reading <sup>(f)</sup> (NTU)	Tolerance <sup>(g)</sup> (%)	Results
0	0.00	--	--
10	10.00	0.0	Satisfactory
20	20.00	0.0	Satisfactory
100	98.20	-1.8	Satisfactory
800	783.00	-2.1	Satisfactory

Tolerance limit of turbidity should be less than  $\pm 10.0$  (%)

~ END OF REPORT ~

#### Remark(s): -

<sup>(f)</sup> "Displayed Reading" presents the figures shown on item under calibration/ checking regardless of equipment precision or significant figures.

<sup>(g)</sup> The "Tolerance Limit" mentioned is the acceptance criteria applicable for similar equipment used by Quality Pro Test-Consult Ltd. or quoted from relevant international standards.

**ENVIROTECH SERVICES CO.**

**Calibration Report of Wind Meter**

Date of Calibration : 30 September 2018

Brand of Test Meter: Global Water

Model: Speed Sensor: WE550 (S/N:E1337005099 )

Direction Sensor: WE570 (S/N:153500564)

Location : Pak Mong, Siu Ho Wan

Procedures :

- 1. Wind Still Test: The wind speed sensor was hold by hand until it keep still
- 2. Wind Speed Test: The wind meter was on-site calibrated against the Anemometer
- 3. Wind Direction Test : The wind meter was on-site calibrated against the marine compass at four directions

Results:

Wind Still Test


Wind Speed (m/s)
0.00


Wind Speed Test

Global Wate: (m/s)	Anemometer (m/s)
1.73	1.5
1.58	1.3
0.12	0.1

Wind Direction Test

Global Wate: (o)	Marine Compass (o)
270.88	270
0.04	0
89.87	90
179.56	180

Calibrated by:   
Yeung Ping Fai  
(Technical Officer)

Checked by :   
Ho Kam Fat  
(Senior Technical Officer)





輝創工程有限公司

Sun Creation Engineering Limited

Calibration & Testing Laboratory

# Certificate of Calibration

## 校正證書

Certificate No. : C184960

證書編號

ITEM TESTED / 送檢項目 (Job No. / 序引編號 : IC18-1761)      Date of Receipt / 收件日期 : 23 August 2018

Description / 儀器名稱 : Anemometer  
Manufacturer / 製造商 : Lutron  
Model No. / 型號 : AM-4201  
Serial No. / 編號 : AF.27513  
Supplied By / 委託者 : Envirotech Services Co.  
Room 113, 1/F, My Loft, 9 Hoi Wing Road, Tuen Mun,  
New Territories, Hong Kong

### TEST CONDITIONS / 測試條件

Temperature / 溫度 :  $(23 \pm 2)^{\circ}\text{C}$       Relative Humidity / 相對濕度 :  $(50 \pm 25)\%$   
Line Voltage / 電壓 : ---

### TEST SPECIFICATIONS / 測試規範


Calibration check


DATE OF TEST / 測試日期 : 5 September 2018

### TEST RESULTS / 測試結果

The results apply to the particular unit-under-test only.  
The results are detailed in the subsequent page(s).

The test equipment used for calibration are traceable to National Standards via :  
- Testo Industrial Services GmbH, Germany

Tested By :   
測試 : \_\_\_\_\_  
T L Shek  
Assistant Engineer

Certified By :   
核證 : \_\_\_\_\_  
H C Chan  
Engineer

Date of Issue : 6 September 2018  
簽發日期

The test equipment used for calibration are traceable to the Nation Standards as specified in this certificate. This certificate shall not be reproduced except in full, without the prior written approval of this laboratory.

本證書所載校正用之測試器材均可溯源至國際標準。局部複印本證書需先獲本實驗所書面批准。

Sun Creation Engineering Limited – Calibration & Testing Laboratory

c/o 4/F, 1 Hing On Lane, Tuen Mun, New Territories, Hong Kong

輝創工程有限公司 — 校正及檢測實驗室

c/o 香港新界屯門興安里一號四樓

Tel/電話: (852) 2927 2606

Fax/傳真: (852) 2744 8986

E-mail/電郵: callab@suncreation.com

Website/網址: www.suncreation.com



輝創工程有限公司

Sun Creation Engineering Limited

Calibration & Testing Laboratory

# Certificate of Calibration 校正證書

Certificate No. : C184960

證書編號

1. The unit-under-test (UUT) was allowed to stabilize in the laboratory for over 12 hours before the commencement of the test.
2. The results presented are the mean of 10 measurements at each calibration point.
3. Test equipment :

<u>Equipment ID</u>	<u>Description</u>	<u>Certificate No.</u>
CL386	Multi-function Measuring Instrument	S16493

4. Test procedure : MA130N.

5. Results :

### Air Velocity

Applied Value (m/s)	UUT Reading (m/s)	Measured Correction		
		Value (m/s)	Measurement Uncertainty	
			Expanded Uncertainty (m/s)	Coverage Factor
2.0	1.7	+0.3	0.2	2.0
4.0	3.8	+0.2	0.3	2.0
6.0	5.8	+0.2	0.3	2.0
8.0	7.9	+0.1	0.3	2.0
10.0	10.0	0.0	0.4	2.0

Remarks : - The Measured Corrections are defined as :  
Value = Applied Value - UUT Reading

- The expanded uncertainties are for a level of confidence of 95 %.

### Note :

Only the original copy or the laboratory's certified true copy is valid.

The values given in this Certificate only relate to the values measured at the time of the test and any uncertainties quoted will not include allowance for the equipment long term drift, variations with environment changes, vibration and shock during transportation, overloading, mis-handling, or the capability of any other laboratory to repeat the measurement. Sun Creation Engineering Limited shall not be liable for any loss or damage resulting from the use of the equipment.

The test equipment used for calibration are traceable to the Nation Standards as specified in this certificate. This certificate shall not be reproduced except in full, without the prior written approval of this laboratory.

本證書所載校正用之測試器材均可溯源至國際標準。局部複印本證書需先獲本實驗所書面批准。

Sun Creation Engineering Limited - Calibration & Testing Laboratory

c/o 4/F, 1 Hing On Lane, Tuen Mun, New Territories, Hong Kong

輝創工程有限公司 - 校正及檢測實驗室

c/o 香港新界屯門興安里一號四樓

Tel/電話: (852) 2927 2606

Fax/傳真: (852) 2744 8986

E-mail/電郵: callab@suncreation.com

Website/網址: www.suncreation.com

Page 2 of 2