

Appendix G

Impact Air Quality  
Monitoring Results and  
Graphical Presentation

## 1-hour TSP Monitoring Results at Air Quality Monitoring Station ASR8A

| Project | Works      | Date(yyyy-mm-dd) | Station | Time (hh:mm, 24hour) | Parameter | Results (ug/m3) | Action Level (ug/m3) | Limit Level (ug/m3) |  |  |
|---------|------------|------------------|---------|----------------------|-----------|-----------------|----------------------|---------------------|--|--|
| TMCLKL  | HY/2012/07 | 2019/05/02       | ASR8A   | 9:10                 | 1-hr TSP  | 96              | 394                  | 500                 |  |  |
| TMCLKL  | HY/2012/07 | 2019/05/02       | ASR8A   | 10:12                | 1-hr TSP  | 66              |                      |                     |  |  |
| TMCLKL  | HY/2012/07 | 2019/05/02       | ASR8A   | 11:17                | 1-hr TSP  | 60              |                      |                     |  |  |
| TMCLKL  | HY/2012/07 | 2019/05/08       | ASR8A   | 8:27                 | 1-hr TSP  | 66              |                      |                     |  |  |
| TMCLKL  | HY/2012/07 | 2019/05/08       | ASR8A   | 9:29                 | 1-hr TSP  | 35              |                      |                     |  |  |
| TMCLKL  | HY/2012/07 | 2019/05/08       | ASR8A   | 10:31                | 1-hr TSP  | 89              |                      |                     |  |  |
| TMCLKL  | HY/2012/07 | 2019/05/14       | ASR8A   | 8:38                 | 1-hr TSP  | 56              |                      |                     |  |  |
| TMCLKL  | HY/2012/07 | 2019/05/14       | ASR8A   | 9:40                 | 1-hr TSP  | 58              |                      |                     |  |  |
| TMCLKL  | HY/2012/07 | 2019/05/14       | ASR8A   | 10:44                | 1-hr TSP  | 126             |                      |                     |  |  |
| TMCLKL  | HY/2012/07 | 2019/05/20       | ASR8A   | 8:40                 | 1-hr TSP  | 45              |                      |                     |  |  |
| TMCLKL  | HY/2012/07 | 2019/05/20       | ASR8A   | 9:42                 | 1-hr TSP  | 41              |                      |                     |  |  |
| TMCLKL  | HY/2012/07 | 2019/05/20       | ASR8A   | 10:47                | 1-hr TSP  | 49              |                      |                     |  |  |
| TMCLKL  | HY/2012/07 | 2019/05/23       | ASR8A   | 8:56                 | 1-hr TSP  | 62              |                      |                     |  |  |
| TMCLKL  | HY/2012/07 | 2019/05/23       | ASR8A   | 9:58                 | 1-hr TSP  | 76              |                      |                     |  |  |
| TMCLKL  | HY/2012/07 | 2019/05/23       | ASR8A   | 11:02                | 1-hr TSP  | 24              |                      |                     |  |  |
| TMCLKL  | HY/2012/07 | 2019/05/29       | ASR8A   | 8:35                 | 1-hr TSP  | 129             |                      |                     |  |  |
| TMCLKL  | HY/2012/07 | 2019/05/29       | ASR8A   | 9:37                 | 1-hr TSP  | 16              |                      |                     |  |  |
| TMCLKL  | HY/2012/07 | 2019/05/29       | ASR8A   | 10:41                | 1-hr TSP  | 43              |                      |                     |  |  |
|         |            |                  |         |                      | Average   | 63              |                      |                     |  |  |
|         |            |                  |         |                      | Min.      | 16              |                      |                     |  |  |
|         |            |                  |         |                      | Max.      | 129             |                      |                     |  |  |

## 1-hour TSP Monitoring Results at Air Quality Monitoring Station ASR9

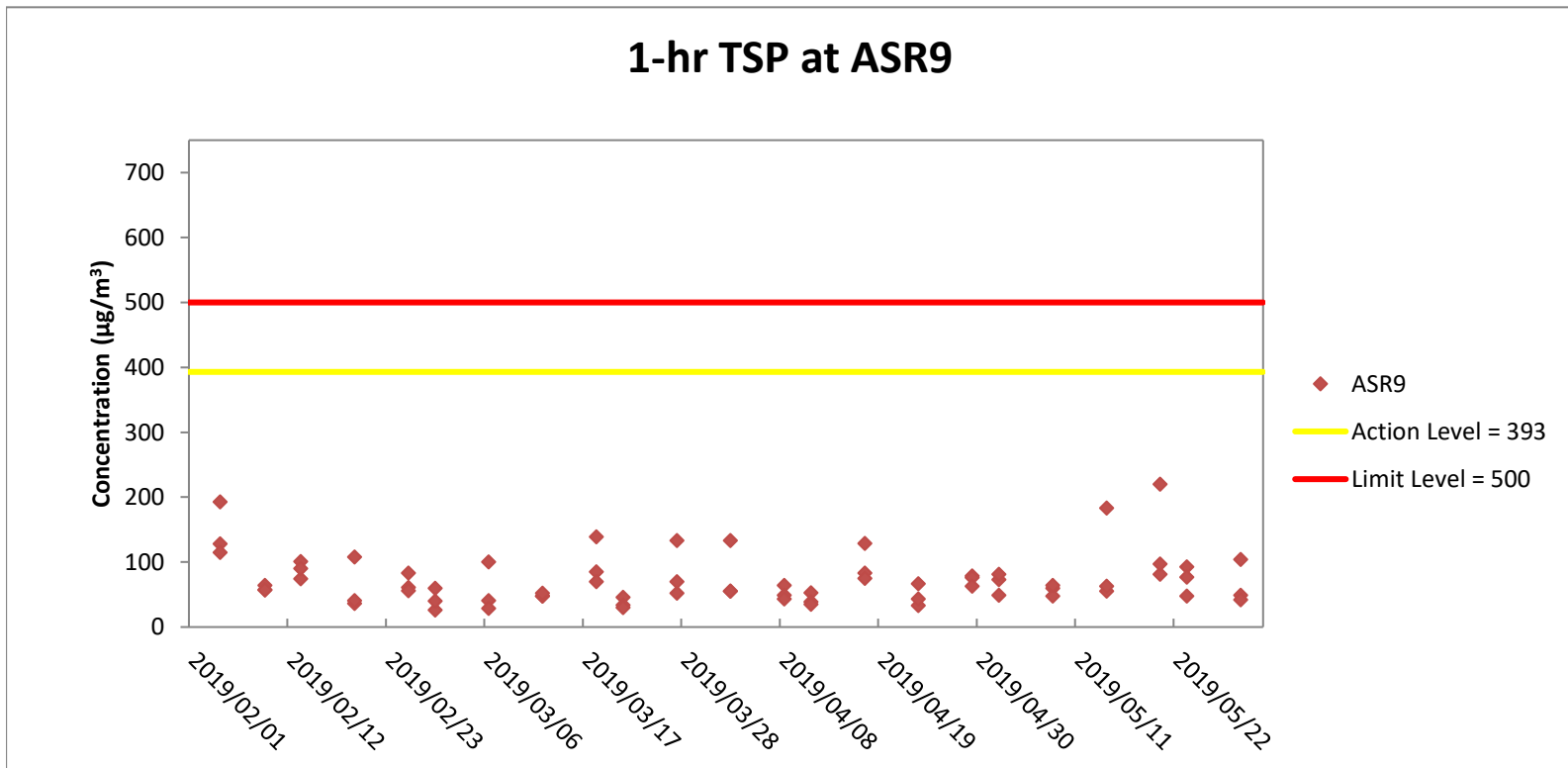
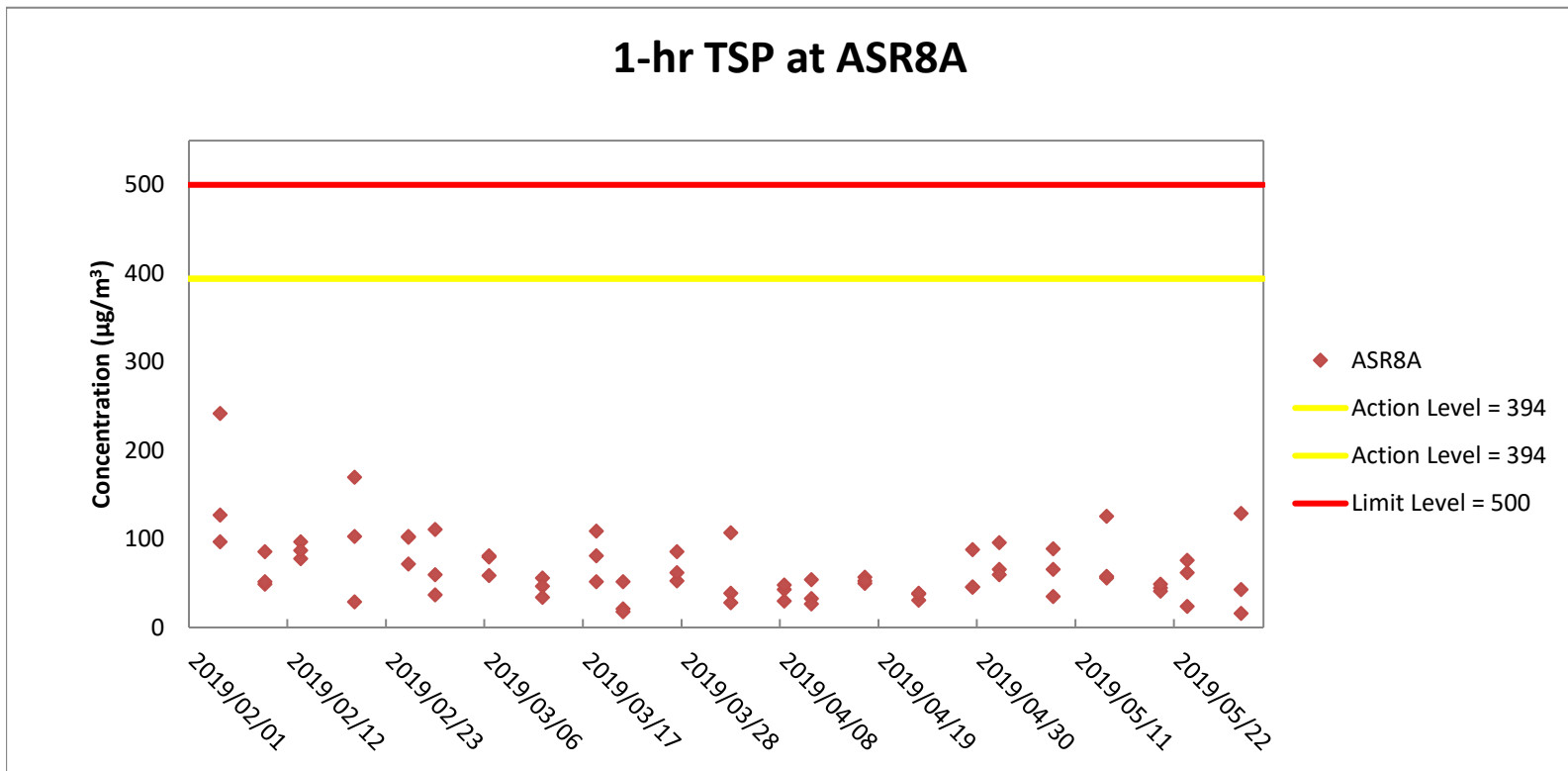
| Project | Works      | Date(yyyy-mm-dd) | Station | Time (hh:mm, 24hour) | Parameter | Results (ug/m3) | Action Level (ug/m3) | Limit Level (ug/m3) |  |  |
|---------|------------|------------------|---------|----------------------|-----------|-----------------|----------------------|---------------------|--|--|
| TMCLKL  | HY/2012/07 | 2019/05/02       | ASR9    | 9:00                 | 1-hr TSP  | 49              | 393                  | 500                 |  |  |
| TMCLKL  | HY/2012/07 | 2019/05/02       | ASR9    | 10:02                | 1-hr TSP  | 73              |                      |                     |  |  |
| TMCLKL  | HY/2012/07 | 2019/05/02       | ASR9    | 11:06                | 1-hr TSP  | 81              |                      |                     |  |  |
| TMCLKL  | HY/2012/07 | 2019/05/08       | ASR9    | 8:15                 | 1-hr TSP  | 60              |                      |                     |  |  |
| TMCLKL  | HY/2012/07 | 2019/05/08       | ASR9    | 9:17                 | 1-hr TSP  | 48              |                      |                     |  |  |
| TMCLKL  | HY/2012/07 | 2019/05/08       | ASR9    | 10:19                | 1-hr TSP  | 64              |                      |                     |  |  |
| TMCLKL  | HY/2012/07 | 2019/05/14       | ASR9    | 8:28                 | 1-hr TSP  | 55              |                      |                     |  |  |
| TMCLKL  | HY/2012/07 | 2019/05/14       | ASR9    | 9:30                 | 1-hr TSP  | 63              |                      |                     |  |  |
| TMCLKL  | HY/2012/07 | 2019/05/14       | ASR9    | 10:33                | 1-hr TSP  | 183             |                      |                     |  |  |
| TMCLKL  | HY/2012/07 | 2019/05/20       | ASR9    | 8:30                 | 1-hr TSP  | 81              |                      |                     |  |  |
| TMCLKL  | HY/2012/07 | 2019/05/20       | ASR9    | 9:32                 | 1-hr TSP  | 220             |                      |                     |  |  |
| TMCLKL  | HY/2012/07 | 2019/05/20       | ASR9    | 10:39                | 1-hr TSP  | 97              |                      |                     |  |  |
| TMCLKL  | HY/2012/07 | 2019/05/23       | ASR9    | 8:45                 | 1-hr TSP  | 93              |                      |                     |  |  |
| TMCLKL  | HY/2012/07 | 2019/05/23       | ASR9    | 9:47                 | 1-hr TSP  | 77              |                      |                     |  |  |
| TMCLKL  | HY/2012/07 | 2019/05/23       | ASR9    | 10:50                | 1-hr TSP  | 48              |                      |                     |  |  |
| TMCLKL  | HY/2012/07 | 2019/05/29       | ASR9    | 8:25                 | 1-hr TSP  | 104             |                      |                     |  |  |
| TMCLKL  | HY/2012/07 | 2019/05/29       | ASR9    | 9:27                 | 1-hr TSP  | 49              |                      |                     |  |  |
| TMCLKL  | HY/2012/07 | 2019/05/29       | ASR9    | 10:30                | 1-hr TSP  | 42              |                      |                     |  |  |
|         |            |                  |         |                      | Average   | 83              |                      |                     |  |  |
|         |            |                  |         |                      | Min.      | 42              |                      |                     |  |  |
|         |            |                  |         |                      | Max.      | 220             |                      |                     |  |  |

**24-hour TSP Monitoring Results at Air Quality Monitoring Station ASR8A**

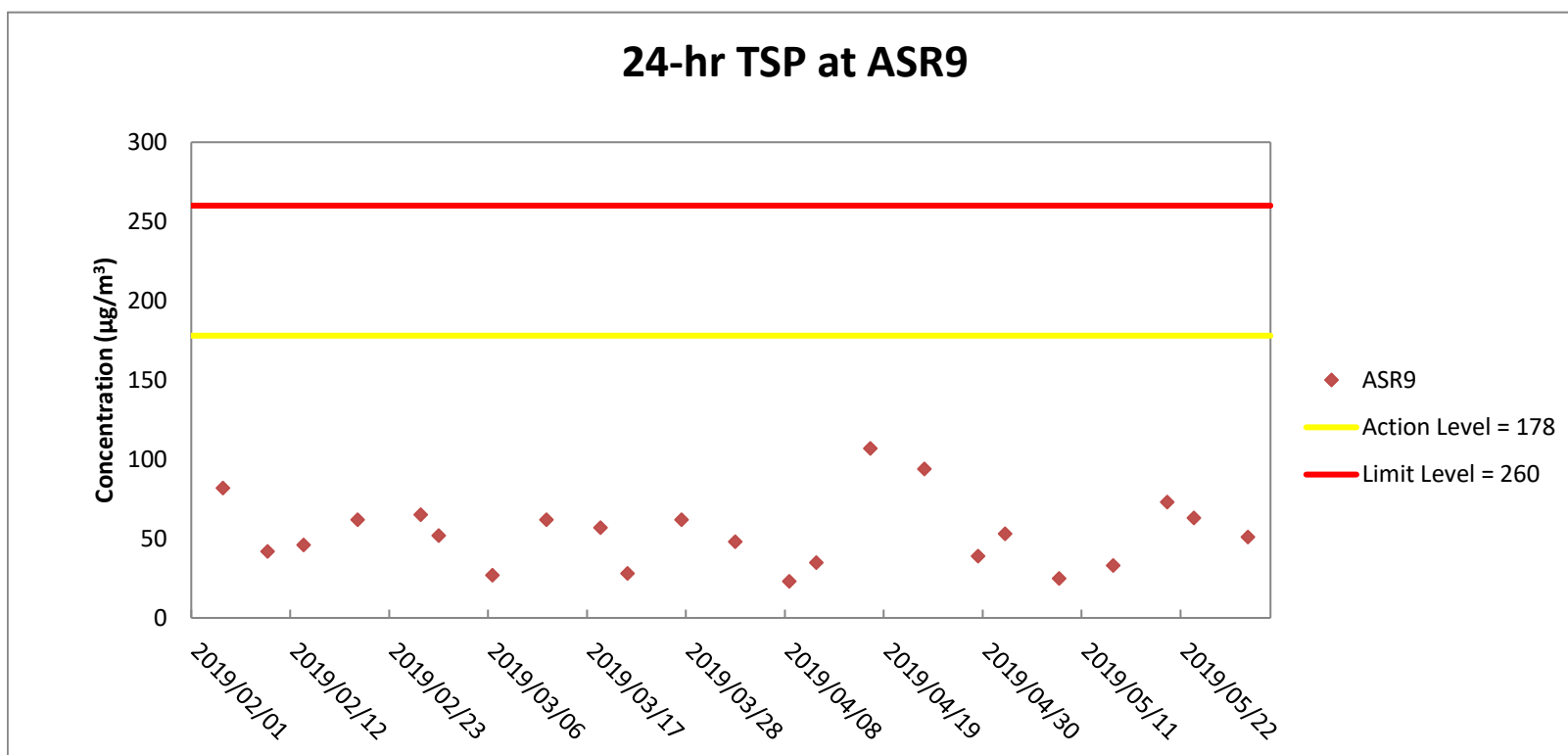
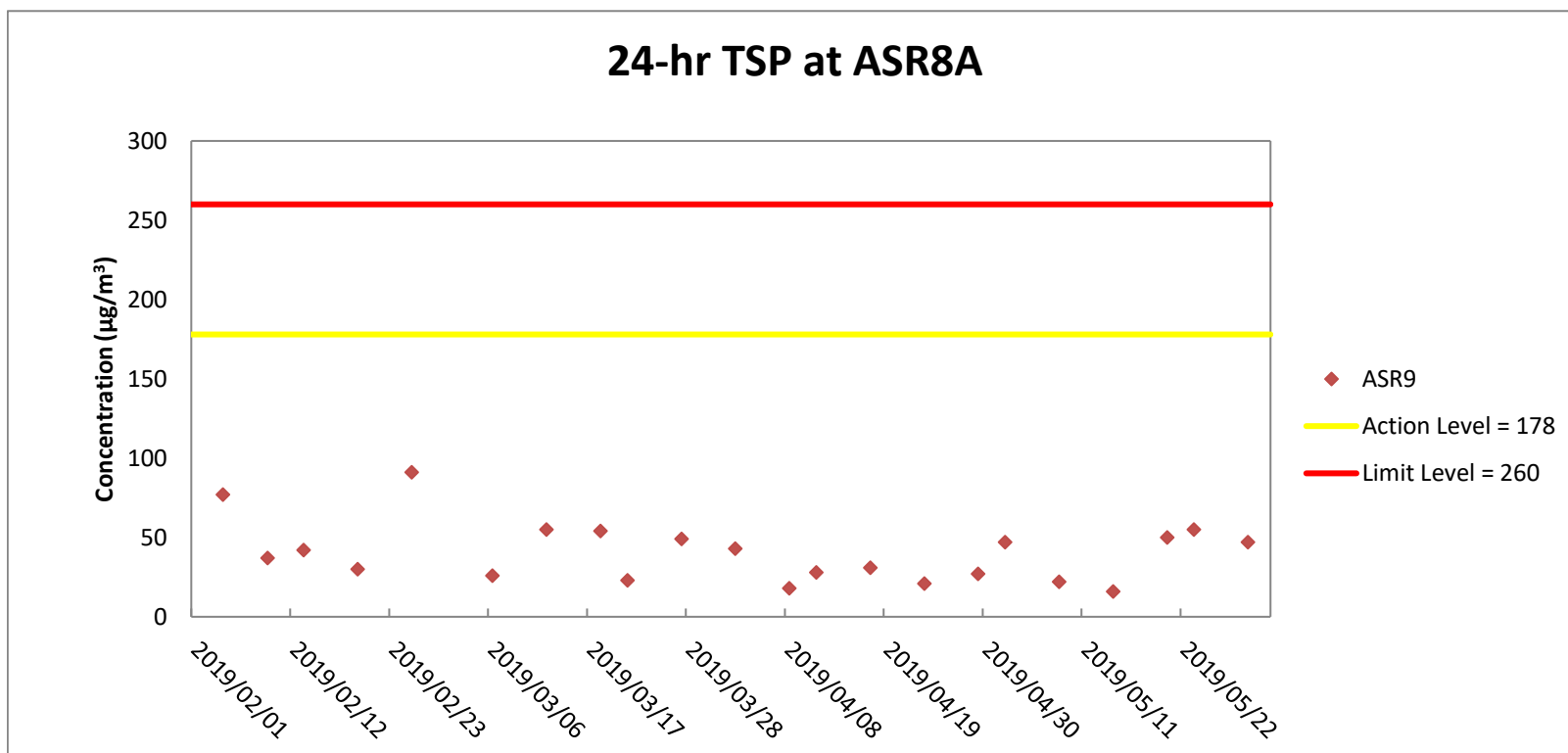
| Project | Works      | Date(yyyy-mm-dd) | Station | Time (hh:mm, 24hour) | Parameter | Results (ug/m3) | Action Level (ug/m3) | Limit Level (ug/m3) |
|---------|------------|------------------|---------|----------------------|-----------|-----------------|----------------------|---------------------|
| TMCLKL  | HY/2012/07 | 2019/05/02       | ASR8A   | 12:19                | 24-hr TSP | 47              | 178                  | 260                 |
| TMCLKL  | HY/2012/07 | 2019/05/08       | ASR8A   | 11:33                | 24-hr TSP | 22              |                      |                     |
| TMCLKL  | HY/2012/07 | 2019/05/14       | ASR8A   | 11:46                | 24-hr TSP | 16              |                      |                     |
| TMCLKL  | HY/2012/07 | 2019/05/20       | ASR8A   | 11:49                | 24-hr TSP | 50              |                      |                     |
| TMCLKL  | HY/2012/07 | 2019/05/23       | ASR8A   | 12:04                | 24-hr TSP | 55              |                      |                     |
| TMCLKL  | HY/2012/07 | 2019/05/29       | ASR8A   | 11:43                | 24-hr TSP | 47              |                      |                     |
|         |            |                  |         |                      |           | Average         | 40                   |                     |
|         |            |                  |         |                      |           | Min.            | 16                   |                     |
|         |            |                  |         |                      |           | Max.            | 55                   |                     |

**24-hour TSP Monitoring Results at Air Quality Monitoring Station ASR9**

| Project | Works      | Date(yyyy-mm-dd) | Station | Time (hh:mm, 24hour) | Parameter | Results (ug/m3) | Action Level (ug/m3) | Limit Level (ug/m3) |
|---------|------------|------------------|---------|----------------------|-----------|-----------------|----------------------|---------------------|
| TMCLKL  | HY/2012/07 | 2019/05/02       | ASR9    | 12:08                | 24-hr TSP | 53              | 178                  | 260                 |
| TMCLKL  | HY/2012/07 | 2019/05/08       | ASR9    | 11:21                | 24-hr TSP | 25              |                      |                     |
| TMCLKL  | HY/2012/07 | 2019/05/14       | ASR9    | 11:35                | 24-hr TSP | 33              |                      |                     |
| TMCLKL  | HY/2012/07 | 2019/05/20       | ASR9    | 11:38                | 24-hr TSP | 73              |                      |                     |
| TMCLKL  | HY/2012/07 | 2019/05/23       | ASR9    | 11:52                | 24-hr TSP | 63              |                      |                     |
| TMCLKL  | HY/2012/07 | 2019/05/29       | ASR9    | 11:32                | 24-hr TSP | 51              |                      |                     |
|         |            |                  |         |                      |           | Average         | 50                   |                     |
|         |            |                  |         |                      |           | Min.            | 25                   |                     |
|         |            |                  |         |                      |           | Max.            | 73                   |                     |



Weather condition within the reporting period varied between sunny to cloudy.  
 Major construction works undertaken within the reporting period include slope work at Viaduct D and landscaping works at HKBCF.  
 Marine works within the reporting period include reinstatement of seawall at seafront



Weather condition within the reporting period varied between sunny to cloudy.

Major construction works undertaken within the reporting period include slope work at Viaduct D and landscaping works at HKBCF.

Marine works within the reporting period include reinstatement of seawall at seafront