

Appendix G

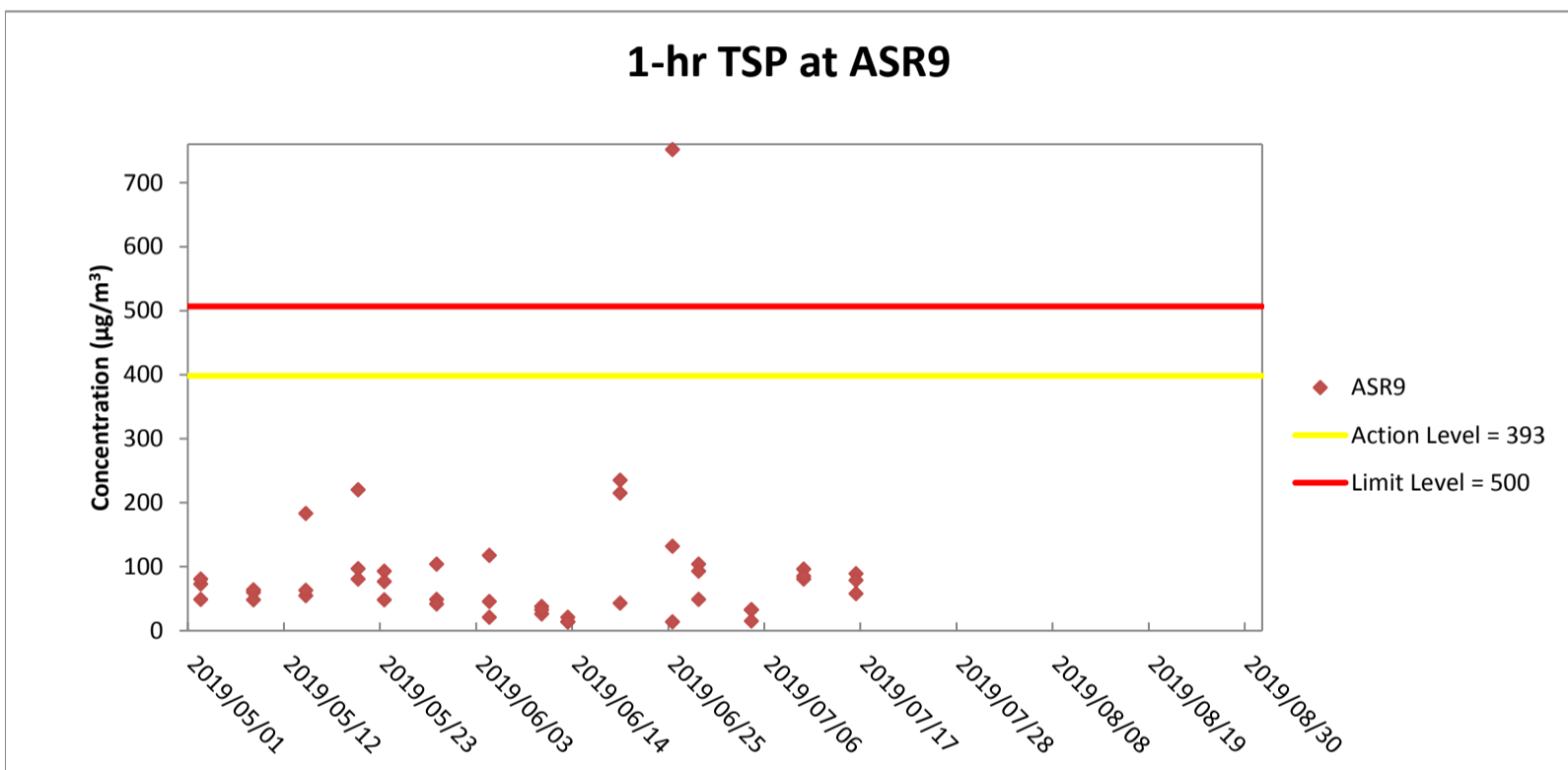
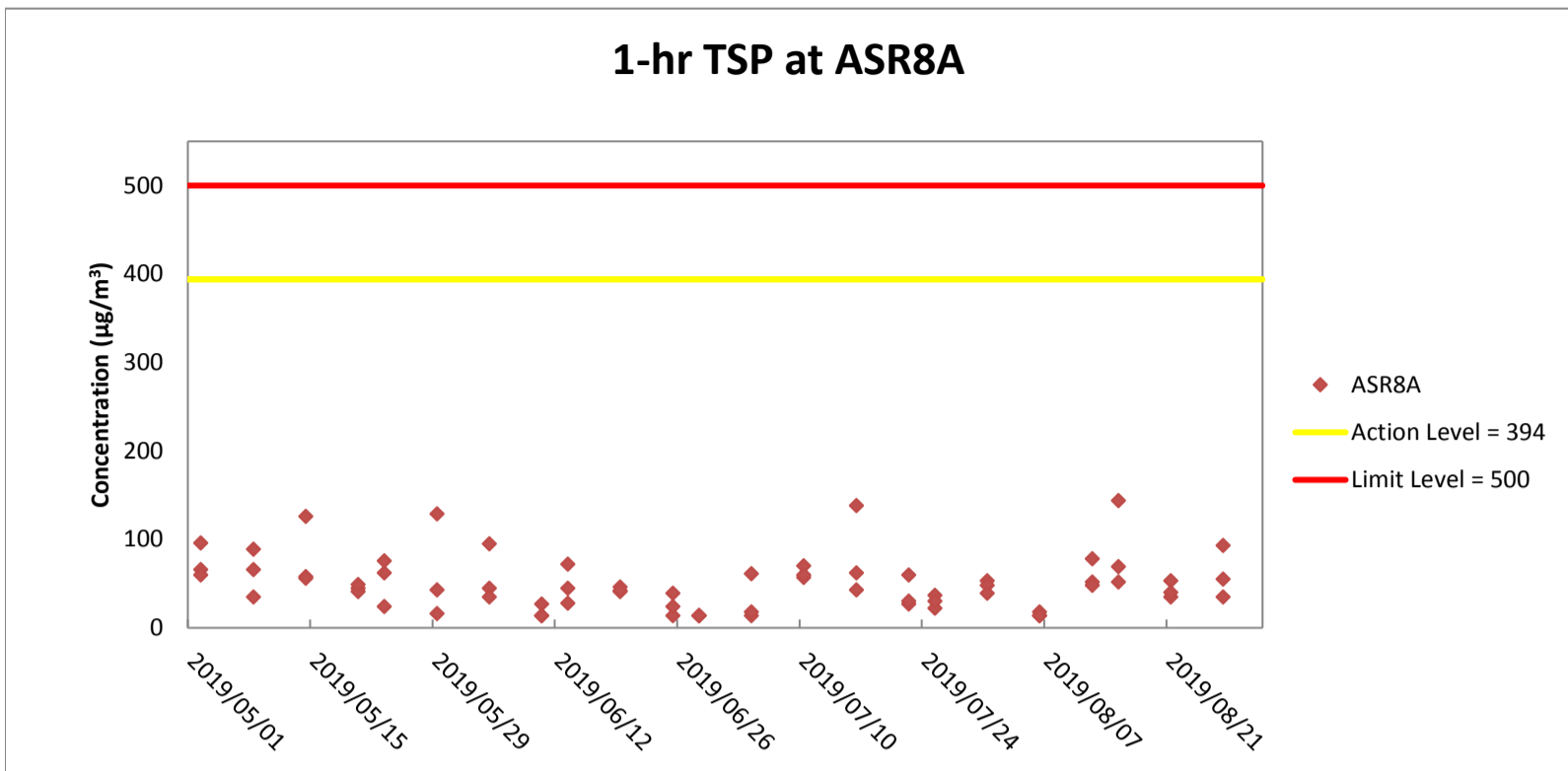
Impact Air Quality
Monitoring Results and
Graphical Presentation

1-hour TSP Monitoring Results at Air Quality Monitoring Station ASR8A

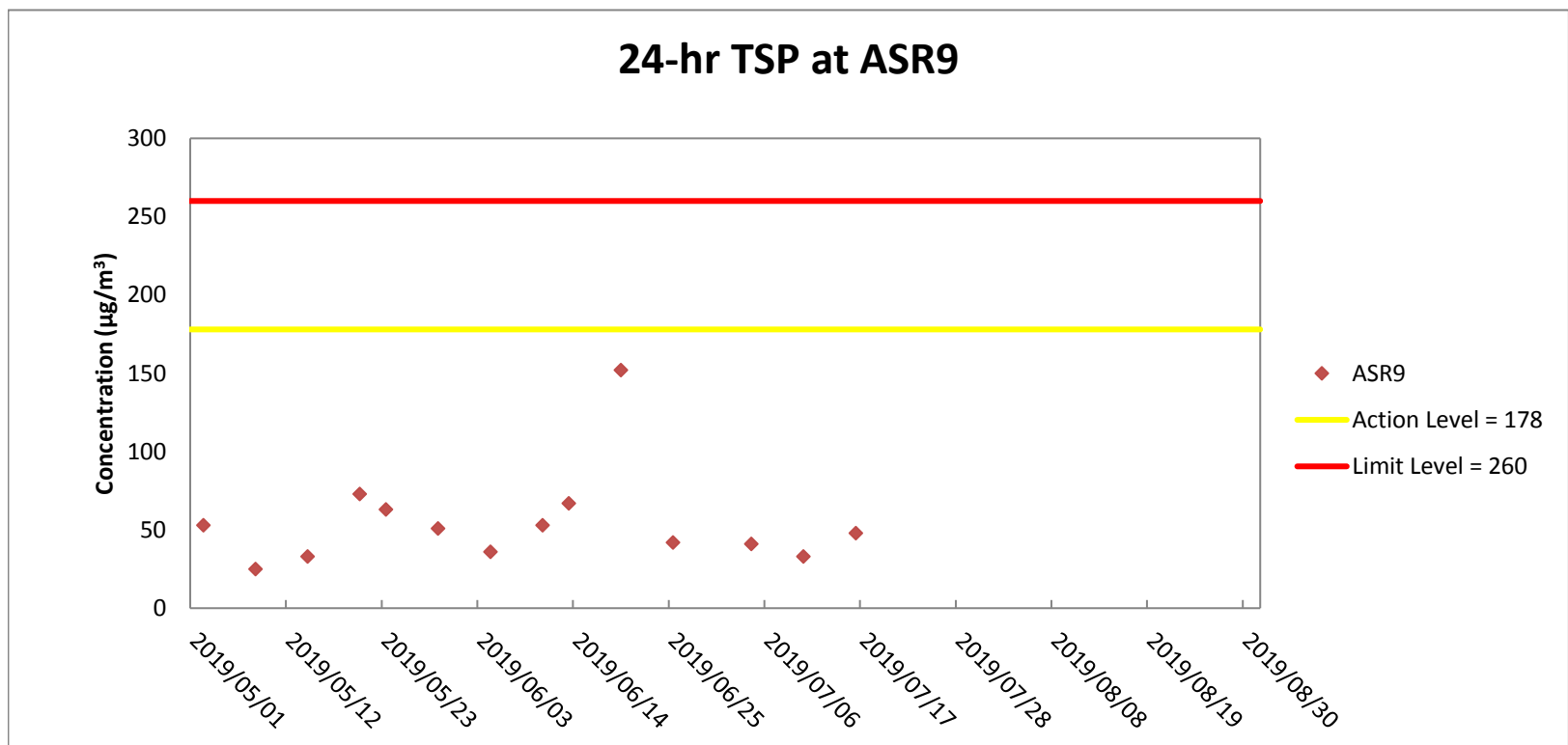
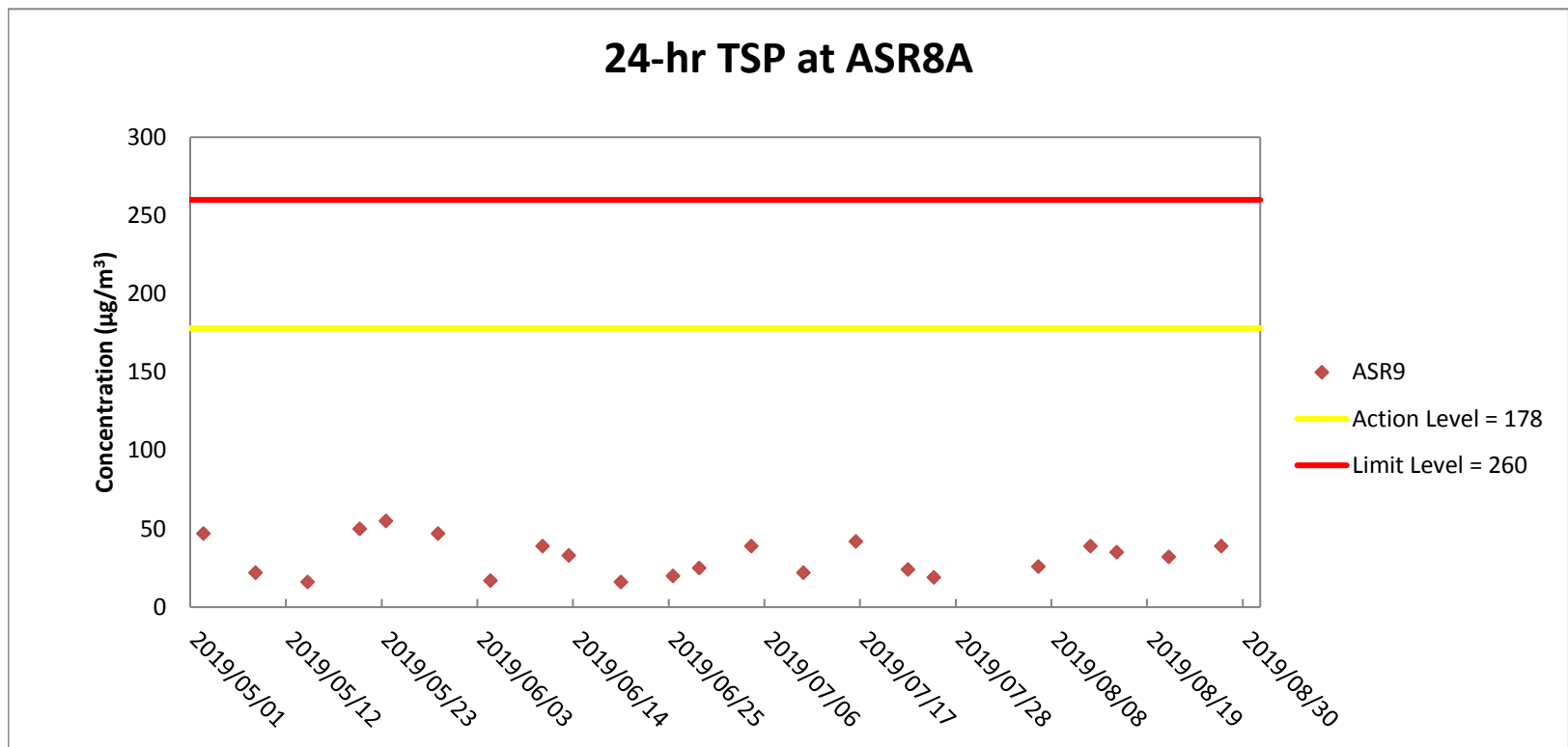
| Project | Works | Date(yyyy-mm-dd) | Station | Time (hh:mm, 24hour) | Parameter | Results (ug/m3) | Action Level (ug/m3) | Limit Level (ug/m3) | | |
|---------|------------|------------------|---------|----------------------|-----------|-----------------|----------------------|---------------------|--|--|
| TMCLKL | HY/2012/07 | 2019/08/06 | ASR8A | 8:40 | 1-hr TSP | 18 | 394 | 500 | | |
| TMCLKL | HY/2012/07 | 2019/08/06 | ASR8A | 9:42 | 1-hr TSP | 14 | | | | |
| TMCLKL | HY/2012/07 | 2019/08/06 | ASR8A | 10:44 | 1-hr TSP | 14 | | | | |
| TMCLKL | HY/2012/07 | 2019/08/12 | ASR8A | 8:10 | 1-hr TSP | 52 | | | | |
| TMCLKL | HY/2012/07 | 2019/08/12 | ASR8A | 9:12 | 1-hr TSP | 48 | | | | |
| TMCLKL | HY/2012/07 | 2019/08/12 | ASR8A | 10:14 | 1-hr TSP | 78 | | | | |
| TMCLKL | HY/2012/07 | 2019/08/15 | ASR8A | 8:20 | 1-hr TSP | 69 | | | | |
| TMCLKL | HY/2012/07 | 2019/08/15 | ASR8A | 9:22 | 1-hr TSP | 52 | | | | |
| TMCLKL | HY/2012/07 | 2019/08/15 | ASR8A | 10:24 | 1-hr TSP | 144 | | | | |
| TMCLKL | HY/2012/07 | 2019/08/21 | ASR8A | 8:05 | 1-hr TSP | 53 | | | | |
| TMCLKL | HY/2012/07 | 2019/08/21 | ASR8A | 10:10 | 1-hr TSP | 35 | | | | |
| TMCLKL | HY/2012/07 | 2019/08/21 | ASR8A | 11:12 | 1-hr TSP | 40 | | | | |
| TMCLKL | HY/2012/07 | 2019/08/27 | ASR8A | 8:13 | 1-hr TSP | 55 | | | | |
| TMCLKL | HY/2012/07 | 2019/08/27 | ASR8A | 9:15 | 1-hr TSP | 35 | | | | |
| TMCLKL | HY/2012/07 | 2019/08/27 | ASR8A | 10:17 | 1-hr TSP | 93 | | | | |
| Average | | | | | | 53 | | | | |
| Min. | | | | | | 14 | | | | |
| Max. | | | | | | 144 | | | | |

24-hour TSP Monitoring Results at Air Quality Monitoring Station ASR8A

| Project | Works | Date(yyyy-mm-dd) | Station | Time (hh:mm, 24hour) | Parameter | Results (ug/m3) | Action Level (ug/m3) | Limit Level (ug/m3) |
|---------|------------|------------------|---------|----------------------|-----------|-----------------|----------------------|---------------------|
| TMCLKL | HY/2012/07 | 2019/08/06 | ASR8A | 11:46 | 24-hr TSP | 26 | 178 | 260 |
| TMCLKL | HY/2012/07 | 2019/08/12 | ASR8A | 11:16 | 24-hr TSP | 39 | | |
| TMCLKL | HY/2012/07 | 2019/08/15 | ASR8A | 11:26 | 24-hr TSP | 35 | | |
| TMCLKL | HY/2012/07 | 2019/08/21 | ASR8A | 12:14 | 24-hr TSP | 32 | | |
| TMCLKL | HY/2012/07 | 2019/08/27 | ASR8A | 11:19 | 24-hr TSP | 39 | | |
| | | | | | Average | 34 | | |
| | | | | | Min. | 26 | | |
| | | | | | Max. | 39 | | |



Weather condition within the reporting period varied between sunny to cloudy.
 No major construction works undertaken within the reporting period.



Weather condition within the reporting period varied between sunny to cloudy.
 No major construction works undertaken within the reporting period.