

High-Volume TSP Sampler
5-Point Calibration Record

Location : ASR 5
 Calibrated by : P.F. Yeung
 Date : 10/08/2014

Sampler

Model : TE-5170
 Serial Number : S/N 0816

Calibration Office and Standard Calibration Relationship

Serial Number : 2454
 Service Date : 24 Mar 2014
 Slope (m) : 2.07593
 Intercept (b) : -0.00102
 Correlation Coefficient(r) : 0.99996

Standard Condition

Pstd (hpa) : 1013
 Tstd (K) : 298.18

Calibration Condition

Pa (hpa) : 1004
 Ta(K) : 301

Resistance Plate	dH [green liquid] (inch water)	Z	X=Qstd (cubic meter/min)	IC (chart)	Y (corrected)
1 18 holes	12.5	3.502	1.688	55	54.48
2 13 holes	10.0	3.132	1.509	49	48.54
3 10 holes	7.5	2.713	1.307	42	41.60
4 7 holes	4.8	2.170	1.046	34	33.68
5 5 holes	2.8	1.658	0.799	26	25.75

Notes: $Z = \sqrt{dH(Pa/Pstd)(Tstd/Ta)}$, $X = Z/m - b$, $Y(\text{Corrected Flow}) = IC * \{\sqrt{Pa/Pstd}(Tstd/Ta)\}$

Sampler Calibration Relationship (Linear Regression)

Slope(m): 32.223 Intercept(b): -0.106 Correlation Coefficient(r): 0.9998

Checked by: Magnum Fan

Date: 16/08/2014

High-Volume TSP Sampler
5-Point Calibration Record

Location : ASR10
 Calibrated by : P.F. Yeung
 Date : 10/08/2014

Sampler

Model : TE-5170
 Serial Number : S/N 8162

Calibration Office and Standard Calibration Relationship

Serial Number : 2454
 Service Date : 24 Mar 2014
 Slope (m) : 2.07593
 Intercept (b) : -0.00102
 Correlation Coefficient(r) : 0.99996

Standard Condition

Pstd (hpa) : 1013
 Tstd (K) : 298.18

Calibration Condition

Pa (hpa) : 1004
 Ta(K) : 301

Resistance Plate	dH [green liquid] (inch water)	Z	X=Qstd (cubic meter/min)	IC (chart)	Y (corrected)
1 18 holes	12.5	3.502	1.688	56	55.47
2 13 holes	10.2	3.164	1.524	51	50.52
3 10 holes	7.7	2.749	1.325	44	43.59
4 7 holes	5.0	2.215	1.067	37	36.65
5 5 holes	3.0	1.716	0.827	30	29.72

Notes: $Z = \sqrt{dH(Pa/Pstd)(Tstd/Ta)}$, $X = Z/m - b$, $Y(\text{Corrected Flow}) = IC * \{\sqrt{Pa/Pstd}(Tstd/Ta)\}$

Sampler Calibration Relationship (Linear Regression)

Slope(m): 29.930 Intercept(b): 4.692 Correlation Coefficient(r): 0.9991

Checked by: Magnum Fan

Date: 16/08/14

High-Volume TSP Sampler
5-Point Calibration Record

Location : AQMS1
 Calibrated by : P.F. Yeung
 Date : 10/08/2014

Sampler

Model : TE-5170
 Serial Number : S/N 1253

Calibration Office and Standard Calibration Relationship

Serial Number : 2454
 Service Date : 24 Mar 2014
 Slope (m) : 2.07593
 Intercept (b) : -0.00102
 Correlation Coefficient(r) : 0.99996

Standard Condition

Pstd (hpa) : 1013
 Tstd (K) : 298.18

Calibration Condition

Pa (hpa) : 1004
 Ta(K) : 301

Resistance Plate	dH [green liquid] (inch water)	Z	X=Qstd (cubic meter/min)	IC (chart)	Y (corrected)
1 18 holes	12.7	3.530	1.701	54	53.49
2 13 holes	10.0	3.132	1.509	48	47.55
3 10 holes	7.5	2.713	1.307	41	40.61
4 7 holes	4.7	2.148	1.035	33	32.69
5 5 holes	2.9	1.687	0.813	26	25.75

Notes: $Z = \sqrt{dH(Pa/Pstd)(Tstd/Ta)}$, $X = Z/m - b$, $Y(\text{Corrected Flow}) = IC * \{\sqrt{Pa/Pstd}(Tstd/Ta)\}$

Sampler Calibration Relationship (Linear Regression)

Slope(m): 31.216 Intercept(b): 0.276 Correlation Coefficient(r): 0.9997

Checked by: Magnum Fan

Date: 16/08/2014

High-Volume TSP Sampler
5-Point Calibration Record

Location : ASR 1
 Calibrated by : P.F. Yeung
 Date : 10/08/2014

Sampler

Model : TE-5170
 Serial Number : S/N 0146

Calibration Office and Standard Calibration Relationship

Serial Number : 2454
 Service Date : 24 Mar 2014
 Slope (m) : 2.07593
 Intercept (b) : -0.00102
 Correlation Coefficient(r) : 0.99996

Standard Condition

Pstd (hpa) : 1013
 Tstd (K) : 298.18

Calibration Condition

Pa (hpa) : 1004
 Ta(K) : 301

Resistance Plate	dH [green liquid] (inch water)	Z	X=Qstd (cubic meter/min)	IC (chart)	Y (corrected)
1 18 holes	12.8	3.544	1.708	55	54.48
2 13 holes	9.2	3.005	1.448	46	45.57
3 10 holes	6.6	2.545	1.226	38	37.64
4 7 holes	5.0	2.215	1.067	33	32.69
5 5 holes	3.0	1.716	0.827	25	24.76

Notes: $Z = \sqrt{dH(Pa/Pstd)(Tstd/Ta)}$, $X = Z/m - b$, $Y(\text{Corrected Flow}) = IC * \sqrt{Pa/Pstd)(Tstd/Ta)}$

Sampler Calibration Relationship (Linear Regression)

Slope(m): 33.797 Intercept(b): -3.395 Correlation Coefficient(r): 0.9997

Checked by: Magnum Fan

Date: 16/08/2014

High-Volume TSP Sampler
5-Point Calibration Record

Location : ASR 6
 Calibrated by : P.F. Yeung
 Date : 10/08/2014

Sampler

Model : TE-5170
 Serial Number : S/N 3957

Calibration Office and Standard Calibration Relationship

Serial Number : 2454
 Service Date : 24 Mar 2014
 Slope (m) : 2.05818
 Intercept (b) : 0.01929
 Correlation Coefficient(r) : 0.99991

Standard Condition

Pstd (hpa) : 1013
 Tstd (K) : 298.18

Calibration Condition

Pa (hpa) : 1004
 Ta(K) : 301

Resistance Plate	dH [green liquid] (inch water)	Z	X=Qstd (cubic meter/min)	IC (chart)	Y (corrected)
1 18 holes	12.4	3.488	1.681	57	56.46
2 13 holes	9.9	3.117	1.502	50	49.53
3 10 holes	7.2	2.658	1.281	43	42.59
4 7 holes	4.8	2.170	1.046	35	34.67
5 5 holes	2.8	1.658	0.799	25	24.76

Notes: $Z = \sqrt{dH(Pa/Pstd)(Tstd/Ta)}$, $X = Z/m - b$, $Y(\text{Corrected Flow}) = IC * \sqrt{Pa/Pstd)(Tstd/Ta)}$

Sampler Calibration Relationship (Linear Regression)

Slope(m): 35.273 Intercept(b): -2.899 Correlation Coefficient(r): 0.9991

Checked by: Magnum Fan

Date: 16/08/2014

Certificate of Calibration

校正證書

Certificate No. : C143205
證書編號

ITEM TESTED / 送檢項目 (Job No. / 序引編號 : IC14-1304)

Date of Receipt / 收件日期 : 19 May 2014

Description / 儀器名稱 : Anemometer
Manufacturer / 製造商 : Lutron
Model No. / 型號 : AM-4201
Serial No. / 編號 : AF.27513
Supplied By / 委託者 : Envirotech Services Co.
Shop 6, G/F., Casio Mansion, 209 Shaukeiwan Road,
Hong Kong

TEST CONDITIONS / 測試條件

Temperature / 溫度 : (23 ± 2)°C
Relative Humidity / 相對濕度 : (55 ± 20)%
Line Voltage / 電壓 : ---

TEST SPECIFICATIONS / 測試規範

Calibration check


DATE OF TEST / 測試日期 : 26 May 2014

TEST RESULTS / 測試結果

The results apply to the particular unit-under-test only.
The results are detailed in the subsequent page(s).

The test equipment used for calibration are traceable to National Standards via :
- Testo Industrial Services GmbH, Germany

Tested By : 
測試 : _____
H S Chung
Technician

Certified By : 
核證 : _____
H C Chan
Engineer

Date of Issue : 27 May 2014
簽發日期

The test equipment used for calibration are traceable to the Nation Standards as specified in this certificate. This certificate shall not be reproduced except in full, without the prior written approval of this laboratory.

本證書所載校正用之測試器材均可溯源至國際標準。局部複印本證書需先獲本實驗所書面批准。

Certificate of Calibration

校正證書

Certificate No. : C143205
證書編號

- The unit-under-test (UUT) was allowed to stabilize in the laboratory for over 12 hours before the commencement of the test.
- The results presented are the mean of 10 measurements at each calibration point.
- Test equipment :

<u>Equipment ID</u>	<u>Description</u>	<u>Certificate No.</u>
CL386	Multi-function Measuring Instrument	S12109

- Test procedure : MA130N.
- Results :

Air Velocity

Applied Value (m/s)	UUT Reading (m/s)	Measured Correction		
		Value (m/s)	Measurement Uncertainty	
			Expanded Uncertainty (m/s)	Coverage Factor
2.1	1.8	+0.3	0.2	2.0
4.1	4.0	+0.1	0.3	2.0
6.1	6.1	0.0	0.3	2.0
8.2	8.4	-0.2	0.3	2.0
10.1	10.4	-0.3	0.4	2.0

Remarks : - The Measured Corrections are defined as :
Value = Applied Value - UUT Reading

- The expanded uncertainties are for a level of confidence of 95 %.

Note :

The values given in this Certificate only relate to the values measured at the time of the test and any uncertainties quoted will not include allowance for the equipment long term drift, variations with environment changes, vibration and shock during transportation, overloading, mis-handling, or the capability of any other laboratory to repeat the measurement. Sun Creation Engineering Limited shall not be liable for any loss or damage resulting from the use of the equipment.

The test equipment used for calibration are traceable to the Nation Standards as specified in this certificate. This certificate shall not be reproduced except in full, without the prior written approval of this laboratory.

本書所載校正用之測試器材均可溯源至國際標準。局部複印本書需先獲本實驗室所書面批准。

ENVIROTECH SERVICES CO.

Calibration Report of Wind Meter

Date of Calibration : 29 June 2014

Brand of Test Meter: Davis

Model: Weather Wizard III (s/n: WE90911A30)

Location : ASR5

Procedures :

- 1. Wind Still Test: The wind speed sensor was hold by hand until it keep still
- 2. Wind Speed Test: The wind meter was on-site calibrated against the Anemometer
- 3. Wind Direction Test : The wind meter was on-site calibrated against the marine compass at four directions

Results:

Wind Still Test

Wind Speed (m/s)
0.00

Wind Speed Test

Davis (m/s)	Anemomete (m/s)
1.2	1.1
2.3	2.5
1.7	1.9

Wind Direction Test

Davis (o)	Marine Compass (o)
271	270
0	0
90	90
181	180

Calibrated by: Fai
Yeung Ping Fai
(Technical Officer)

Checked by : Fat
Ho Kam Fat
(Senior Technical Officer)



TISCH ENVIRONMENTAL, INC.
 145 SOUTH MIAMI AVE
 VILLAGE OF CLEVELAND, OH
 45002
 513.467.9000
 877.263.7610 TOLL FREE
 513.467.9009 FAX

ORIFICE TRANSFER STANDARD CERTIFICATION WORKSHEET TE-5025A

Date - Mar 24, 2014 Rootsmeter S/N 0438320 Ta (K) - 293
 Operator Tisch Orifice I.D. - 2454 Pa (mm) - 758.19

PLATE OR Run #	VOLUME START (m3)	VOLUME STOP (m3)	DIFF VOLUME (m3)	DIFF TIME (min)	METER DIFF Hg (mm)	ORFICE DIFF H2O (in.)
1	NA	NA	1.00	1.4740	3.2	2.00
2	NA	NA	1.00	1.0340	6.4	4.00
3	NA	NA	1.00	0.9240	7.9	5.00
4	NA	NA	1.00	0.8820	8.8	5.50
5	NA	NA	1.00	0.7270	12.7	8.00

DATA TABULATION

Vstd	(x axis) Qstd	(y axis)	Va	(x axis) Qa	(y axis)
1.0103	0.6854	1.4245	0.9958	0.6755	0.8791
1.0061	0.9730	2.0146	0.9916	0.9590	1.2433
1.0040	1.0866	2.2524	0.9895	1.0709	1.3900
1.0028	1.1370	2.3623	0.9884	1.1206	1.4579
0.9976	1.3722	2.8491	0.9832	1.3524	1.7583
Qstd slope (m) = 2.07593			Qa slope (m) = 1.29991		
intercept (b) = -0.00102			intercept (b) = -0.00063		
coefficient (r) = 0.99996			coefficient (r) = 0.99996		
y axis = SQRT[H2O(Pa/760) (298/Ta)]			y axis = SQRT[H2O(Ta/Pa)]		

CALCULATIONS

Vstd = Diff. Vol [(Pa-Diff. Hg)/760] (298/Ta)
 Qstd = Vstd/Time

Va = Diff Vol [(Pa-Diff Hg)/Pa]
 Qa = Va/Time

For subsequent flow rate calculations:

Qstd = 1/m { [SQRT(H2O(Pa/760) (298/Ta))] - b }
 Qa = 1/m { [SQRT H2O(Ta/Pa)] - b }



Performance Check of Turbidity Meter

Equipment Ref. No. : ET/0505/010 Manufacturer : HACH
Model No. : 2100Q Serial No. : 11110 C 014260
Date of Calibration : 07/07/2014 Due Date : 06/10/2014

Ref. No. of Turbidity Standard used (4000NTU)

005/6.1/001/6


Theoretical Value of Turbidity Standard (NTU)	Measured Value (NTU)	Difference % *
20	20.2	1.00
100	104	4.00
800	794	-0.75

(*) Difference = (Measured Value – Theoretical Value) / Theoretical Value x 100

Acceptance Criteria

Difference : -5 % to 5 %

The turbidity meter complies * / ~~does not comply~~ * with the specified requirements and is deemed acceptable * / ~~unacceptable~~ * for use. Measurements are traceable to national standards.

Prepared by : 

Checked by : 



Internal Calibration & Performance Check of pH Meter

Equipment Ref. No. : ET/EW/007/004 Manufacturer : HANNA
 Model No. : HI 8314 Serial No. : 8263193
 Date of Calibration : 09/08/2014 Calibration Due Date : 08/10/2014

Liquid Junction Error

Primary Standard Solution Used : Phosphate Ref No. of Primary Solution: 003/5.2/001/18
 Temperature of Solution : 20.0 $\Delta\text{pH}_{1/2} = \underline{+0.08}$
 pH value of diluted buffer : 6.79 pH (S) = 6.881
 $\Delta\text{pH} = \text{pH(S)} - \text{pH of diluted buffer} = \underline{0.091}$ (Observed Deviation)
 Liquid Junction Error (ΔpH_j) = $\Delta\text{pH} - \Delta\text{pH}_{1/2} = \underline{0.011}$

Shift on Stirring

pH of buffer solution (with stirring), $\text{pH}_s = \underline{6.91}$
 Shift on stirring, $\Delta\text{pH}_s = \text{pH}_s - \text{pH(S)} - \Delta\text{pH}_j = \underline{0.018}$

Noise

Noise, $\Delta\text{pH}_n =$ difference between max and min reading : 0.01

Verification of ATC

Ref. No. of reference thermometer used: ET/0521/008
 Temperature record from the reference thermometer (T_R): 19.6 °C
 Temperature record from the ATC (T_{ATC}): 19.5 °C
 Temperature Difference, $|T_R - T_{ATC}|$: 0.1 °C

Acceptance Criteria

Performance Characteristic	Acceptable Range
Liquid Junction Error ΔpH_j	≤ 0.05
Shift on Stirring ΔpH_s	≤ 0.02
Noise ΔpH_n	≤ 0.02
Verification of ATC Temperature Difference	$\leq 0.5^\circ\text{C}$

The pH meter complies * / does not comply * with the specified requirements and is deemed acceptable * / unacceptable * for use. Measurements are traceable to national standards.

* Delete as appropriate

Calibrated by :

Checked by :



Internal Calibration Report of Dissolved Oxygen Meter

Equipment Ref. No. : <u>ET/EW/008/006</u>	Manufacturer : <u>YSI</u>
Model No. : <u>Pro 2030</u>	Serial No. : <u>12A 100554</u>
Date of Calibration : <u>18/06/2014</u>	Calibration Due Date : <u>17/09/2014</u>

Temperature Verification

Ref. No. of Reference Thermometer : ET/0521/008
 Ref. No. of Water Bath : ---

		Temperature (°C)		
Reference Thermometer reading	Measured	20.0	Corrected	19.6
DO Meter reading	Measured	19.5	Difference	0.1

Standardization of sodium thiosulphate (Na₂S₂O₃) solution

Reagent No. of Na ₂ S ₂ O ₃ titrant	<u>CPE/012/4.5/001/8</u>	Reagent No. of 0.025N K ₂ Cr ₂ O ₇	<u>CPE/012/4.4/001/27</u>
		Trial 1	Trial 2
Initial Vol. of Na ₂ S ₂ O ₃ (ml)		0.00	10.20
Final Vol. of Na ₂ S ₂ O ₃ (ml)		10.20	20.35
Vol. of Na ₂ S ₂ O ₃ used (ml)		10.20	10.15
Normality of Na ₂ S ₂ O ₃ solution (N)		0.02451	0.02463
Average Normality (N) of Na ₂ S ₂ O ₃ solution (N)		0.02457	
Acceptance criteria, Deviation		Less than ± 0.001N	

Calculation: Normality of Na₂S₂O₃, N = 0.25 / ml Na₂S₂O₃ used

Linearity Checking

*Determination of dissolved oxygen content by Winkler Titration **

Purging Time (min)	2		5		10	
	1	2	1	2	1	2
Initial Vol. of Na ₂ S ₂ O ₃ (ml)	0.00	11.90	23.80	0.00	7.70	12.80
Final Vol. of Na ₂ S ₂ O ₃ (ml)	11.90	23.80	31.40	7.70	12.80	17.80
Vol. (V) of Na ₂ S ₂ O ₃ used (ml)	11.90	11.90	7.60	7.70	5.10	5.00
Dissolved Oxygen (DO), mg/L	7.85	7.85	5.01	5.08	3.36	3.30
Acceptance criteria, Deviation	Less than + 0.3mg/L		Less than + 0.3mg/L		Less than + 0.3mg/L	

Calculation: DO (mg/L) = V x N x 8000/298

Purging time, min	DO meter reading, mg/L			Winkler Titration result *, mg/L			Difference (%) of DO Content
	1	2	Average	1	2	Average	
2	7.68	7.72	7.70	7.85	7.85	7.85	1.93
5	5.12	5.14	5.13	5.01	5.08	5.05	1.57
10	3.28	3.24	3.26	3.36	3.30	3.33	2.12
Linear regression coefficient				0.9979			



Internal Calibration Report of Dissolved Oxygen Meter

Zero Point Checking

DO meter reading, mg/L	0.00
------------------------	------

Salinity Checking

Reagent No. of NaCl (10ppt)	CPE/012/4.7/002/21	Reagent No. of NaCl (30ppt)	CPE/012/4.8/002/21
-----------------------------	--------------------	-----------------------------	--------------------

Determination of dissolved oxygen content by Winkler Titration **

Salinity (ppt)	10		30	
Trial	1	2	1	2
Initial Vol. of Na ₂ S ₂ O ₃ (ml)	0.00	12.20	24.40	35.40
Final Vol. of Na ₂ S ₂ O ₃ (ml)	12.20	24.40	35.40	46.50
Vol. (V) of Na ₂ S ₂ O ₃ used (ml)	12.20	12.20	11.00	11.10
Dissolved Oxygen (DO), mg/L	8.05	8.05	7.26	7.32
Acceptance criteria, Deviation	Less than + 0.3mg/L		Less than + 0.3mg/L	

Calculation: $DO (mg/L) = V \times N \times 8000/298$

Salinity (ppt)	DO meter reading, mg/L			Winkler Titration result**, mg/L			Difference (%) of DO Content
	1	2	Average	1	2	Average	
10	7.95	7.98	7.97	8.05	8.05	8.05	1.00
30	7.12	7.15	7.14	7.26	7.32	7.29	2.08

Acceptance Criteria

- (1) Difference between temperature readings from temperature sensor of DO probe and reference thermometer : < 0.5 °C
- (2) Linear regression coefficient : >0.99
- (3) Zero checking: 0.0mg/L
- (4) Difference (%) of DO content from the meter reading and by winkler titration : within ± 5%

The equipment complies # / ~~does not comply~~ # with the specified requirements and is deemed acceptable # / unacceptable # for use.

Delete as appropriate

Calibrated by

:

Approved by :



Internal Calibration Report of Dissolved Oxygen Meter

Equipment Ref. No. : <u>ET/EW/008/006</u>	Manufacturer : <u>YSI</u>
Model No. : <u>Pro 2030</u>	Serial No. : <u>12A 100554</u>
Date of Calibration : <u>17/09/2014</u>	Calibration Due Date : <u>16/12/2014</u>

Temperature Verification

Ref. No. of Reference Thermometer : ET/0521/008
 Ref. No. of Water Bath : ---

	Temperature (°C)			
	Measured	20.6	Corrected	20.0
Reference Thermometer reading	Measured	20.6	Corrected	20.0
DO Meter reading	Measured	19.8	Difference	0.2

Standardization of sodium thiosulphate (Na₂S₂O₃) solution

Reagent No. of Na ₂ S ₂ O ₃ titrant	CPE/012/4.5/001/8	Reagent No. of 0.025N K ₂ Cr ₂ O ₇	CPE/012/4.4/001/27
		Trial 1	Trial 2
Initial Vol. of Na ₂ S ₂ O ₃ (ml)		0.00	10.40
Final Vol. of Na ₂ S ₂ O ₃ (ml)		10.40	20.80
Vol. of Na ₂ S ₂ O ₃ used (ml)		10.40	10.40
Normality of Na ₂ S ₂ O ₃ solution (N)		0.02404	0.02404
Average Normality (N) of Na ₂ S ₂ O ₃ solution (N)		0.02404	
Acceptance criteria, Deviation		Less than ± 0.001N	

Calculation: Normality of Na₂S₂O₃, N = 0.25 / ml Na₂S₂O₃ used

Linearity Checking

*Determination of dissolved oxygen content by Winkler Titration **

Purging Time (min)	2		5		10	
	1	2	1	2	1	2
Initial Vol. of Na ₂ S ₂ O ₃ (ml)	0.00	11.90	23.60	0.00	6.60	10.10
Final Vol. of Na ₂ S ₂ O ₃ (ml)	11.90	23.60	30.20	6.60	10.10	13.60
Vol. (V) of Na ₂ S ₂ O ₃ used (ml)	11.90	11.70	6.60	6.60	3.50	3.50
Dissolved Oxygen (DO), mg/L	7.68	7.55	4.26	4.26	2.26	2.26
Acceptance criteria, Deviation	Less than + 0.3mg/L		Less than + 0.3mg/L		Less than + 0.3mg/L	

Calculation: DO (mg/L) = V x N x 8000/298

Purging time, min	DO meter reading, mg/L			Winkler Titration result *, mg/L			Difference (%) of DO Content
	1	2	Average	1	2	Average	
2	7.71	7.67	7.69	7.68	7.55	7.62	0.91
5	4.20	4.18	4.19	4.26	4.26	4.26	1.66
10	2.36	2.38	2.37	2.26	2.26	2.26	4.75
Linear regression coefficient				0.9988			



Internal Calibration Report of Dissolved Oxygen Meter

Zero Point Checking

DO meter reading, mg/L	0.00
------------------------	------

Salinity Checking

Reagent No. of NaCl (10ppt)	CPE/012/4.7/002/25	Reagent No. of NaCl (30ppt)	CPE/012/4.8/002/25
-----------------------------	--------------------	-----------------------------	--------------------

Determination of dissolved oxygen content by Winkler Titration **

Salinity (ppt)	10		30	
	1	2	1	2
Initial Vol. of Na ₂ S ₂ O ₃ (ml)	0.00	12.20	24.50	35.40
Final Vol. of Na ₂ S ₂ O ₃ (ml)	12.20	24.50	35.40	46.30
Vol. (V) of Na ₂ S ₂ O ₃ used (ml)	12.20	12.30	10.90	10.90
Dissolved Oxygen (DO), mg/L	7.87	7.94	7.03	7.03
Acceptance criteria, Deviation	Less than + 0.3mg/L		Less than + 0.3mg/L	

Calculation: DO (mg/L) = V x N x 8000/298

Salinity (ppt)	DO meter reading, mg/L			Winkler Titration result**, mg/L			Difference (%) of DO Content
	1	2	Average	1	2	Average	
10	7.79	7.81	7.8	7.87	7.94	7.91	1.40
30	6.92	6.94	6.93	7.03	7.03	7.03	1.43

Acceptance Criteria

- (1) Difference between temperature readings from temperature sensor of DO probe and reference thermometer : < 0.5 °C
- (2) Linear regression coefficient : >0.99
- (3) Zero checking: 0.0mg/L
- (4) Difference (%) of DO content from the meter reading and by winkler titration : within ± 5%

"The equipment complies # / does not comply # with the specified requirements and is deemed acceptable # / unacceptable # for use.

Delete as appropriate

Calibrated by

:

Approved by :



Performance Check of Salinity Meter

Equipment Ref. No. : ET/EW/008/006 Manufacturer : YSI
Model No. : Pro 2030 Serial No. : 12A 100554
Date of Calibration : 18/06/2014 Due Date : 17/09/2014

Ref. No. of Salinity Standard used (30ppt)

S/001/5


Salinity Standard (ppt)	Measured Salinity (ppt)	Difference %
30.0	29.7	-1.0

(*) Difference (%) = (Measured Salinity – Salinity Standard value) / Salinity Standard value x 100

Acceptance Criteria

Difference : -10 % to 10 %

The salinity meter complies * / ~~does not comply~~ * with the specified requirements and is deemed acceptable * / ~~unacceptable~~ * for use. Measurements are traceable to national standards.

Checked by : 

Approved by : 



Performance Check of Salinity Meter

Equipment Ref. No. : ET/EW/008/006 Manufacturer : YSI
Model No. : Pro 2030 Serial No. : 12A 100554
Date of Calibration : 17/09/2014 Due Date : 16/12/2014

Ref. No. of Salinity Standard used (30ppt)

S/001/5

Salinity Standard (ppt)	Measured Salinity (ppt)	Difference %
30.0	30.3	1.0

(*) Difference (%) = (Measured Salinity – Salinity Standard value) / Salinity Standard value x 100

Acceptance Criteria

Difference : -10 % to 10 %

The salinity meter complies * / ~~does not comply~~ * with the specified requirements and is deemed acceptable * / ~~unacceptable~~ * for use. Measurements are traceable to national standards.

Checked by : 

Approved by : 