

Figure G.1 Impact Monitoring – 1-hour Total Suspended Particulates ($\mu\text{g}/\text{m}^3$) at AQMS1 between 1 August 2014 and 30 November 2014 during impact monitoring period. The weather conditions during the monitoring period varied from sunny to cloudy. Major land-based construction activities included: Diaphragm Wall Construction at Reclamation Area – Portion N-A (1/8/2014 – 30/11/2014), Excavation for Launching Shaft (24/10/2014 – 30/11/2014) & Construction of CLP Temporary Substation at N6 (1/8/2014 – 31/8/2014).

Ref: 0212330_Impact AQM graphs_Nov 2014_REV a.xlsx



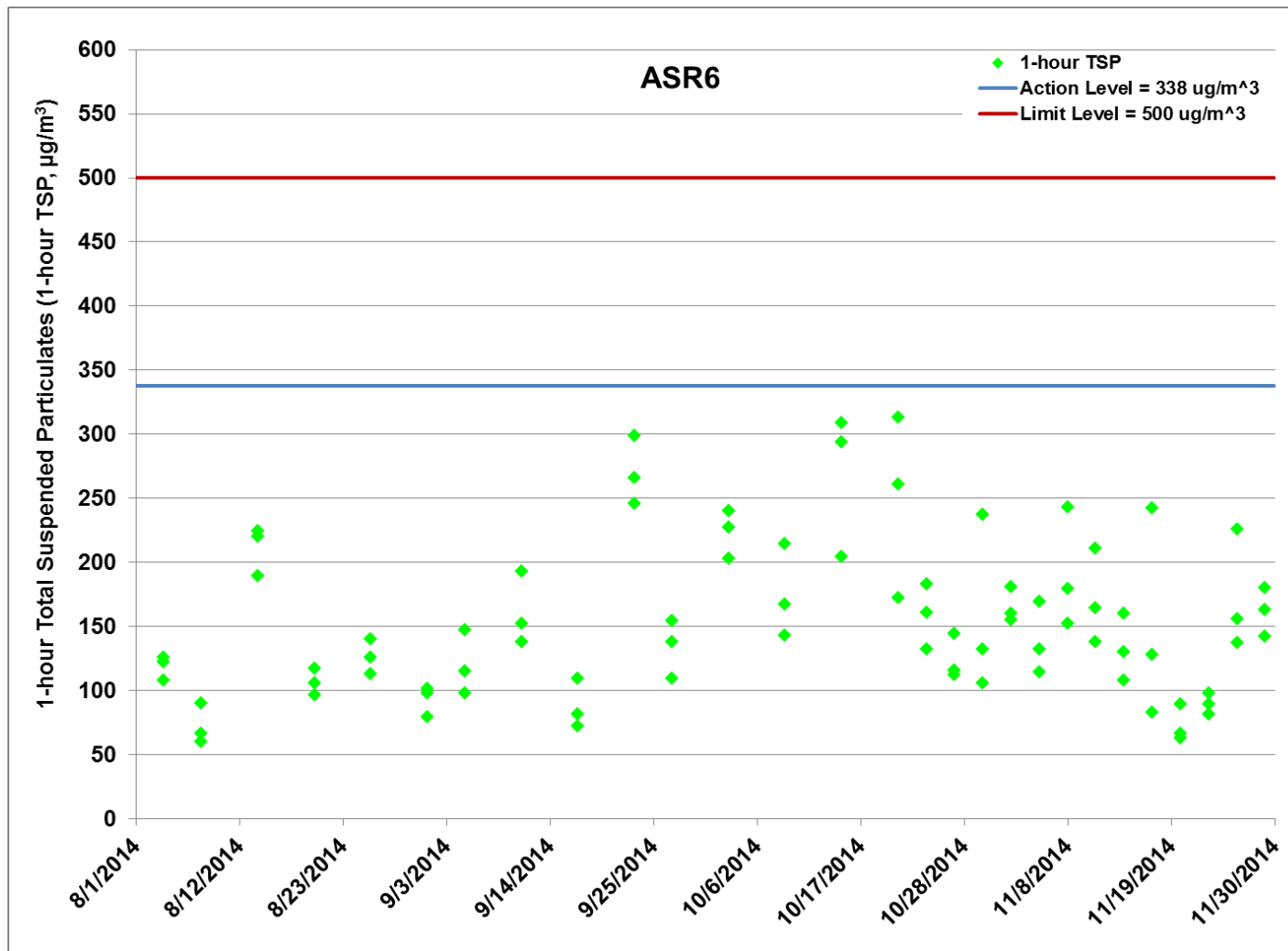


Figure G.2 Impact Monitoring - 1-hour Total Suspended Particulates ($\mu\text{g}/\text{m}^3$) at ASR6 between 1 August 2014 and 30 November 2014 during impact monitoring period. The weather conditions during the monitoring period varied from sunny to cloudy. Major land-based construction activities included: Diaphragm Wall Construction at Reclamation Area - Portion N-A (1/8/2014 - 30/11/2014), Excavation for Launching Shaft (24/10/2014 - 30/11/2014) & Construction of CLP Temporary Substation at N6 (1/8/2014 - 31/8/2014).

Ref: 0212330_Impact AQM graphs_Nov 2014_REV a.xlsx



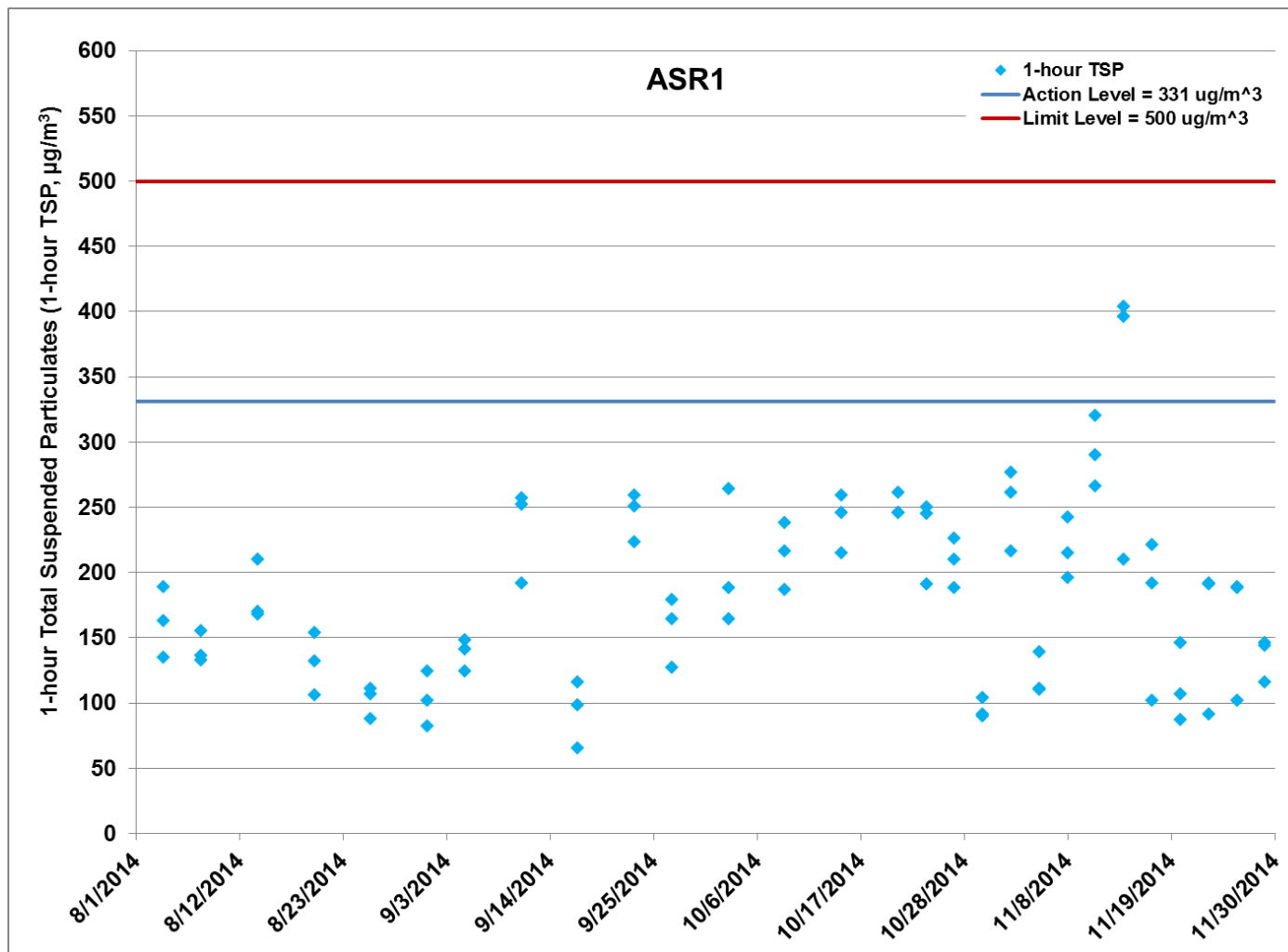


Figure G.3 Impact Monitoring - 1-hour Total Suspended Particulates ($\mu\text{g}/\text{m}^3$) at ASR1 between 1 August 2014 and 30 November 2014 during impact monitoring period. The weather conditions during the monitoring period varied from sunny to cloudy. Major land-based construction activities included: Diaphragm Wall Construction at Reclamation Area - Portion N-A (1/8/2014 - 30/11/2014), Excavation for Launching Shaft (24/10/2014 - 30/11/2014) & Construction of CLP Temporary Substation at N6 (1/8/2014 - 31/8/2014).

Ref: 0212330_Impact AQM graphs_Nov 2014_REV a.xlsx



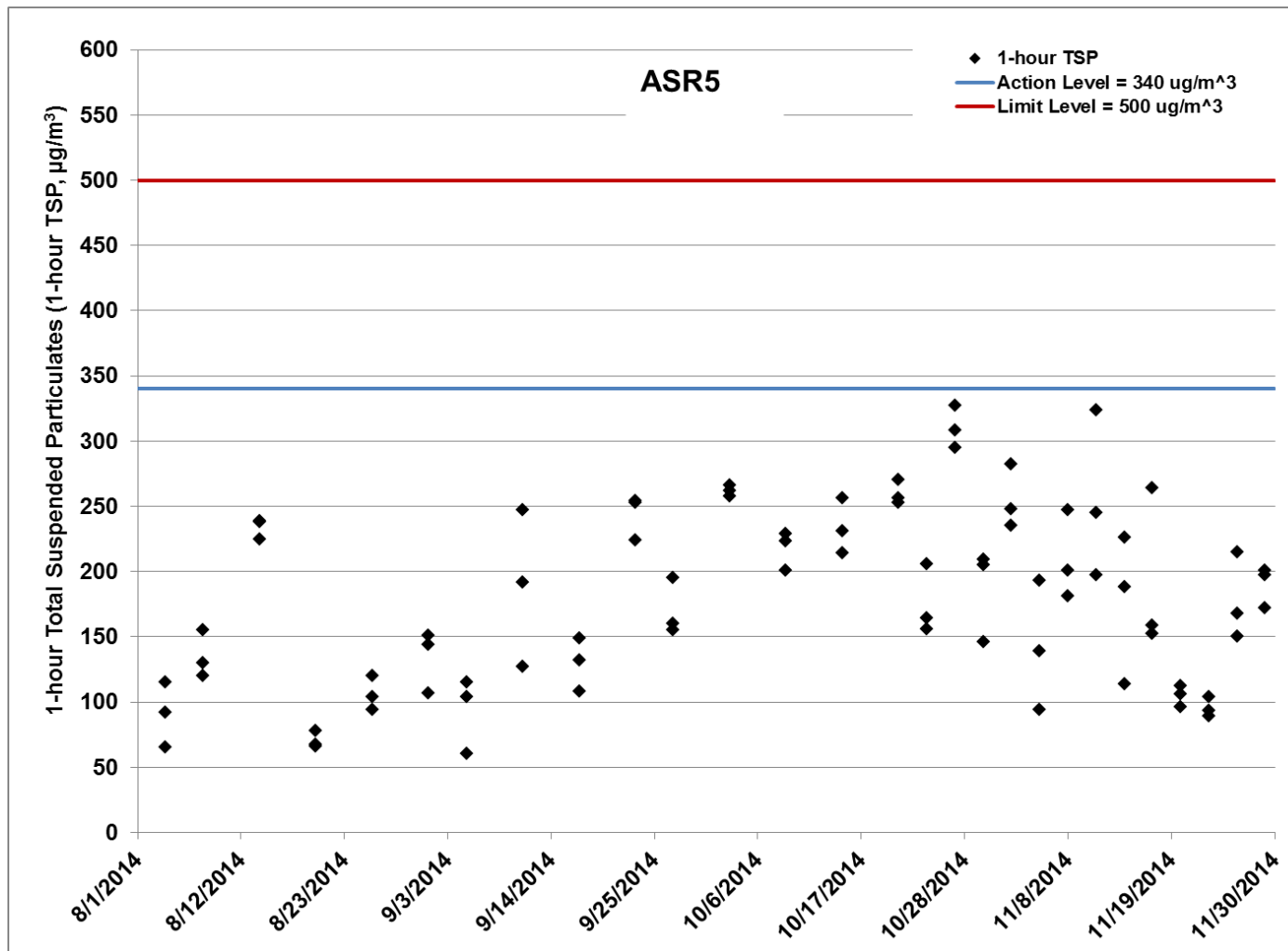


Figure G.4 Impact Monitoring – 1-hour Total Suspended Particulates ($\mu\text{g}/\text{m}^3$) at ASR5 between 1 August 2014 and 30 November 2014 during impact monitoring period. The weather conditions during the monitoring period varied from sunny to cloudy. Major land-based construction activities included: Diaphragm Wall Construction at Reclamation Area – Portion N-A (1/8/2014 – 30/11/2014), Excavation for Launching Shaft (24/10/2014 – 30/11/2014) & Construction of CLP Temporary Substation at N6 (1/8/2014 – 31/8/2014).

Ref: 0212330_Impact AQM graphs_Nov 2014_REV a.xlsx



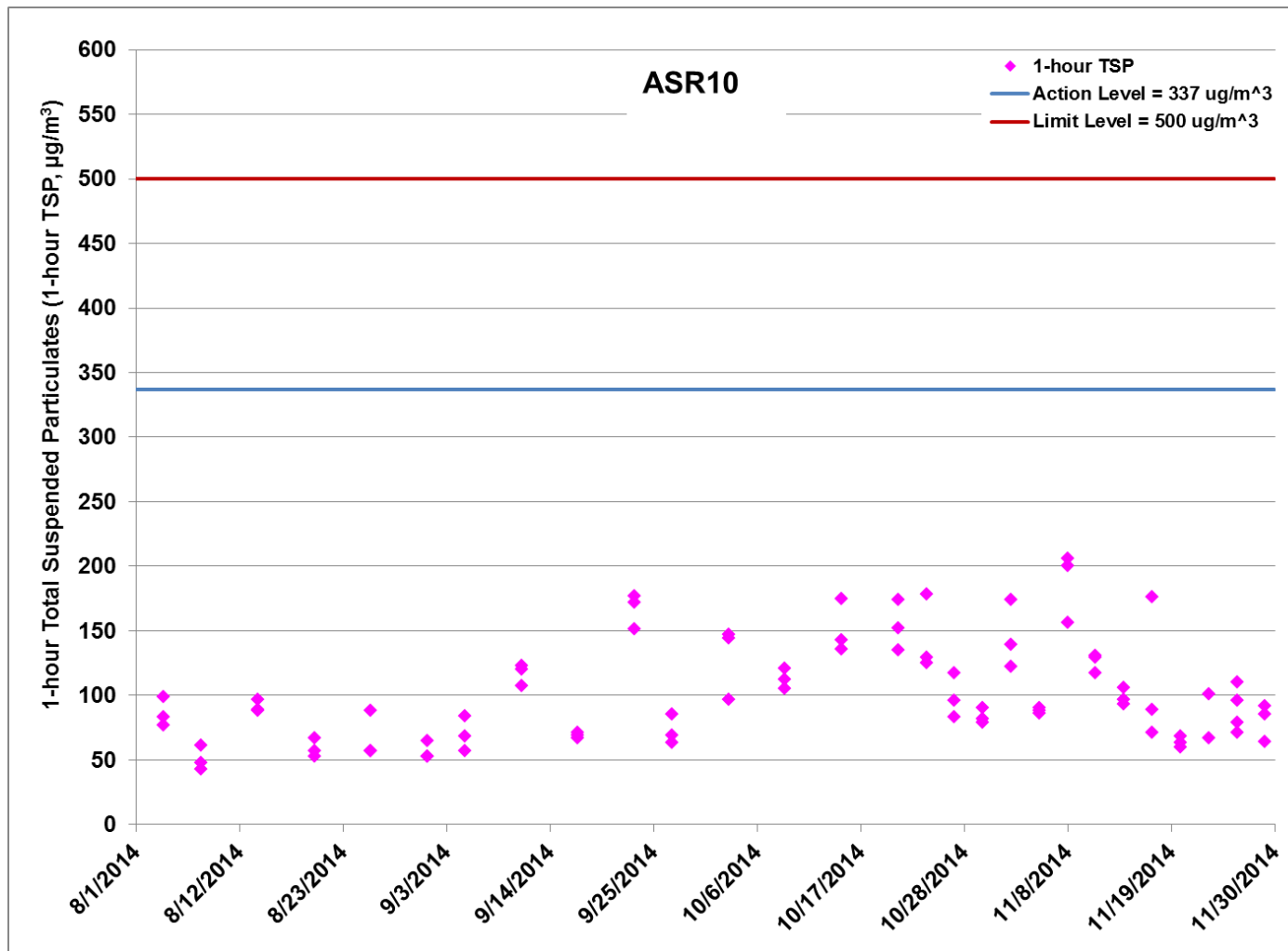


Figure G.5 Impact Monitoring - 1-hour Total Suspended Particulates ($\mu\text{g}/\text{m}^3$) at ASR10 between 1 August 2014 and 30 November 2014 during impact monitoring period. The weather conditions during the monitoring period varied from sunny to cloudy. Major land-based construction activities included: Diaphragm Wall Construction at Reclamation Area - Portion N-A (1/8/2014 - 30/11/2014), Excavation for Launching Shaft (24/10/2014 - 30/11/2014) & Construction of CLP Temporary Substation at N6 (1/8/2014 - 31/8/2014).

Ref: 0212330_Impact AQM graphs_Nov 2014_REV a.xlsx



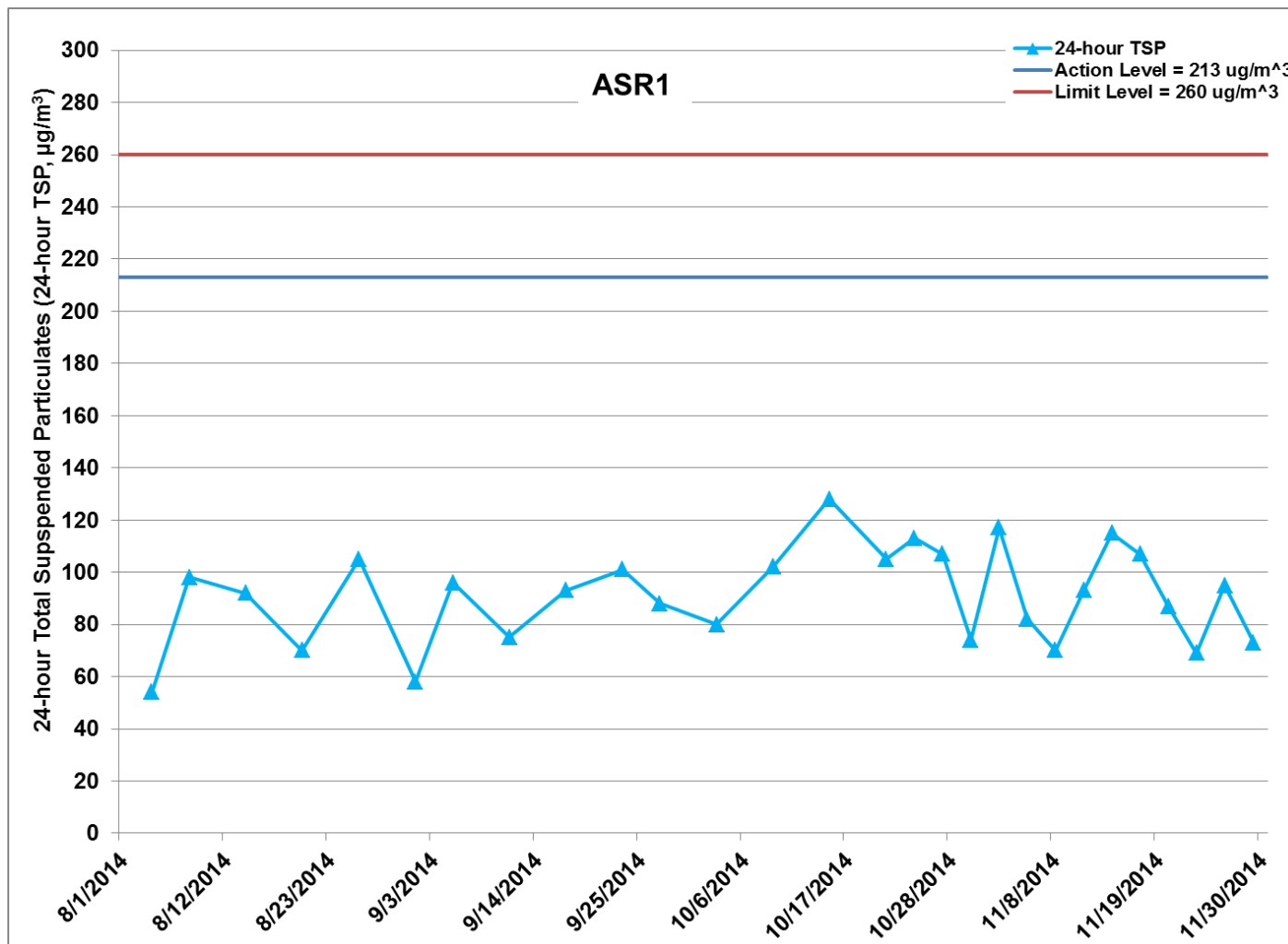


Figure G.6 Impact Monitoring - 24-hour Total Suspended Particulates ($\mu\text{g}/\text{m}^3$) at ASR1 between 1 August 2014 and 30 November 2014 during impact monitoring period. The weather conditions during the monitoring period varied from sunny to cloudy. Major land-based construction activities included: Diaphragm Wall Construction at Reclamation Area - Portion N-A (1/8/2014 - 30/11/2014), Excavation for Launching Shaft (24/10/2014 - 30/11/2014) & Construction of CLP Temporary Substation at N6 (1/8/2014 - 31/8/2014).

Ref: 0212330_Impact AQM graphs_Nov 2014_REV a.xlsx



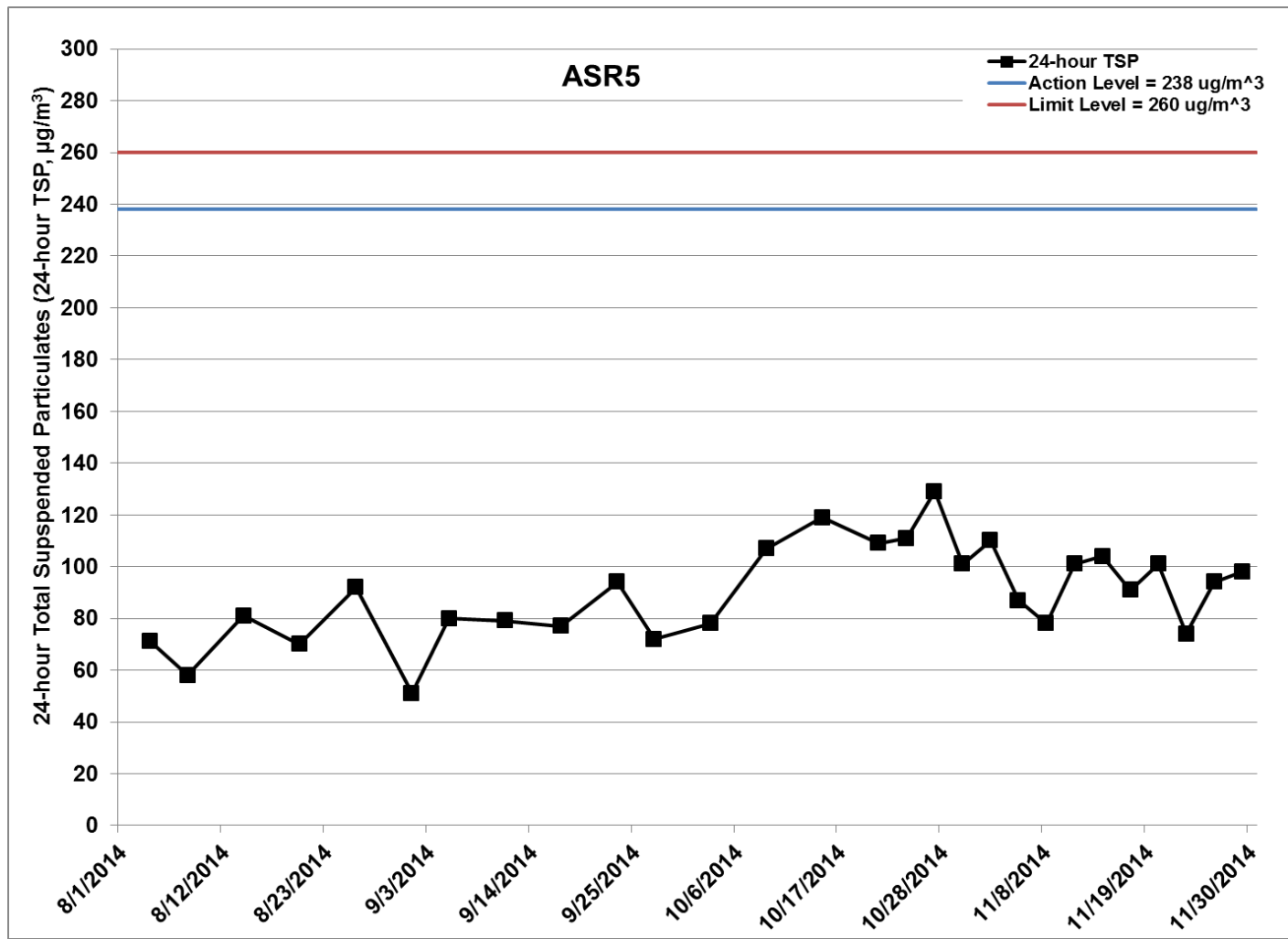


Figure G.7 Impact Monitoring - 24-hour Total Suspended Particulates ($\mu\text{g}/\text{m}^3$) at ASR5 between 1 August 2014 and 30 November 2014 during impact monitoring period. The weather conditions during the monitoring period varied from sunny to cloudy. Major land-based construction activities included: Diaphragm Wall Construction at Reclamation Area - Portion N-A (1/8/2014 - 30/11/2014), Excavation for Launching Shaft (24/10/2014 - 30/11/2014) & Construction of CLP Temporary Substation at N6 (1/8/2014 - 31/8/2014).

Ref: 0212330_Impact AQM graphs_Nov 2014_REV a.xlsx



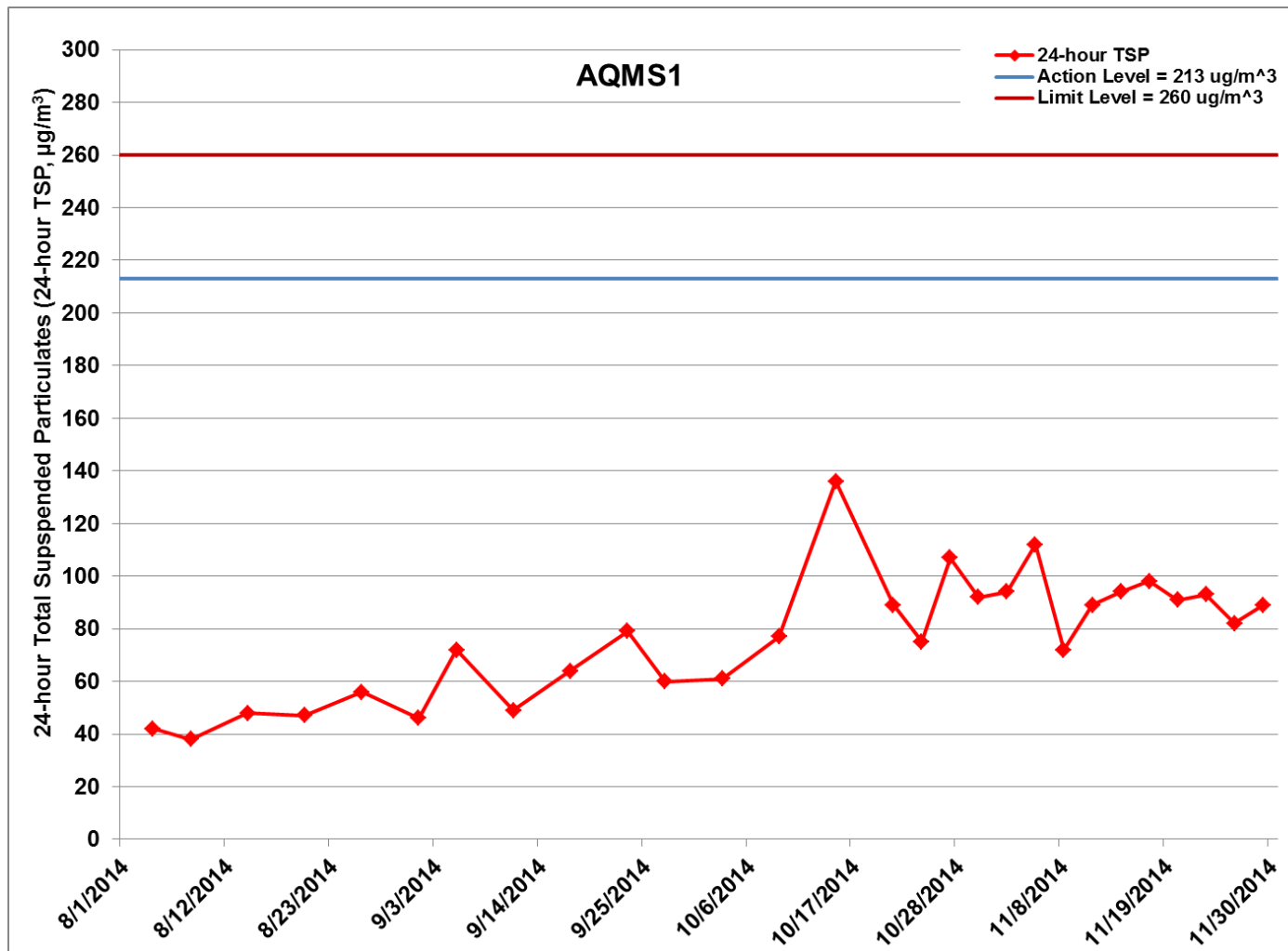


Figure G.8 Impact Monitoring - 24-hour Total Suspended Particulates ($\mu\text{g}/\text{m}^3$) at AQMS1 between 1 August 2014 and 30 November 2014 during impact monitoring period. The weather conditions during the monitoring period varied from sunny to cloudy. Major land-based construction activities included: Diaphragm Wall Construction at Reclamation Area - Portion N-A (1/8/2014 - 30/11/2014), Excavation for Launching Shaft (24/10/2014 - 30/11/2014) & Construction of CLP Temporary Substation at N6 (1/8/2014 - 31/8/2014).

Ref: 0212330_Impact AQM graphs_Nov 2014_REV a.xlsx



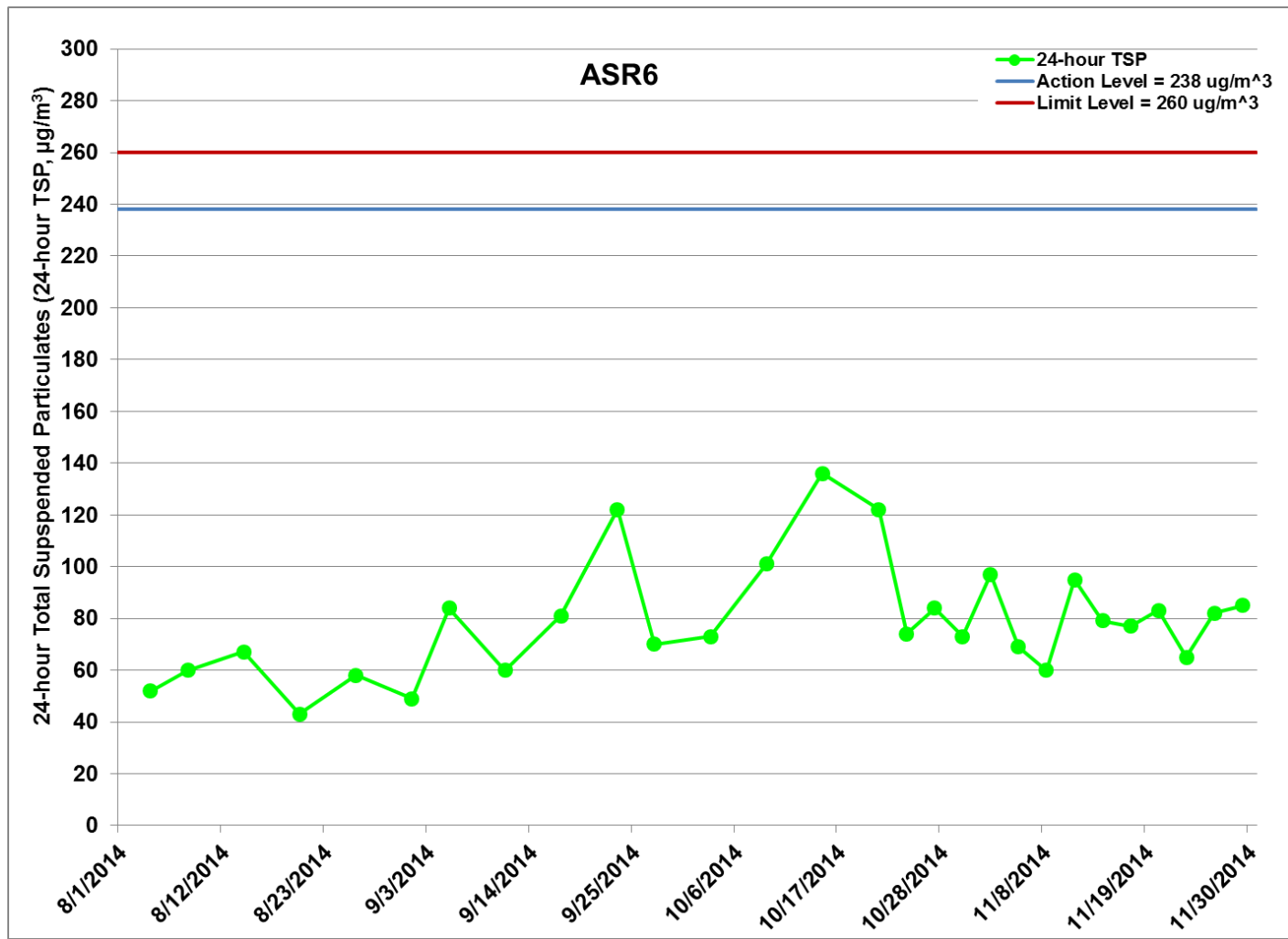


Figure G.9 Impact Monitoring - 24-hour Total Suspended Particulates ($\mu\text{g}/\text{m}^3$) at ASR6 between 1 August 2014 and 30 November 2014 during impact monitoring period. The weather conditions during the monitoring period varied from sunny to cloudy. Major land-based construction activities included: Diaphragm Wall Construction at Reclamation Area - Portion N-A (1/8/2014 - 30/11/2014), Excavation for Launching Shaft (24/10/2014 - 30/11/2014) & Construction of CLP Temporary Substation at N6 (1/8/2014 - 31/8/2014).

Ref: 0212330_Impact AQM graphs_Nov 2014_REV a.xlsx



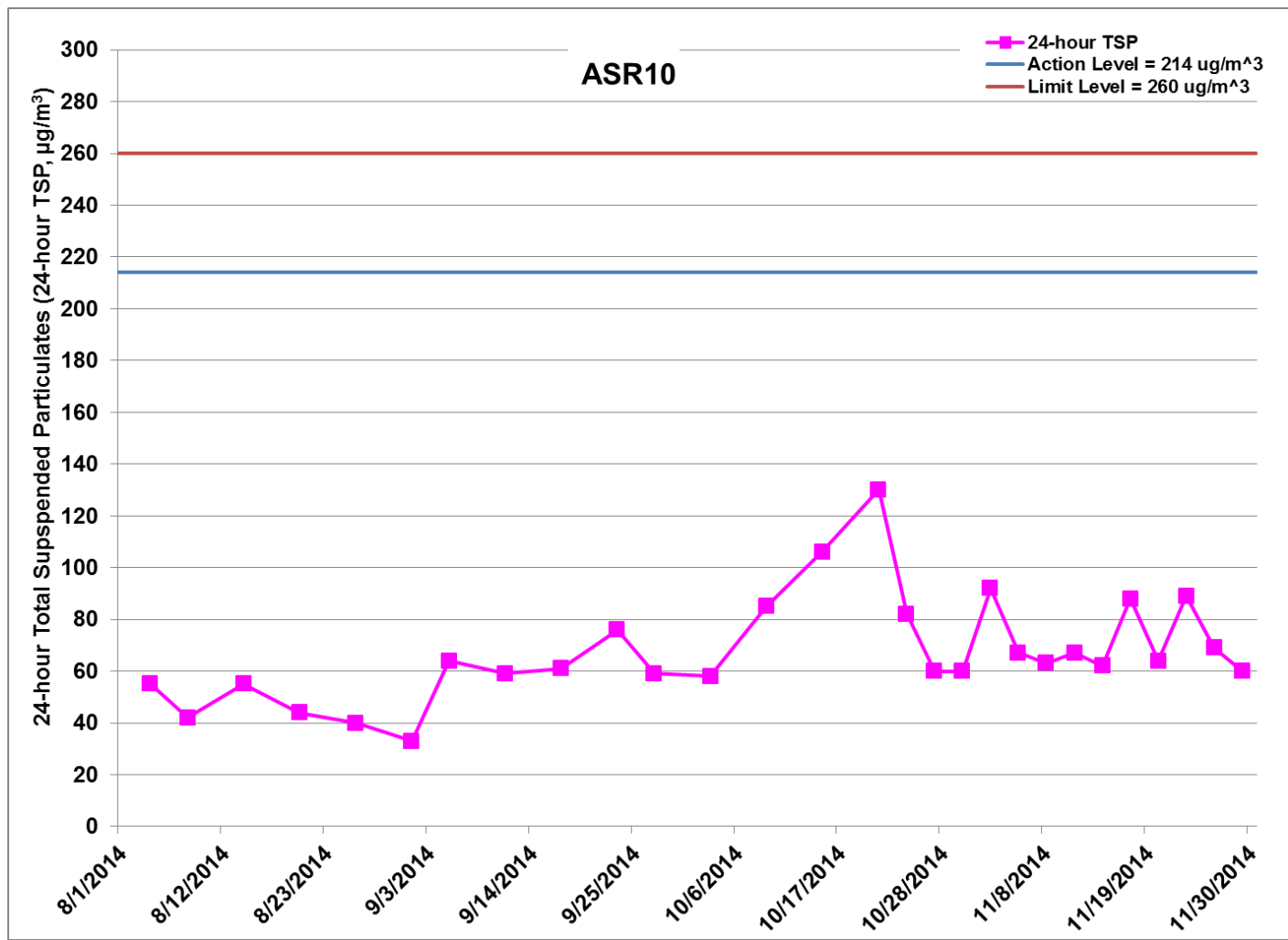


Figure G.10 Impact Monitoring - 24-hour Total Suspended Particulates ($\mu\text{g}/\text{m}^3$) at ASR10 between 1 August 2014 and 30 November 2014 during impact monitoring period. The weather conditions during the monitoring period varied from sunny to cloudy. Major land-based construction activities included: Diaphragm Wall Construction at Reclamation Area - Portion N-A (1/8/2014 - 30/11/2014), Excavation for Launching Shaft (24/10/2014 - 30/11/2014) & Construction of CLP Temporary Substation at N6 (1/8/2014 - 31/8/2014).

Ref: 0212330_Impact AQM graphs_Nov 2014_REV a.xlsx



Project	Works	Date	Station	Weather	Start time	Parameters	Results	units
TMCLKL	HY/2012/08	2014-11-02	AQMS1	Cloudy	08:44	1-hour TSP	208	ug/m3
TMCLKL	HY/2012/08	2014-11-02	AQMS1	Cloudy	09:46	1-hour TSP	169	ug/m3
TMCLKL	HY/2012/08	2014-11-02	AQMS1	Cloudy	10:48	1-hour TSP	197	ug/m3
TMCLKL	HY/2012/08	2014-11-02	ASR1	Cloudy	08:33	1-hour TSP	216	ug/m3
TMCLKL	HY/2012/08	2014-11-02	ASR1	Cloudy	09:35	1-hour TSP	261	ug/m3
TMCLKL	HY/2012/08	2014-11-02	ASR1	Cloudy	10:37	1-hour TSP	277	ug/m3
TMCLKL	HY/2012/08	2014-11-02	ASR5	Cloudy	08:22	1-hour TSP	282	ug/m3
TMCLKL	HY/2012/08	2014-11-02	ASR5	Cloudy	09:24	1-hour TSP	248	ug/m3
TMCLKL	HY/2012/08	2014-11-02	ASR5	Cloudy	10:26	1-hour TSP	235	ug/m3
TMCLKL	HY/2012/08	2014-11-02	ASR6	Cloudy	08:10	1-hour TSP	155	ug/m3
TMCLKL	HY/2012/08	2014-11-02	ASR6	Cloudy	09:12	1-hour TSP	160	ug/m3
TMCLKL	HY/2012/08	2014-11-02	ASR6	Cloudy	10:14	1-hour TSP	181	ug/m3
TMCLKL	HY/2012/08	2014-11-02	ASR10	Cloudy	08:00	1-hour TSP	139	ug/m3
TMCLKL	HY/2012/08	2014-11-02	ASR10	Cloudy	09:02	1-hour TSP	122	ug/m3
TMCLKL	HY/2012/08	2014-11-02	ASR10	Cloudy	10:04	1-hour TSP	174	ug/m3
TMCLKL	HY/2012/08	2014-11-05	AQMS1	Cloudy	13:58	1-hour TSP	183	ug/m3
TMCLKL	HY/2012/08	2014-11-05	AQMS1	Cloudy	15:00	1-hour TSP	193	ug/m3
TMCLKL	HY/2012/08	2014-11-05	AQMS1	Cloudy	16:02	1-hour TSP	183	ug/m3
TMCLKL	HY/2012/08	2014-11-05	ASR1	Cloudy	13:46	1-hour TSP	111	ug/m3
TMCLKL	HY/2012/08	2014-11-05	ASR1	Cloudy	14:48	1-hour TSP	139	ug/m3
TMCLKL	HY/2012/08	2014-11-05	ASR1	Cloudy	15:50	1-hour TSP	110	ug/m3
TMCLKL	HY/2012/08	2014-11-05	ASR5	Cloudy	13:35	1-hour TSP	193	ug/m3
TMCLKL	HY/2012/08	2014-11-05	ASR5	Cloudy	14:37	1-hour TSP	139	ug/m3
TMCLKL	HY/2012/08	2014-11-05	ASR5	Cloudy	15:39	1-hour TSP	94	ug/m3
TMCLKL	HY/2012/08	2014-11-05	ASR6	Cloudy	13:24	1-hour TSP	169	ug/m3
TMCLKL	HY/2012/08	2014-11-05	ASR6	Cloudy	14:26	1-hour TSP	114	ug/m3
TMCLKL	HY/2012/08	2014-11-05	ASR6	Cloudy	15:28	1-hour TSP	132	ug/m3
TMCLKL	HY/2012/08	2014-11-05	ASR10	Cloudy	13:13	1-hour TSP	88	ug/m3
TMCLKL	HY/2012/08	2014-11-05	ASR10	Cloudy	14:15	1-hour TSP	86	ug/m3
TMCLKL	HY/2012/08	2014-11-05	ASR10	Cloudy	15:17	1-hour TSP	90	ug/m3

Project	Works	Date	Station	Weather	Start time	Parameters	Results	units
TMCLKL	HY/2012/08	2014-11-08	AQMS1	Rainy	14:37	1-hour TSP	188	ug/m3
TMCLKL	HY/2012/08	2014-11-08	AQMS1	Rainy	15:39	1-hour TSP	213	ug/m3
TMCLKL	HY/2012/08	2014-11-08	AQMS1	Rainy	16:41	1-hour TSP	228	ug/m3
TMCLKL	HY/2012/08	2014-11-08	ASR1	Rainy	14:26	1-hour TSP	196	ug/m3
TMCLKL	HY/2012/08	2014-11-08	ASR1	Rainy	15:28	1-hour TSP	215	ug/m3
TMCLKL	HY/2012/08	2014-11-08	ASR1	Rainy	16:30	1-hour TSP	242	ug/m3
TMCLKL	HY/2012/08	2014-11-08	ASR5	Rainy	14:14	1-hour TSP	201	ug/m3
TMCLKL	HY/2012/08	2014-11-08	ASR5	Rainy	15:16	1-hour TSP	247	ug/m3
TMCLKL	HY/2012/08	2014-11-08	ASR5	Rainy	16:18	1-hour TSP	181	ug/m3
TMCLKL	HY/2012/08	2014-11-08	ASR6	Rainy	14:03	1-hour TSP	179	ug/m3
TMCLKL	HY/2012/08	2014-11-08	ASR6	Rainy	15:05	1-hour TSP	243	ug/m3
TMCLKL	HY/2012/08	2014-11-08	ASR6	Rainy	16:07	1-hour TSP	152	ug/m3
TMCLKL	HY/2012/08	2014-11-08	ASR10	Rainy	13:52	1-hour TSP	156	ug/m3
TMCLKL	HY/2012/08	2014-11-08	ASR10	Rainy	14:54	1-hour TSP	206	ug/m3
TMCLKL	HY/2012/08	2014-11-08	ASR10	Rainy	15:56	1-hour TSP	200	ug/m3
TMCLKL	HY/2012/08	2014-11-11	AQMS1	Sunny	13:53	1-hour TSP	108	ug/m3
TMCLKL	HY/2012/08	2014-11-11	AQMS1	Sunny	14:55	1-hour TSP	147	ug/m3
TMCLKL	HY/2012/08	2014-11-11	AQMS1	Sunny	15:57	1-hour TSP	149	ug/m3
TMCLKL	HY/2012/08	2014-11-11	ASR1	Sunny	13:42	1-hour TSP	290	ug/m3
TMCLKL	HY/2012/08	2014-11-11	ASR1	Sunny	14:44	1-hour TSP	266	ug/m3
TMCLKL	HY/2012/08	2014-11-11	ASR1	Sunny	15:46	1-hour TSP	320	ug/m3
TMCLKL	HY/2012/08	2014-11-11	ASR5	Sunny	13:30	1-hour TSP	324	ug/m3
TMCLKL	HY/2012/08	2014-11-11	ASR5	Sunny	14:32	1-hour TSP	245	ug/m3
TMCLKL	HY/2012/08	2014-11-11	ASR5	Sunny	15:34	1-hour TSP	197	ug/m3
TMCLKL	HY/2012/08	2014-11-11	ASR6	Sunny	13:19	1-hour TSP	211	ug/m3
TMCLKL	HY/2012/08	2014-11-11	ASR6	Sunny	14:21	1-hour TSP	164	ug/m3
TMCLKL	HY/2012/08	2014-11-11	ASR6	Sunny	15:23	1-hour TSP	138	ug/m3
TMCLKL	HY/2012/08	2014-11-11	ASR10	Sunny	13:08	1-hour TSP	131	ug/m3
TMCLKL	HY/2012/08	2014-11-11	ASR10	Sunny	14:10	1-hour TSP	129	ug/m3
TMCLKL	HY/2012/08	2014-11-11	ASR10	Sunny	15:12	1-hour TSP	117	ug/m3

Project	Works	Date	Station	Weather	Start time	Parameters	Results	units
TMCLKL	HY/2012/08	2014-11-14	ASR10	Sunny	08:40	1-hour TSP	93	ug/m3
TMCLKL	HY/2012/08	2014-11-14	ASR10	Sunny	09:42	1-hour TSP	97	ug/m3
TMCLKL	HY/2012/08	2014-11-14	ASR10	Sunny	10:44	1-hour TSP	106	ug/m3
TMCLKL	HY/2012/08	2014-11-14	ASR6	Sunny	08:52	1-hour TSP	130	ug/m3
TMCLKL	HY/2012/08	2014-11-14	ASR6	Sunny	09:54	1-hour TSP	108	ug/m3
TMCLKL	HY/2012/08	2014-11-14	ASR6	Sunny	10:56	1-hour TSP	160	ug/m3
TMCLKL	HY/2012/08	2014-11-14	ASR5	Sunny	09:03	1-hour TSP	188	ug/m3
TMCLKL	HY/2012/08	2014-11-14	ASR5	Sunny	10:05	1-hour TSP	226	ug/m3
TMCLKL	HY/2012/08	2014-11-14	ASR5	Sunny	11:07	1-hour TSP	114	ug/m3
TMCLKL	HY/2012/08	2014-11-14	ASR1	Sunny	09:15	1-hour TSP	404	ug/m3
TMCLKL	HY/2012/08	2014-11-14	ASR1	Sunny	10:17	1-hour TSP	396	ug/m3
TMCLKL	HY/2012/08	2014-11-14	ASR1	Sunny	11:19	1-hour TSP	210	ug/m3
TMCLKL	HY/2012/08	2014-11-14	AQMS1	Sunny	09:27	1-hour TSP	133	ug/m3
TMCLKL	HY/2012/08	2014-11-14	AQMS1	Sunny	10:29	1-hour TSP	148	ug/m3
TMCLKL	HY/2012/08	2014-11-14	AQMS1	Sunny	11:31	1-hour TSP	141	ug/m3
TMCLKL	HY/2012/08	2014-11-17	AQMS1	Sunny	14:06	1-hour TSP	176	ug/m3
TMCLKL	HY/2012/08	2014-11-17	AQMS1	Sunny	16:08	1-hour TSP	113	ug/m3
TMCLKL	HY/2012/08	2014-11-17	AQMS1	Sunny	16:10	1-hour TSP	128	ug/m3
TMCLKL	HY/2012/08	2014-11-17	ASR1	Sunny	13:55	1-hour TSP	221	ug/m3
TMCLKL	HY/2012/08	2014-11-17	ASR1	Sunny	14:57	1-hour TSP	192	ug/m3
TMCLKL	HY/2012/08	2014-11-17	ASR1	Sunny	15:59	1-hour TSP	102	ug/m3
TMCLKL	HY/2012/08	2014-11-17	ASR5	Sunny	13:44	1-hour TSP	264	ug/m3
TMCLKL	HY/2012/08	2014-11-17	ASR5	Sunny	14:46	1-hour TSP	159	ug/m3
TMCLKL	HY/2012/08	2014-11-17	ASR5	Sunny	15:48	1-hour TSP	152	ug/m3
TMCLKL	HY/2012/08	2014-11-17	ASR6	Sunny	13:33	1-hour TSP	242	ug/m3
TMCLKL	HY/2012/08	2014-11-17	ASR6	Sunny	14:35	1-hour TSP	128	ug/m3
TMCLKL	HY/2012/08	2014-11-17	ASR6	Sunny	15:37	1-hour TSP	83	ug/m3
TMCLKL	HY/2012/08	2014-11-17	ASR10	Sunny	13:22	1-hour TSP	176	ug/m3
TMCLKL	HY/2012/08	2014-11-17	ASR10	Sunny	14:24	1-hour TSP	89	ug/m3
TMCLKL	HY/2012/08	2014-11-17	ASR10	Sunny	15:26	1-hour TSP	71	ug/m3

Project	Works	Date	Station	Weather	Start time	Parameters	Results	units
TMCLKL	HY/2012/08	2014-11-20	ASR10	Sunny	07:40	1-hour TSP	63	ug/m3
TMCLKL	HY/2012/08	2014-11-20	ASR10	Sunny	08:42	1-hour TSP	60	ug/m3
TMCLKL	HY/2012/08	2014-11-20	ASR10	Sunny	09:44	1-hour TSP	68	ug/m3
TMCLKL	HY/2012/08	2014-11-20	ASR6	Sunny	07:50	1-hour TSP	66	ug/m3
TMCLKL	HY/2012/08	2014-11-20	ASR6	Sunny	08:52	1-hour TSP	63	ug/m3
TMCLKL	HY/2012/08	2014-11-20	ASR6	Sunny	09:54	1-hour TSP	89	ug/m3
TMCLKL	HY/2012/08	2014-11-20	ASR5	Sunny	08:02	1-hour TSP	106	ug/m3
TMCLKL	HY/2012/08	2014-11-20	ASR5	Sunny	09:04	1-hour TSP	112	ug/m3
TMCLKL	HY/2012/08	2014-11-20	ASR5	Sunny	10:06	1-hour TSP	96	ug/m3
TMCLKL	HY/2012/08	2014-11-20	ASR1	Sunny	08:13	1-hour TSP	107	ug/m3
TMCLKL	HY/2012/08	2014-11-20	ASR1	Sunny	09:15	1-hour TSP	87	ug/m3
TMCLKL	HY/2012/08	2014-11-20	ASR1	Sunny	10:17	1-hour TSP	146	ug/m3
TMCLKL	HY/2012/08	2014-11-20	AQMS1	Sunny	08:24	1-hour TSP	108	ug/m3
TMCLKL	HY/2012/08	2014-11-20	AQMS1	Sunny	09:26	1-hour TSP	117	ug/m3
TMCLKL	HY/2012/08	2014-11-20	AQMS1	Sunny	10:28	1-hour TSP	92	ug/m3
TMCLKL	HY/2012/08	2014-11-23	AQMS1	Sunny	09:32	1-hour TSP	97	ug/m3
TMCLKL	HY/2012/08	2014-11-23	AQMS1	Sunny	10:34	1-hour TSP	84	ug/m3
TMCLKL	HY/2012/08	2014-11-23	AQMS1	Sunny	11:36	1-hour TSP	83	ug/m3
TMCLKL	HY/2012/08	2014-11-23	ASR1	Sunny	09:20	1-hour TSP	191	ug/m3
TMCLKL	HY/2012/08	2014-11-23	ASR1	Sunny	10:22	1-hour TSP	192	ug/m3
TMCLKL	HY/2012/08	2014-11-23	ASR1	Sunny	11:24	1-hour TSP	91	ug/m3
TMCLKL	HY/2012/08	2014-11-23	ASR5	Sunny	09:08	1-hour TSP	104	ug/m3
TMCLKL	HY/2012/08	2014-11-23	ASR5	Sunny	10:10	1-hour TSP	93	ug/m3
TMCLKL	HY/2012/08	2014-11-23	ASR5	Sunny	11:12	1-hour TSP	89	ug/m3
TMCLKL	HY/2012/08	2014-11-23	ASR6	Sunny	08:57	1-hour TSP	98	ug/m3
TMCLKL	HY/2012/08	2014-11-23	ASR6	Sunny	09:59	1-hour TSP	89	ug/m3
TMCLKL	HY/2012/08	2014-11-23	ASR6	Sunny	11:01	1-hour TSP	81	ug/m3
TMCLKL	HY/2012/08	2014-11-23	ASR10	Sunny	08:45	1-hour TSP	101	ug/m3
TMCLKL	HY/2012/08	2014-11-23	ASR10	Sunny	09:47	1-hour TSP	67	ug/m3
TMCLKL	HY/2012/08	2014-11-26	ASR10	Sunny	10:49	1-hour TSP	71	ug/m3

Project	Works	Date	Station	Weather	Start time	Parameters	Results	units
TMCLKL	HY/2012/08	2014-11-26	ASR10	Cloudy	13:03	1-hour TSP	96	ug/m3
TMCLKL	HY/2012/08	2014-11-26	ASR10	Cloudy	14:05	1-hour TSP	79	ug/m3
TMCLKL	HY/2012/08	2014-11-26	ASR10	Cloudy	15:07	1-hour TSP	110	ug/m3
TMCLKL	HY/2012/08	2014-11-26	ASR6	Cloudy	13:14	1-hour TSP	226	ug/m3
TMCLKL	HY/2012/08	2014-11-26	ASR6	Cloudy	14:16	1-hour TSP	137	ug/m3
TMCLKL	HY/2012/08	2014-11-26	ASR6	Cloudy	15:18	1-hour TSP	156	ug/m3
TMCLKL	HY/2012/08	2014-11-26	ASR5	Cloudy	13:25	1-hour TSP	150	ug/m3
TMCLKL	HY/2012/08	2014-11-26	ASR5	Cloudy	14:27	1-hour TSP	168	ug/m3
TMCLKL	HY/2012/08	2014-11-26	ASR5	Cloudy	15:29	1-hour TSP	215	ug/m3
TMCLKL	HY/2012/08	2014-11-26	ASR1	Cloudy	13:37	1-hour TSP	102	ug/m3
TMCLKL	HY/2012/08	2014-11-26	ASR1	Cloudy	14:39	1-hour TSP	189	ug/m3
TMCLKL	HY/2012/08	2014-11-26	ASR1	Cloudy	15:41	1-hour TSP	188	ug/m3
TMCLKL	HY/2012/08	2014-11-26	AQMS1	Cloudy	13:48	1-hour TSP	112	ug/m3
TMCLKL	HY/2012/08	2014-11-26	AQMS1	Cloudy	14:50	1-hour TSP	191	ug/m3
TMCLKL	HY/2012/08	2014-11-26	AQMS1	Cloudy	15:52	1-hour TSP	240	ug/m3
TMCLKL	HY/2012/08	2014-11-02	AQMS1	Cloudy	11:50	24-hour TSP	94	ug/m3
TMCLKL	HY/2012/08	2014-11-02	ASR1	Cloudy	11:39	24-hour TSP	117	ug/m3
TMCLKL	HY/2012/08	2014-11-02	ASR5	Cloudy	11:28	24-hour TSP	110	ug/m3
TMCLKL	HY/2012/08	2014-11-02	ASR6	Cloudy	11:16	24-hour TSP	97	ug/m3
TMCLKL	HY/2012/08	2014-11-02	ASR10	Cloudy	11:06	24-hour TSP	92	ug/m3
TMCLKL	HY/2012/08	2014-11-05	AQMS1	Cloudy	17:04	24-hour TSP	112	ug/m3
TMCLKL	HY/2012/08	2014-11-05	ASR1	Cloudy	16:52	24-hour TSP	82	ug/m3
TMCLKL	HY/2012/08	2014-11-05	ASR5	Cloudy	16:41	24-hour TSP	87	ug/m3
TMCLKL	HY/2012/08	2014-11-05	ASR6	Cloudy	16:30	24-hour TSP	69	ug/m3
TMCLKL	HY/2012/08	2014-11-05	ASR10	Cloudy	16:19	24-hour TSP	67	ug/m3
TMCLKL	HY/2012/08	2014-11-08	AQMS1	Rainy	17:43	24-hour TSP	72	ug/m3
TMCLKL	HY/2012/08	2014-11-08	ASR1	Rainy	17:32	24-hour TSP	70	ug/m3
TMCLKL	HY/2012/08	2014-11-08	ASR5	Rainy	17:20	24-hour TSP	78	ug/m3
TMCLKL	HY/2012/08	2014-11-08	ASR6	Rainy	17:09	24-hour TSP	60	ug/m3
TMCLKL	HY/2012/08	2014-11-08	ASR10	Rainy	16:58	24-hour TSP	63	ug/m3

Project	Works	Date	Station	Weather	Start time	Parameters	Results	units
TMCLKL	HY/2012/08	2014-11-11	AQMS1	Sunny	16:59	24-hour TSP	89	ug/m3
TMCLKL	HY/2012/08	2014-11-11	ASR1	Sunny	16:48	24-hour TSP	93	ug/m3
TMCLKL	HY/2012/08	2014-11-11	ASR5	Sunny	16:36	24-hour TSP	101	ug/m3
TMCLKL	HY/2012/08	2014-11-11	ASR6	Sunny	16:25	24-hour TSP	95	ug/m3
TMCLKL	HY/2012/08	2014-11-11	ASR10	Sunny	16:14	24-hour TSP	67	ug/m3
TMCLKL	HY/2012/08	2014-11-14	ASR10	Sunny	11:46	24-hour TSP	62	ug/m3
TMCLKL	HY/2012/08	2014-11-14	ASR6	Sunny	11:58	24-hour TSP	79	ug/m3
TMCLKL	HY/2012/08	2014-11-14	ASR5	Sunny	12:09	24-hour TSP	104	ug/m3
TMCLKL	HY/2012/08	2014-11-14	ASR1	Sunny	12:21	24-hour TSP	115	ug/m3
TMCLKL	HY/2012/08	2014-11-14	AQMS1	Sunny	12:33	24-hour TSP	94	ug/m3
TMCLKL	HY/2012/08	2014-11-17	AQMS1	Sunny	17:12	24-hour TSP	98	ug/m3
TMCLKL	HY/2012/08	2014-11-17	ASR1	Sunny	17:01	24-hour TSP	107	ug/m3
TMCLKL	HY/2012/08	2014-11-17	ASR5	Sunny	16:50	24-hour TSP	91	ug/m3
TMCLKL	HY/2012/08	2014-11-17	ASR6	Sunny	16:39	24-hour TSP	77	ug/m3
TMCLKL	HY/2012/08	2014-11-17	ASR10	Sunny	16:28	24-hour TSP	88	ug/m3
TMCLKL	HY/2012/08	2014-11-20	ASR10	Sunny	10:46	24-hour TSP	64	ug/m3
TMCLKL	HY/2012/08	2014-11-20	ASR6	Sunny	10:56	24-hour TSP	83	ug/m3
TMCLKL	HY/2012/08	2014-11-20	ASR5	Sunny	11:08	24-hour TSP	101	ug/m3
TMCLKL	HY/2012/08	2014-11-20	ASR1	Sunny	11:19	24-hour TSP	87	ug/m3
TMCLKL	HY/2012/08	2014-11-20	AQMS1	Sunny	11:30	24-hour TSP	91	ug/m3
TMCLKL	HY/2012/08	2014-11-23	AQMS1	Sunny	12:38	24-hour TSP	93	ug/m3
TMCLKL	HY/2012/08	2014-11-23	ASR1	Sunny	12:26	24-hour TSP	69	ug/m3
TMCLKL	HY/2012/08	2014-11-23	ASR5	Sunny	12:14	24-hour TSP	74	ug/m3
TMCLKL	HY/2012/08	2014-11-23	ASR6	Sunny	12:03	24-hour TSP	65	ug/m3
TMCLKL	HY/2012/08	2014-11-23	ASR10	Sunny	11:51	24-hour TSP	89	ug/m3
TMCLKL	HY/2012/08	2014-11-26	ASR10	Cloudy	16:09	24-hour TSP	69	ug/m3
TMCLKL	HY/2012/08	2014-11-26	ASR6	Cloudy	16:20	24-hour TSP	82	ug/m3
TMCLKL	HY/2012/08	2014-11-26	ASR5	Cloudy	16:31	24-hour TSP	94	ug/m3
TMCLKL	HY/2012/08	2014-11-26	ASR1	Cloudy	15:43	24-hour TSP	95	ug/m3
TMCLKL	HY/2012/08	2014-11-26	AQMS1	Cloudy	16:54	24-hour TSP	82	ug/m3

Project	Works	Date	Station	Weather	Start time	Parameters	Results	units
TMCLKL	HY/2012/08	2014-11-29	ASR10	Sunny	08:00	1-hour TSP	92	ug/m3
TMCLKL	HY/2012/08	2014-11-29	ASR10	Sunny	09:02	1-hour TSP	85	ug/m3
TMCLKL	HY/2012/08	2014-11-29	ASR10	Sunny	10:04	1-hour TSP	64	ug/m3
TMCLKL	HY/2012/08	2014-11-29	ASR6	Sunny	08:12	1-hour TSP	163	ug/m3
TMCLKL	HY/2012/08	2014-11-29	ASR6	Sunny	09:14	1-hour TSP	180	ug/m3
TMCLKL	HY/2012/08	2014-11-29	ASR6	Sunny	10:16	1-hour TSP	142	ug/m3
TMCLKL	HY/2012/08	2014-11-29	ASR5	Sunny	08:23	1-hour TSP	197	ug/m3
TMCLKL	HY/2012/08	2014-11-29	ASR5	Sunny	09:25	1-hour TSP	172	ug/m3
TMCLKL	HY/2012/08	2014-11-29	ASR5	Sunny	10:27	1-hour TSP	201	ug/m3
TMCLKL	HY/2012/08	2014-11-29	ASR1	Sunny	08:34	1-hour TSP	116	ug/m3
TMCLKL	HY/2012/08	2014-11-29	ASR1	Sunny	09:36	1-hour TSP	146	ug/m3
TMCLKL	HY/2012/08	2014-11-29	ASR1	Sunny	10:38	1-hour TSP	144	ug/m3
TMCLKL	HY/2012/08	2014-11-29	AQMS1	Sunny	08:45	1-hour TSP	200	ug/m3
TMCLKL	HY/2012/08	2014-11-29	AQMS1	Sunny	09:47	1-hour TSP	157	ug/m3
TMCLKL	HY/2012/08	2014-11-29	AQMS1	Sunny	10:49	1-hour TSP	139	ug/m3
TMCLKL	HY/2012/08	2014-11-29	ASR10	Sunny	11:06	24-hour TSP	60	ug/m3
TMCLKL	HY/2012/08	2014-11-29	ASR6	Sunny	11:18	24-hour TSP	85	ug/m3
TMCLKL	HY/2012/08	2014-11-29	ASR5	Sunny	11:29	24-hour TSP	98	ug/m3
TMCLKL	HY/2012/08	2014-11-29	ASR1	Sunny	11:40	24-hour TSP	73	ug/m3
TMCLKL	HY/2012/08	2014-11-29	AQMS1	Sunny	11:51	24-hour TSP	89	ug/m3