

Figure G.1 Impact Monitoring – 1-hour Total Suspended Particulates ($\mu\text{g}/\text{m}^3$) at AQMS1 between 1 December 2014 and 31 March 2015 during impact monitoring period. The weather conditions during the monitoring period varied from sunny to cloudy. Major land-based construction activities included: TBM Platform Construction at Works Area - Portion N-A (22/12/2014 – 31/3/2015), Diaphragm Wall Construction for Ventilation Shaft at Works Area - Portion N-C (1/12/2014 – 31/3/2015) and Setting up of Slurry Treatment Plant (1/12/2014 – 31/3/2015). Ref: 0212330_Impact AQM graphs_Mar 2015_REV a.xlsx



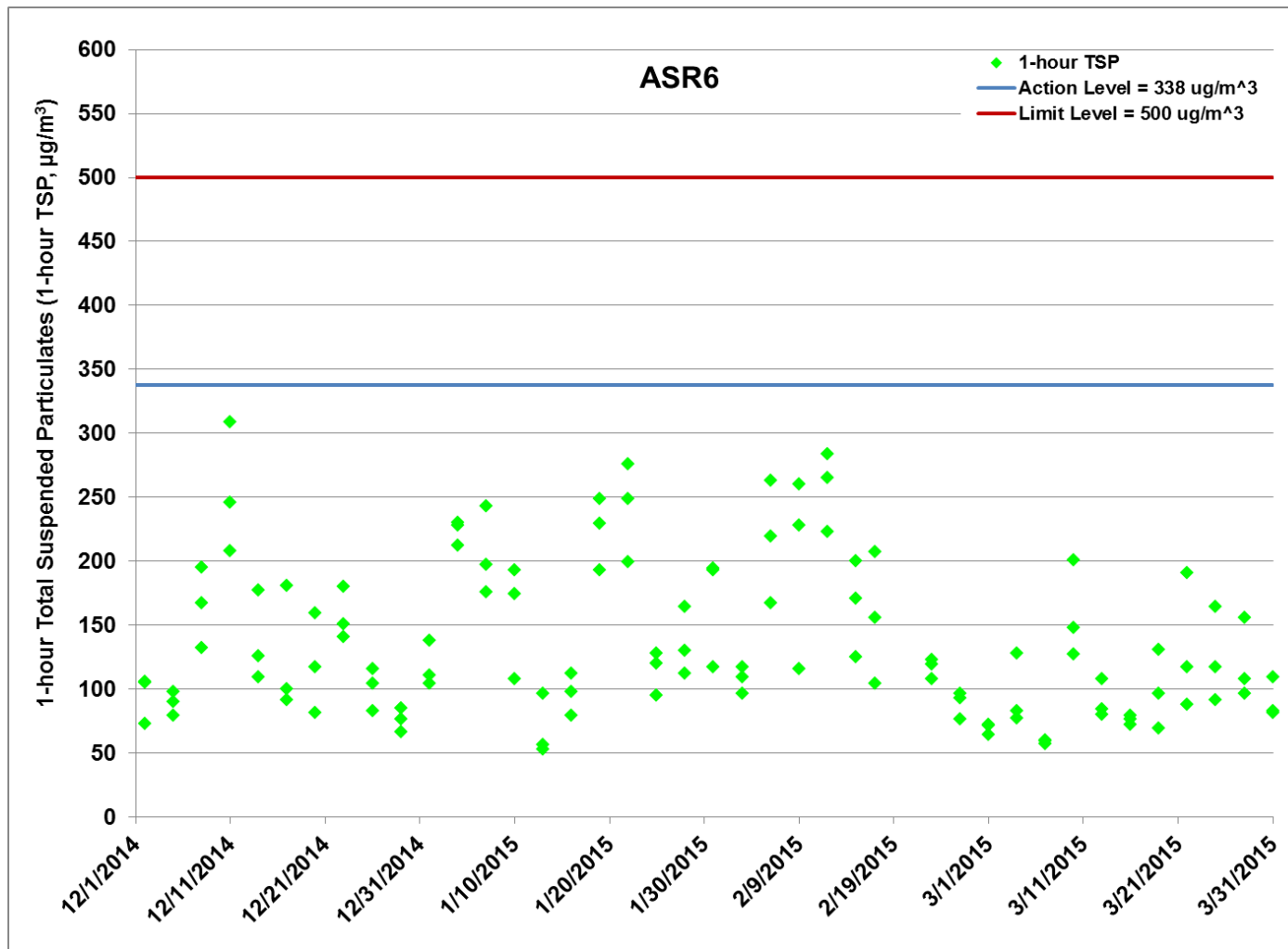


Figure G.2 Impact Monitoring - 1-hour Total Suspended Particulates ($\mu\text{g}/\text{m}^3$) at ASR6 between 1 December 2014 and 31 March 2015 during impact monitoring period. The weather conditions during the monitoring period varied from sunny to cloudy. Major land-based construction activities included: TBM Platform Construction at Works Area - Portion N-A (22/12/2014 - 31/3/2015), Diaphragm Wall Construction for Ventilation Shaft at Works Area - Portion N-C (1/12/2014 - 31/3/2015) and Setting up of Slurry Treatment Plant (1/12/2014 - 31/3/2015). Ref: 0212330_Impact AQM graphs_Mar 2015_REV a.xlsx



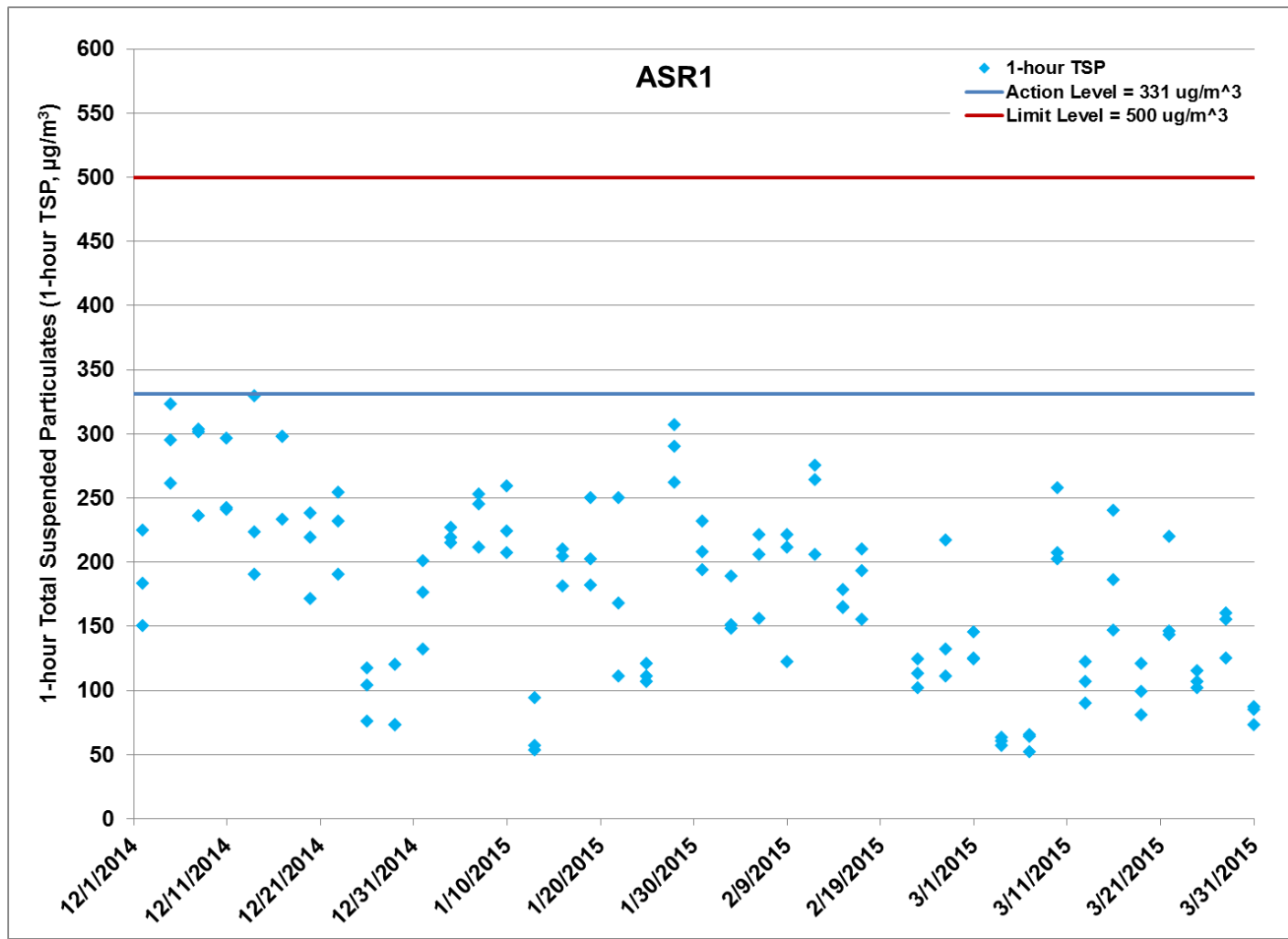


Figure G.3 Impact Monitoring - 1-hour Total Suspended Particulates ($\mu\text{g}/\text{m}^3$) at ASR1 between 1 December 2014 and 31 March 2015 during impact monitoring period. The weather conditions during the monitoring period varied from sunny to cloudy. Major land-based construction activities included: TBM Platform Construction at Works Area - Portion N-A (22/12/2014 - 31/3/2015), Diaphragm Wall Construction for Ventilation Shaft at Works Area - Portion N-C (1/12/2014 - 31/3/2015) and Setting up of Slurry Treatment Plant (1/12/2014 - 31/3/2015). Ref: 0212330_Impact AQM graphs_Mar 2015_REV a.xlsx



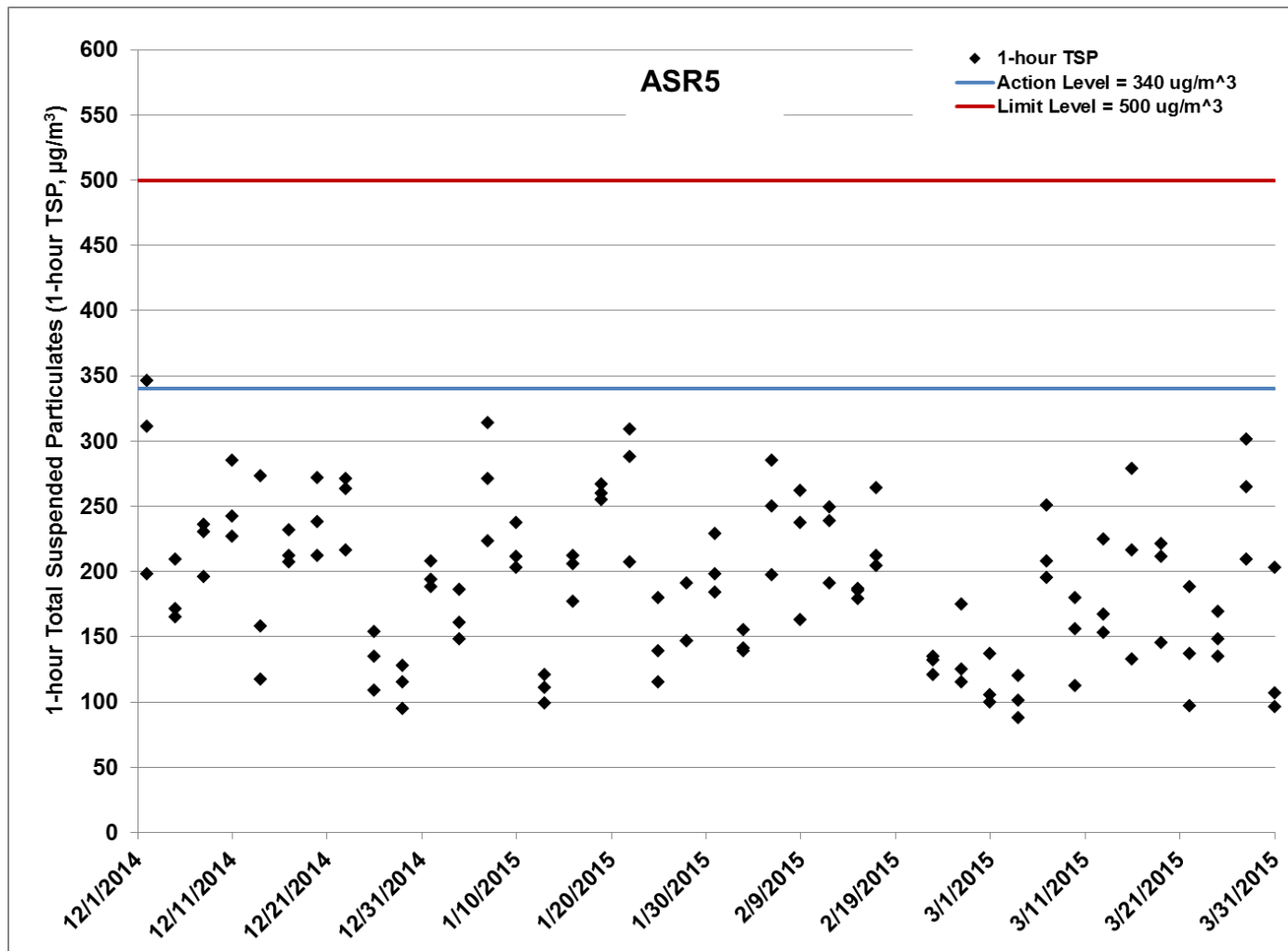


Figure G.4 Impact Monitoring - 1-hour Total Suspended Particulates ($\mu\text{g}/\text{m}^3$) at ASR5 between 1 December 2014 and 31 March 2015 during impact monitoring period. The weather conditions during the monitoring period varied from sunny to cloudy. Major land-based construction activities included: TBM Platform Construction at Works Area - Portion N-A (22/12/2014 - 31/3/2015), Diaphragm Wall Construction for Ventilation Shaft at Works Area - Portion N-C (1/12/2014 - 31/3/2015) and Setting up of Slurry Treatment Plant (1/12/2014 - 31/3/2015). Ref: 0212330_Impact AQM graphs_Mar 2015_REV a.xlsx



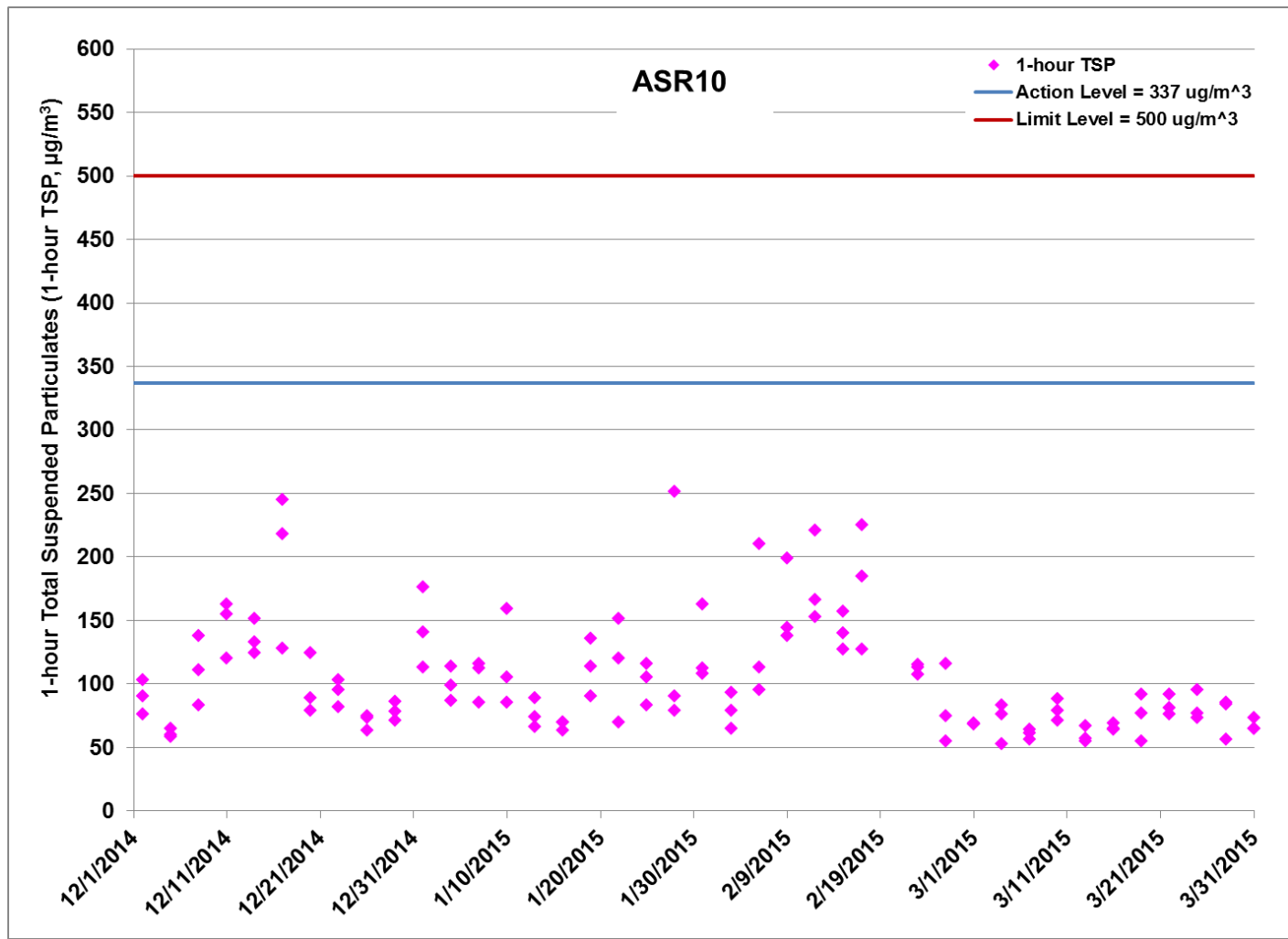


Figure G.5 Impact Monitoring - 1-hour Total Suspended Particulates ($\mu\text{g}/\text{m}^3$) at ASR10 between 1 December 2014 and 31 March 2015 during impact monitoring period. The weather conditions during the monitoring period varied from sunny to cloudy. Major land-based construction activities included: TBM Platform Construction at Works Area - Portion N-A (22/12/2014 - 31/3/2015), Diaphragm Wall Construction for Ventilation Shaft at Works Area - Portion N-C (1/12/2014 - 31/3/2015) and Setting up of Slurry Treatment Plant (1/12/2014 - 31/3/2015). Ref: 0212330_Impact AQM graphs_Mar 2015_REV a.xlsx



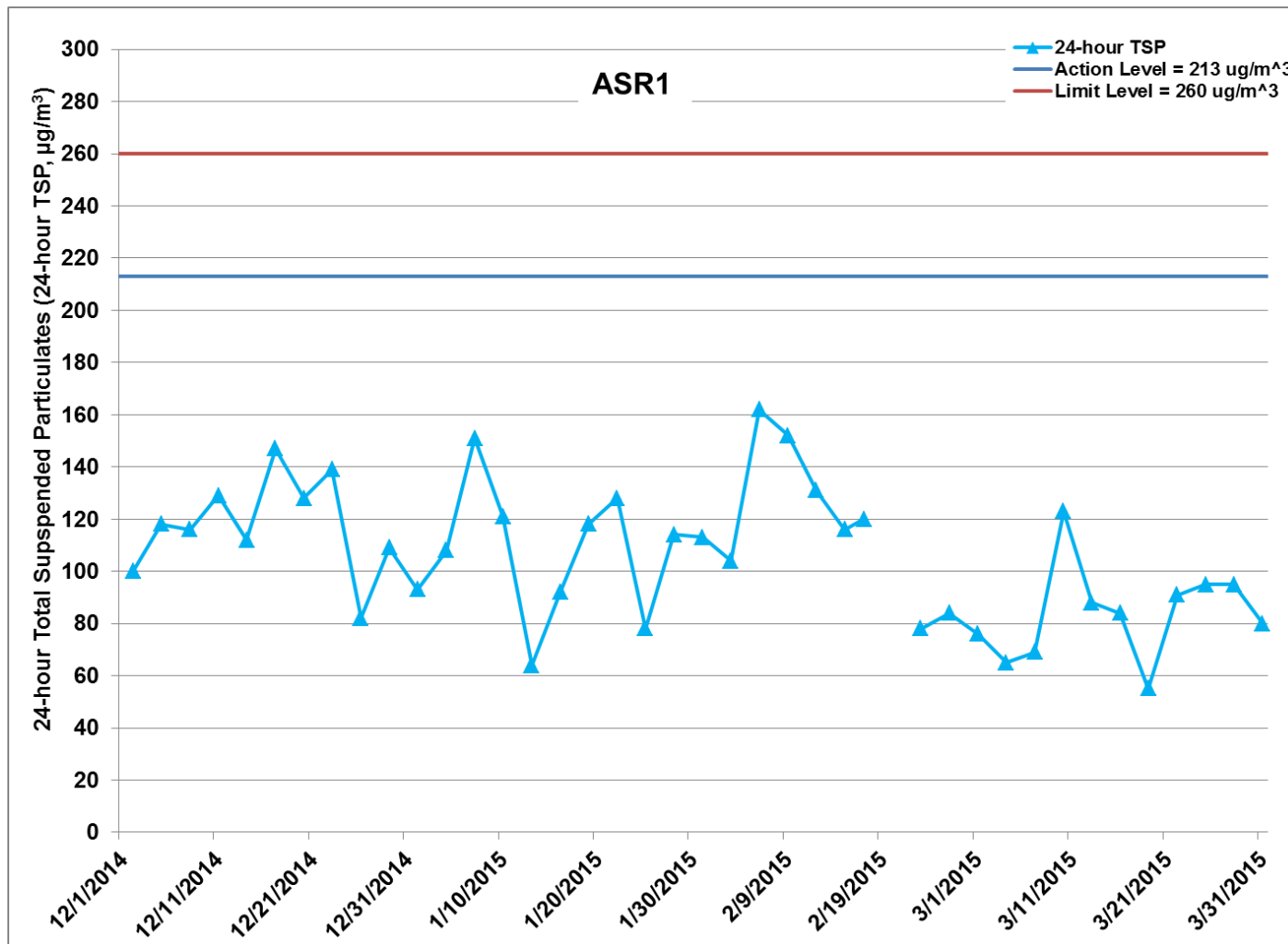


Figure G.6 Impact Monitoring - 24-hour Total Suspended Particulates ($\mu\text{g}/\text{m}^3$) at ASR1 between 1 December 2014 and 31 March 2015 during impact monitoring period. The weather conditions during the monitoring period varied from sunny to cloudy. Major land-based construction activities included: TBM Platform Construction at Works Area - Portion N-A (22/12/2014 - 31/3/2015), Diaphragm Wall Construction for Ventilation Shaft at Works Area - Portion N-C (1/12/2014 - 31/3/2015) and Setting up of Slurry Treatment Plant (1/12/2014 - 31/3/2015). Ref: 0212330_Impact AQM graphs_Mar 2015_REV a.xlsx



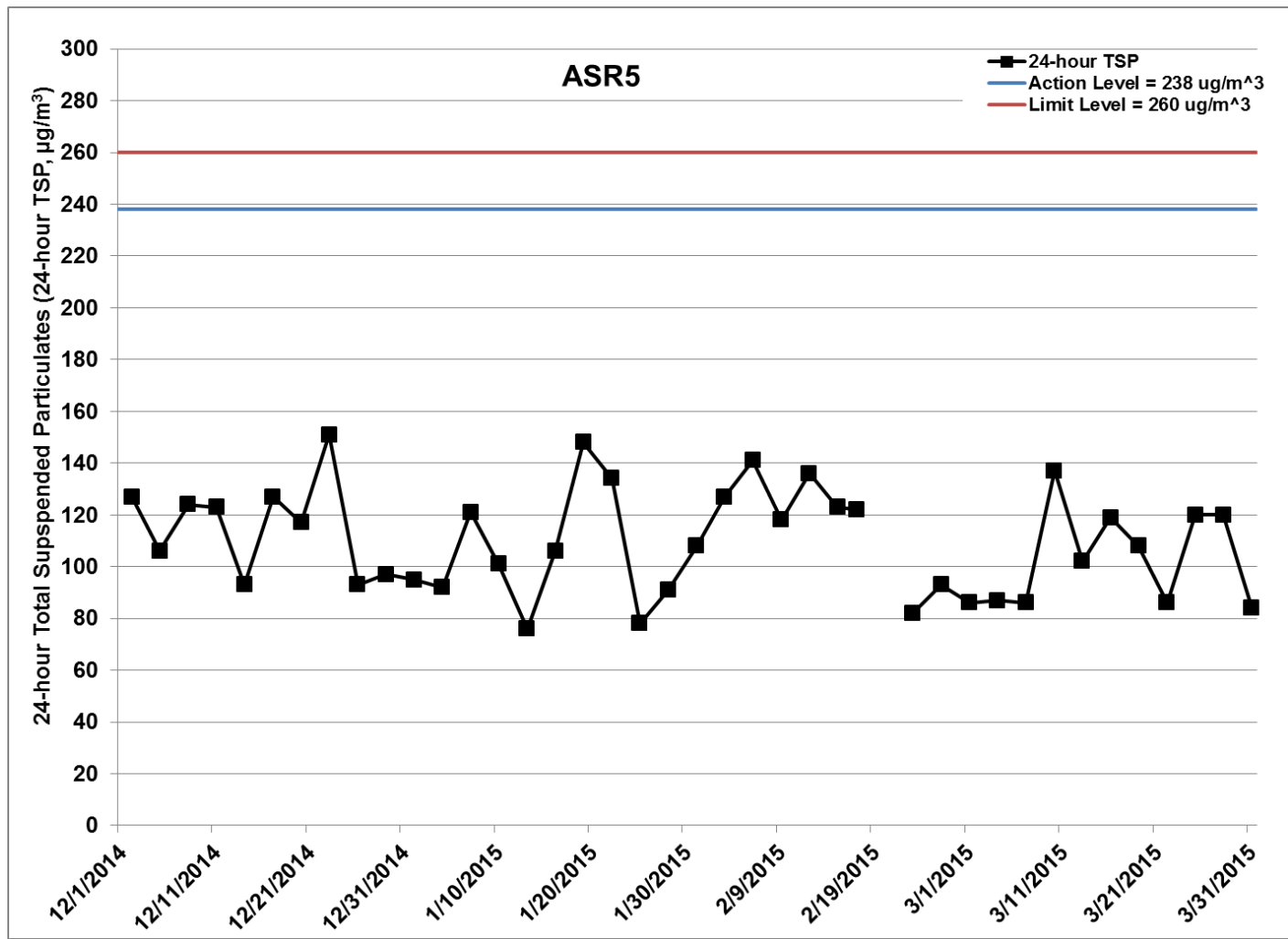


Figure G.7 Impact Monitoring - 24-hour Total Suspended Particulates ($\mu\text{g}/\text{m}^3$) at ASR5 between 1 December 2014 and 31 March 2015 during impact monitoring period. The weather conditions during the monitoring period varied from sunny to cloudy. Major land-based construction activities included: TBM Platform Construction at Works Area - Portion N-A (22/12/2014 - 31/3/2015), Diaphragm Wall Construction for Ventilation Shaft at Works Area - Portion N-C (1/12/2014 - 31/3/2015) and Setting up of Slurry Treatment Plant (1/12/2014 - 31/3/2015). Ref: 0212330_Impact AQM graphs_Mar 2015_REV a.xlsx



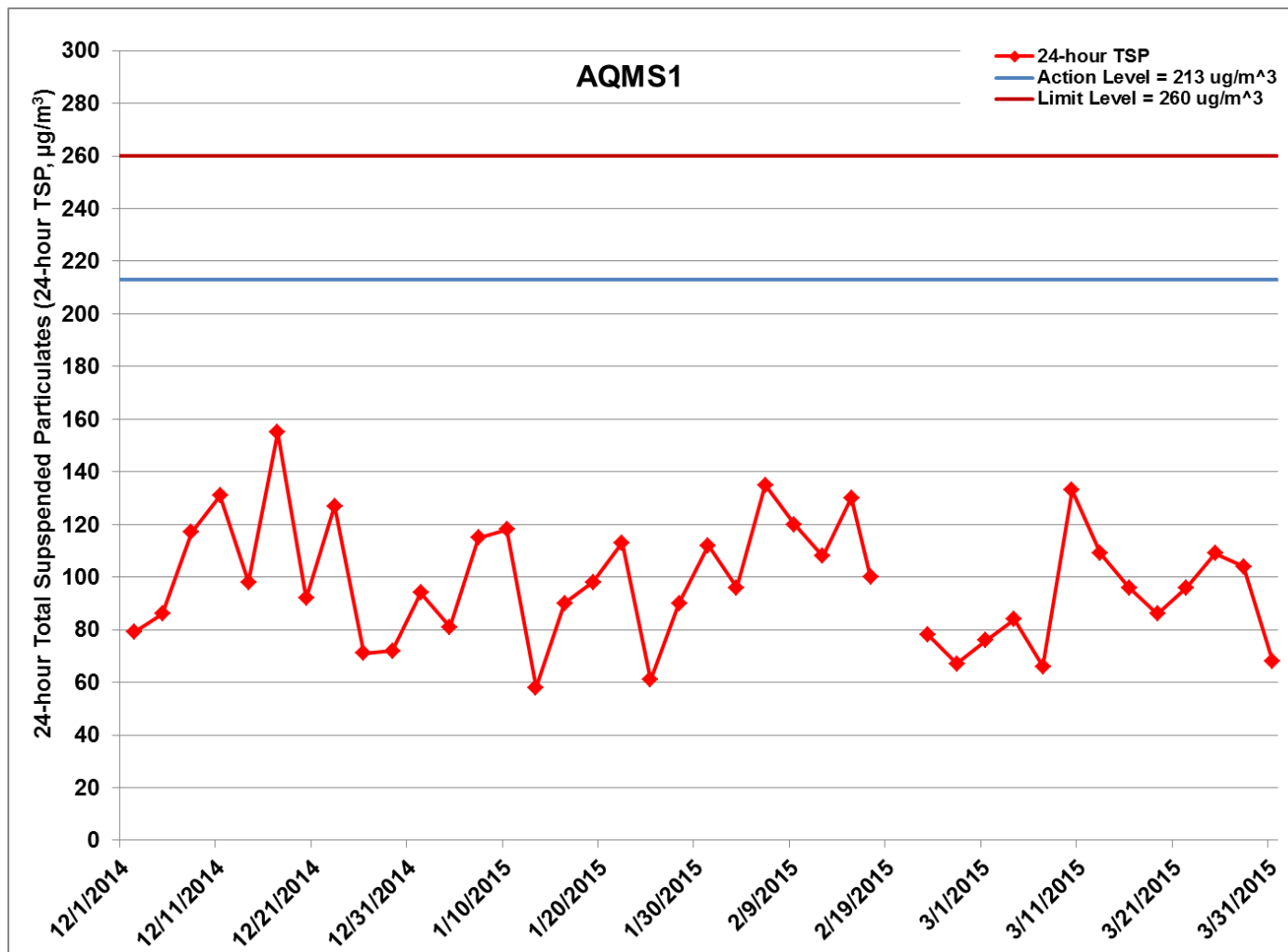


Figure G.8 Impact Monitoring - 24-hour Total Suspended Particulates ($\mu\text{g}/\text{m}^3$) at AQMS1 between 1 December 2014 and 31 March 2015 during impact monitoring period. The weather conditions during the monitoring period varied from sunny to cloudy. Major land-based construction activities included: TBM Platform Construction at Works Area - Portion N-A (22/12/2014 - 31/3/2015), Diaphragm Wall Construction for Ventilation Shaft at Works Area - Portion N-C (1/12/2014 - 31/3/2015) and Setting up of Slurry Treatment Plant (1/12/2014 - 31/3/2015). Ref: 0212330_Impact AQM graphs_Mar 2015_REV a.xlsx



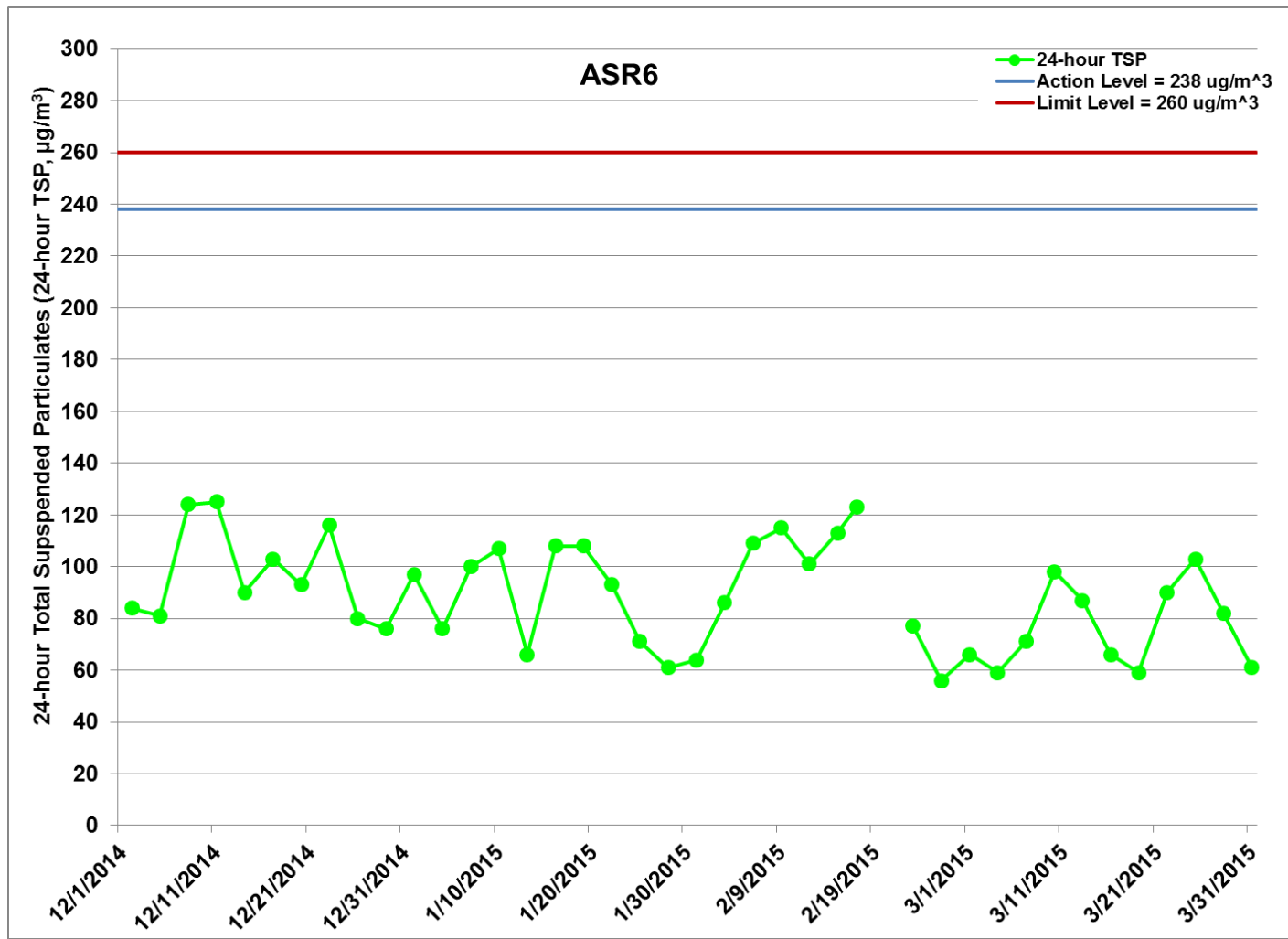


Figure G.9 Impact Monitoring - 24-hour Total Suspended Particulates ($\mu\text{g}/\text{m}^3$) at ASR6 between 1 December 2014 and 31 March 2015 during impact monitoring period. The weather conditions during the monitoring period varied from sunny to cloudy. Major land-based construction activities included: TBM Platform Construction at Works Area - Portion N-A (22/12/2014 - 31/3/2015), Diaphragm Wall Construction for Ventilation Shaft at Works Area - Portion N-C (1/12/2014 - 31/3/2015) and Setting up of Slurry Treatment Plant (1/12/2014 - 31/3/2015). Ref: 0212330_Impact AQM graphs_Mar 2015_REV a.xlsx



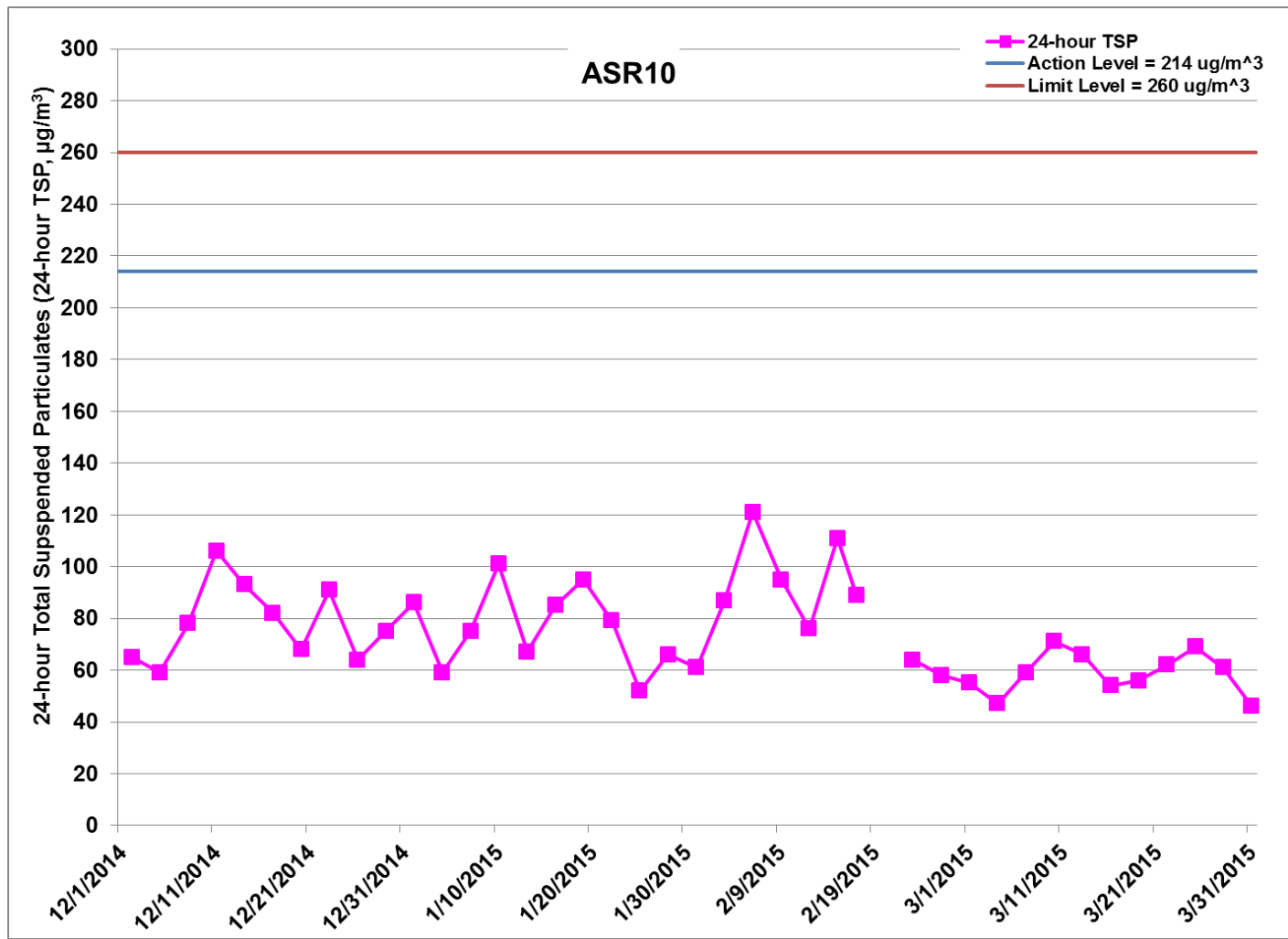


Figure G.10 Impact Monitoring - 24-hour Total Suspended Particulates ($\mu\text{g}/\text{m}^3$) at ASR10 between 1 December 2014 and 31 March 2015 during impact monitoring period. The weather conditions during the monitoring period varied from sunny to cloudy. Major land-based construction activities included: TBM Platform Construction at Works Area - Portion N-A (22/12/2014 - 31/3/2015), Diaphragm Wall Construction for Ventilation Shaft at Works Area - Portion N-C (1/12/2014 - 31/3/2015) and Setting up of Slurry Treatment Plant (1/12/2014 - 31/3/2015). Ref: 0212330_Impact AQM graphs_Mar 2015_REV a.xlsx



Project	Works	Date	Station	Weather	Start time	Parameters	Results	units
TMCLKL	HY/2012/08	2015-03-01	AQMS1	Sunny	09:45	1-hour TSP	112	ug/m3
TMCLKL	HY/2012/08	2015-03-01	AQMS1	Sunny	10:47	1-hour TSP	150	ug/m3
TMCLKL	HY/2012/08	2015-03-01	AQMS1	Sunny	11:49	1-hour TSP	70	ug/m3
TMCLKL	HY/2012/08	2015-03-01	ASR1	Sunny	09:33	1-hour TSP	145	ug/m3
TMCLKL	HY/2012/08	2015-03-01	ASR1	Sunny	10:35	1-hour TSP	124	ug/m3
TMCLKL	HY/2012/08	2015-03-01	ASR1	Sunny	11:37	1-hour TSP	125	ug/m3
TMCLKL	HY/2012/08	2015-03-01	ASR5	Sunny	09:22	1-hour TSP	105	ug/m3
TMCLKL	HY/2012/08	2015-03-01	ASR5	Sunny	10:24	1-hour TSP	137	ug/m3
TMCLKL	HY/2012/08	2015-03-01	ASR5	Sunny	11:26	1-hour TSP	100	ug/m3
TMCLKL	HY/2012/08	2015-03-01	ASR6	Sunny	09:12	1-hour TSP	64	ug/m3
TMCLKL	HY/2012/08	2015-03-01	ASR6	Sunny	10:14	1-hour TSP	72	ug/m3
TMCLKL	HY/2012/08	2015-03-01	ASR6	Sunny	11:16	1-hour TSP	71	ug/m3
TMCLKL	HY/2012/08	2015-03-01	ASR10	Sunny	09:00	1-hour TSP	69	ug/m3
TMCLKL	HY/2012/08	2015-03-01	ASR10	Sunny	10:02	1-hour TSP	68	ug/m3
TMCLKL	HY/2012/08	2015-03-01	ASR10	Sunny	11:04	1-hour TSP	68	ug/m3
TMCLKL	HY/2012/08	2015-03-04	AQMS1	Cloudy	13:49	1-hour TSP	108	ug/m3
TMCLKL	HY/2012/08	2015-03-04	AQMS1	Cloudy	14:51	1-hour TSP	59	ug/m3
TMCLKL	HY/2012/08	2015-03-04	AQMS1	Cloudy	15:53	1-hour TSP	104	ug/m3
TMCLKL	HY/2012/08	2015-03-04	ASR1	Cloudy	13:37	1-hour TSP	57	ug/m3
TMCLKL	HY/2012/08	2015-03-04	ASR1	Cloudy	14:39	1-hour TSP	60	ug/m3
TMCLKL	HY/2012/08	2015-03-04	ASR1	Cloudy	15:41	1-hour TSP	63	ug/m3
TMCLKL	HY/2012/08	2015-03-04	ASR5	Cloudy	13:25	1-hour TSP	120	ug/m3
TMCLKL	HY/2012/08	2015-03-04	ASR5	Cloudy	14:27	1-hour TSP	88	ug/m3
TMCLKL	HY/2012/08	2015-03-04	ASR5	Cloudy	15:29	1-hour TSP	101	ug/m3
TMCLKL	HY/2012/08	2015-03-04	ASR6	Cloudy	13:15	1-hour TSP	128	ug/m3
TMCLKL	HY/2012/08	2015-03-04	ASR6	Cloudy	14:17	1-hour TSP	83	ug/m3
TMCLKL	HY/2012/08	2015-03-04	ASR6	Cloudy	15:19	1-hour TSP	77	ug/m3
TMCLKL	HY/2012/08	2015-03-04	ASR10	Cloudy	13:03	1-hour TSP	53	ug/m3
TMCLKL	HY/2012/08	2015-03-04	ASR10	Cloudy	14:05	1-hour TSP	76	ug/m3
TMCLKL	HY/2012/08	2015-03-04	ASR10	Cloudy	15:07	1-hour TSP	83	ug/m3

Project	Works	Date	Station	Weather	Start time	Parameters	Results	units
TMCLKL	HY/2012/08	2015-03-07	ASR10	Cloudy	09:17	1-hour TSP	56	ug/m3
TMCLKL	HY/2012/08	2015-03-07	ASR10	Cloudy	10:19	1-hour TSP	64	ug/m3
TMCLKL	HY/2012/08	2015-03-07	ASR10	Cloudy	11:21	1-hour TSP	61	ug/m3
TMCLKL	HY/2012/08	2015-03-07	ASR6	Cloudy	09:28	1-hour TSP	59	ug/m3
TMCLKL	HY/2012/08	2015-03-07	ASR6	Cloudy	10:30	1-hour TSP	57	ug/m3
TMCLKL	HY/2012/08	2015-03-07	ASR6	Cloudy	11:32	1-hour TSP	60	ug/m3
TMCLKL	HY/2012/08	2015-03-07	ASR5	Cloudy	09:40	1-hour TSP	195	ug/m3
TMCLKL	HY/2012/08	2015-03-07	ASR5	Cloudy	10:42	1-hour TSP	208	ug/m3
TMCLKL	HY/2012/08	2015-03-07	ASR5	Cloudy	11:44	1-hour TSP	251	ug/m3
TMCLKL	HY/2012/08	2015-03-07	ASR1	Cloudy	09:53	1-hour TSP	52	ug/m3
TMCLKL	HY/2012/08	2015-03-07	ASR1	Cloudy	10:55	1-hour TSP	65	ug/m3
TMCLKL	HY/2012/08	2015-03-07	ASR1	Cloudy	11:57	1-hour TSP	64	ug/m3
TMCLKL	HY/2012/08	2015-03-07	AQMS1	Cloudy	10:05	1-hour TSP	141	ug/m3
TMCLKL	HY/2012/08	2015-03-07	AQMS1	Cloudy	11:07	1-hour TSP	206	ug/m3
TMCLKL	HY/2012/08	2015-03-07	AQMS1	Cloudy	12:09	1-hour TSP	182	ug/m3
TMCLKL	HY/2012/08	2015-03-10	AQMS1	Cloudy	13:55	1-hour TSP	273	ug/m3
TMCLKL	HY/2012/08	2015-03-10	AQMS1	Cloudy	14:57	1-hour TSP	301	ug/m3
TMCLKL	HY/2012/08	2015-03-10	AQMS1	Cloudy	15:59	1-hour TSP	265	ug/m3
TMCLKL	HY/2012/08	2015-03-10	ASR1	Cloudy	13:44	1-hour TSP	202	ug/m3
TMCLKL	HY/2012/08	2015-03-10	ASR1	Cloudy	14:46	1-hour TSP	258	ug/m3
TMCLKL	HY/2012/08	2015-03-10	ASR1	Cloudy	15:48	1-hour TSP	207	ug/m3
TMCLKL	HY/2012/08	2015-03-10	ASR5	Cloudy	13:32	1-hour TSP	180	ug/m3
TMCLKL	HY/2012/08	2015-03-10	ASR5	Cloudy	14:34	1-hour TSP	112	ug/m3
TMCLKL	HY/2012/08	2015-03-10	ASR5	Cloudy	15:36	1-hour TSP	156	ug/m3
TMCLKL	HY/2012/08	2015-03-10	ASR6	Cloudy	13:22	1-hour TSP	201	ug/m3
TMCLKL	HY/2012/08	2015-03-10	ASR6	Cloudy	14:24	1-hour TSP	148	ug/m3
TMCLKL	HY/2012/08	2015-03-10	ASR6	Cloudy	15:26	1-hour TSP	127	ug/m3
TMCLKL	HY/2012/08	2015-03-10	ASR10	Cloudy	13:10	1-hour TSP	88	ug/m3
TMCLKL	HY/2012/08	2015-03-10	ASR10	Cloudy	14:12	1-hour TSP	79	ug/m3
TMCLKL	HY/2012/08	2015-03-10	ASR10	Cloudy	15:14	1-hour TSP	71	ug/m3

Project	Works	Date	Station	Weather	Start time	Parameters	Results	units
TMCLKL	HY/2012/08	2015-03-13	AQMS1	Cloudy	09:20	1-hour TSP	153	ug/m3
TMCLKL	HY/2012/08	2015-03-13	AQMS1	Cloudy	10:22	1-hour TSP	225	ug/m3
TMCLKL	HY/2012/08	2015-03-13	AQMS1	Cloudy	11:24	1-hour TSP	231	ug/m3
TMCLKL	HY/2012/08	2015-03-13	ASR1	Cloudy	09:08	1-hour TSP	122	ug/m3
TMCLKL	HY/2012/08	2015-03-13	ASR1	Cloudy	10:10	1-hour TSP	90	ug/m3
TMCLKL	HY/2012/08	2015-03-13	ASR1	Cloudy	11:12	1-hour TSP	107	ug/m3
TMCLKL	HY/2012/08	2015-03-13	ASR5	Cloudy	08:56	1-hour TSP	225	ug/m3
TMCLKL	HY/2012/08	2015-03-13	ASR5	Cloudy	09:58	1-hour TSP	167	ug/m3
TMCLKL	HY/2012/08	2015-03-13	ASR5	Cloudy	11:00	1-hour TSP	153	ug/m3
TMCLKL	HY/2012/08	2015-03-13	ASR6	Cloudy	08:44	1-hour TSP	84	ug/m3
TMCLKL	HY/2012/08	2015-03-13	ASR6	Cloudy	09:46	1-hour TSP	80	ug/m3
TMCLKL	HY/2012/08	2015-03-13	ASR6	Cloudy	10:48	1-hour TSP	108	ug/m3
TMCLKL	HY/2012/08	2015-03-13	ASR10	Cloudy	08:33	1-hour TSP	55	ug/m3
TMCLKL	HY/2012/08	2015-03-13	ASR10	Cloudy	09:35	1-hour TSP	57	ug/m3
TMCLKL	HY/2012/08	2015-03-13	ASR10	Cloudy	10:37	1-hour TSP	67	ug/m3
TMCLKL	HY/2012/08	2015-03-16	AQMS1	Cloudy	13:52	1-hour TSP	119	ug/m3
TMCLKL	HY/2012/08	2015-03-16	AQMS1	Cloudy	14:54	1-hour TSP	102	ug/m3
TMCLKL	HY/2012/08	2015-03-16	AQMS1	Cloudy	15:56	1-hour TSP	122	ug/m3
TMCLKL	HY/2012/08	2015-03-16	ASR1	Cloudy	13:40	1-hour TSP	240	ug/m3
TMCLKL	HY/2012/08	2015-03-16	ASR1	Cloudy	14:42	1-hour TSP	186	ug/m3
TMCLKL	HY/2012/08	2015-03-16	ASR1	Cloudy	15:44	1-hour TSP	147	ug/m3
TMCLKL	HY/2012/08	2015-03-16	ASR5	Cloudy	13:28	1-hour TSP	279	ug/m3
TMCLKL	HY/2012/08	2015-03-16	ASR5	Cloudy	14:30	1-hour TSP	216	ug/m3
TMCLKL	HY/2012/08	2015-03-16	ASR5	Cloudy	15:32	1-hour TSP	133	ug/m3
TMCLKL	HY/2012/08	2015-03-16	ASR6	Cloudy	13:17	1-hour TSP	79	ug/m3
TMCLKL	HY/2012/08	2015-03-16	ASR6	Cloudy	14:19	1-hour TSP	72	ug/m3
TMCLKL	HY/2012/08	2015-03-16	ASR6	Cloudy	15:21	1-hour TSP	76	ug/m3
TMCLKL	HY/2012/08	2015-03-16	ASR10	Cloudy	13:07	1-hour TSP	69	ug/m3
TMCLKL	HY/2012/08	2015-03-16	ASR10	Cloudy	14:09	1-hour TSP	64	ug/m3
TMCLKL	HY/2012/08	2015-03-16	ASR10	Cloudy	15:11	1-hour TSP	65	ug/m3

Project	Works	Date	Station	Weather	Start time	Parameters	Results	units
TMCLKL	HY/2012/08	2015-03-19	AQMS1	Sunny	13:50	1-hour TSP	189	ug/m3
TMCLKL	HY/2012/08	2015-03-19	AQMS1	Sunny	14:52	1-hour TSP	148	ug/m3
TMCLKL	HY/2012/08	2015-03-19	AQMS1	Sunny	15:54	1-hour TSP	122	ug/m3
TMCLKL	HY/2012/08	2015-03-19	ASR1	Sunny	13:39	1-hour TSP	121	ug/m3
TMCLKL	HY/2012/08	2015-03-19	ASR1	Sunny	14:41	1-hour TSP	81	ug/m3
TMCLKL	HY/2012/08	2015-03-19	ASR1	Sunny	15:43	1-hour TSP	99	ug/m3
TMCLKL	HY/2012/08	2015-03-19	ASR5	Sunny	13:27	1-hour TSP	221	ug/m3
TMCLKL	HY/2012/08	2015-03-19	ASR5	Sunny	14:29	1-hour TSP	211	ug/m3
TMCLKL	HY/2012/08	2015-03-19	ASR5	Sunny	15:31	1-hour TSP	145	ug/m3
TMCLKL	HY/2012/08	2015-03-19	ASR6	Sunny	13:15	1-hour TSP	96	ug/m3
TMCLKL	HY/2012/08	2015-03-19	ASR6	Sunny	14:17	1-hour TSP	69	ug/m3
TMCLKL	HY/2012/08	2015-03-19	ASR6	Sunny	15:19	1-hour TSP	131	ug/m3
TMCLKL	HY/2012/08	2015-03-19	ASR10	Sunny	13:04	1-hour TSP	92	ug/m3
TMCLKL	HY/2012/08	2015-03-19	ASR10	Sunny	14:06	1-hour TSP	55	ug/m3
TMCLKL	HY/2012/08	2015-03-19	ASR10	Sunny	15:08	1-hour TSP	77	ug/m3
TMCLKL	HY/2012/08	2015-03-22	AQMS1	Sunny	08:52	1-hour TSP	154	ug/m3
TMCLKL	HY/2012/08	2015-03-22	AQMS1	Sunny	09:54	1-hour TSP	123	ug/m3
TMCLKL	HY/2012/08	2015-03-22	AQMS1	Sunny	10:56	1-hour TSP	143	ug/m3
TMCLKL	HY/2012/08	2015-03-22	ASR1	Sunny	08:40	1-hour TSP	143	ug/m3
TMCLKL	HY/2012/08	2015-03-22	ASR1	Sunny	09:42	1-hour TSP	220	ug/m3
TMCLKL	HY/2012/08	2015-03-22	ASR1	Sunny	10:44	1-hour TSP	146	ug/m3
TMCLKL	HY/2012/08	2015-03-22	ASR5	Sunny	08:29	1-hour TSP	137	ug/m3
TMCLKL	HY/2012/08	2015-03-22	ASR5	Sunny	09:31	1-hour TSP	97	ug/m3
TMCLKL	HY/2012/08	2015-03-22	ASR5	Sunny	10:33	1-hour TSP	188	ug/m3
TMCLKL	HY/2012/08	2015-03-22	ASR6	Sunny	08:18	1-hour TSP	117	ug/m3
TMCLKL	HY/2012/08	2015-03-22	ASR6	Sunny	09:20	1-hour TSP	88	ug/m3
TMCLKL	HY/2012/08	2015-03-22	ASR6	Sunny	10:22	1-hour TSP	191	ug/m3
TMCLKL	HY/2012/08	2015-03-22	ASR10	Sunny	08:07	1-hour TSP	81	ug/m3
TMCLKL	HY/2012/08	2015-03-22	ASR10	Sunny	09:09	1-hour TSP	76	ug/m3
TMCLKL	HY/2012/08	2015-03-22	ASR10	Sunny	10:11	1-hour TSP	92	ug/m3

Project	Works	Date	Station	Weather	Start time	Parameters	Results	units
TMCLKL	HY/2012/08	2015-03-25	ASR10	Cloudy	13:06	1-hour TSP	95	ug/m3
TMCLKL	HY/2012/08	2015-03-25	ASR10	Cloudy	14:08	1-hour TSP	77	ug/m3
TMCLKL	HY/2012/08	2015-03-25	ASR10	Cloudy	15:10	1-hour TSP	73	ug/m3
TMCLKL	HY/2012/08	2015-03-25	ASR6	Cloudy	13:16	1-hour TSP	117	ug/m3
TMCLKL	HY/2012/08	2015-03-25	ASR6	Cloudy	14:18	1-hour TSP	91	ug/m3
TMCLKL	HY/2012/08	2015-03-25	ASR6	Cloudy	15:20	1-hour TSP	164	ug/m3
TMCLKL	HY/2012/08	2015-03-25	ASR5	Cloudy	13:27	1-hour TSP	169	ug/m3
TMCLKL	HY/2012/08	2015-03-25	ASR5	Cloudy	14:29	1-hour TSP	135	ug/m3
TMCLKL	HY/2012/08	2015-03-25	ASR5	Cloudy	15:31	1-hour TSP	148	ug/m3
TMCLKL	HY/2012/08	2015-03-25	ASR1	Cloudy	13:38	1-hour TSP	115	ug/m3
TMCLKL	HY/2012/08	2015-03-25	ASR1	Cloudy	14:40	1-hour TSP	102	ug/m3
TMCLKL	HY/2012/08	2015-03-25	ASR1	Cloudy	15:42	1-hour TSP	107	ug/m3
TMCLKL	HY/2012/08	2015-03-25	AQMS1	Cloudy	13:49	1-hour TSP	127	ug/m3
TMCLKL	HY/2012/08	2015-03-25	AQMS1	Cloudy	14:51	1-hour TSP	139	ug/m3
TMCLKL	HY/2012/08	2015-03-25	AQMS1	Cloudy	15:33	1-hour TSP	160	ug/m3
TMCLKL	HY/2012/08	2015-03-28	ASR10	Cloudy	08:00	1-hour TSP	85	ug/m3
TMCLKL	HY/2012/08	2015-03-28	ASR10	Cloudy	09:02	1-hour TSP	56	ug/m3
TMCLKL	HY/2012/08	2015-03-28	ASR10	Cloudy	10:04	1-hour TSP	84	ug/m3
TMCLKL	HY/2012/08	2015-03-28	ASR6	Cloudy	08:10	1-hour TSP	156	ug/m3
TMCLKL	HY/2012/08	2015-03-28	ASR6	Cloudy	09:12	1-hour TSP	96	ug/m3
TMCLKL	HY/2012/08	2015-03-28	ASR6	Cloudy	10:14	1-hour TSP	108	ug/m3
TMCLKL	HY/2012/08	2015-03-28	ASR5	Cloudy	08:21	1-hour TSP	301	ug/m3
TMCLKL	HY/2012/08	2015-03-28	ASR5	Cloudy	09:23	1-hour TSP	265	ug/m3
TMCLKL	HY/2012/08	2015-03-28	ASR5	Cloudy	10:25	1-hour TSP	209	ug/m3
TMCLKL	HY/2012/08	2015-03-28	ASR1	Cloudy	08:31	1-hour TSP	155	ug/m3
TMCLKL	HY/2012/08	2015-03-28	ASR1	Cloudy	09:33	1-hour TSP	160	ug/m3
TMCLKL	HY/2012/08	2015-03-28	ASR1	Cloudy	10:35	1-hour TSP	125	ug/m3
TMCLKL	HY/2012/08	2015-03-28	AQMS1	Cloudy	08:43	1-hour TSP	184	ug/m3
TMCLKL	HY/2012/08	2015-03-28	AQMS1	Cloudy	09:45	1-hour TSP	157	ug/m3
TMCLKL	HY/2012/08	2015-03-28	AQMS1	Cloudy	10:47	1-hour TSP	143	ug/m3

Project	Works	Date	Station	Weather	Start time	Parameters	Results	units
TMCLKL	HY/2012/08	2015-03-31	ASR10	Sunny	12:44	1-hour TSP	73	ug/m3
TMCLKL	HY/2012/08	2015-03-31	ASR10	Sunny	13:46	1-hour TSP	65	ug/m3
TMCLKL	HY/2012/08	2015-03-31	ASR10	Sunny	14:48	1-hour TSP	65	ug/m3
TMCLKL	HY/2012/08	2015-03-31	ASR6	Sunny	12:55	1-hour TSP	109	ug/m3
TMCLKL	HY/2012/08	2015-03-31	ASR6	Sunny	13:57	1-hour TSP	81	ug/m3
TMCLKL	HY/2012/08	2015-03-31	ASR6	Sunny	14:59	1-hour TSP	83	ug/m3
TMCLKL	HY/2012/08	2015-03-31	ASR5	Sunny	13:06	1-hour TSP	203	ug/m3
TMCLKL	HY/2012/08	2015-03-31	ASR5	Sunny	14:08	1-hour TSP	107	ug/m3
TMCLKL	HY/2012/08	2015-03-31	ASR5	Sunny	15:10	1-hour TSP	96	ug/m3
TMCLKL	HY/2012/08	2015-03-31	ASR1	Sunny	13:18	1-hour TSP	73	ug/m3
TMCLKL	HY/2012/08	2015-03-31	ASR1	Sunny	14:20	1-hour TSP	85	ug/m3
TMCLKL	HY/2012/08	2015-03-31	ASR1	Sunny	15:22	1-hour TSP	87	ug/m3
TMCLKL	HY/2012/08	2015-03-31	AQMS1	Sunny	13:29	1-hour TSP	107	ug/m3
TMCLKL	HY/2012/08	2015-03-31	AQMS1	Sunny	14:31	1-hour TSP	85	ug/m3
TMCLKL	HY/2012/08	2015-03-31	AQMS1	Sunny	15:33	1-hour TSP	167	ug/m3
TMCLKL	HY/2012/08	2015-03-01	AQMS1	Sunny	12:51	24-hour TSP	76	ug/m3
TMCLKL	HY/2012/08	2015-03-01	ASR1	Sunny	12:39	24-hour TSP	76	ug/m3
TMCLKL	HY/2012/08	2015-03-01	ASR5	Sunny	12:28	24-hour TSP	86	ug/m3
TMCLKL	HY/2012/08	2015-03-01	ASR6	Sunny	12:18	24-hour TSP	66	ug/m3
TMCLKL	HY/2012/08	2015-03-01	ASR10	Sunny	12:06	24-hour TSP	55	ug/m3
TMCLKL	HY/2012/08	2015-03-04	AQMS1	Cloudy	16:55	24-hour TSP	84	ug/m3
TMCLKL	HY/2012/08	2015-03-04	ASR1	Cloudy	16:43	24-hour TSP	65	ug/m3
TMCLKL	HY/2012/08	2015-03-04	ASR5	Cloudy	16:31	24-hour TSP	87	ug/m3
TMCLKL	HY/2012/08	2015-03-04	ASR6	Cloudy	16:21	24-hour TSP	59	ug/m3
TMCLKL	HY/2012/08	2015-03-04	ASR10	Cloudy	16:09	24-hour TSP	47	ug/m3
TMCLKL	HY/2012/08	2015-03-07	ASR10	Cloudy	12:23	24-hour TSP	59	ug/m3
TMCLKL	HY/2012/08	2015-03-07	ASR6	Cloudy	12:34	24-hour TSP	71	ug/m3
TMCLKL	HY/2012/08	2015-03-07	ASR5	Cloudy	12:46	24-hour TSP	86	ug/m3
TMCLKL	HY/2012/08	2015-03-07	ASR1	Cloudy	12:59	24-hour TSP	69	ug/m3
TMCLKL	HY/2012/08	2015-03-07	AQMS1	Cloudy	13:11	24-hour TSP	66	ug/m3

Project	Works	Date	Station	Weather	Start time	Parameters	Results	units
TMCLKL	HY/2012/08	2015-03-10	AQMS1	Cloudy	17:01	24-hour TSP	133	ug/m3
TMCLKL	HY/2012/08	2015-03-10	ASR1	Cloudy	16:50	24-hour TSP	123	ug/m3
TMCLKL	HY/2012/08	2015-03-10	ASR5	Cloudy	16:38	24-hour TSP	137	ug/m3
TMCLKL	HY/2012/08	2015-03-10	ASR6	Cloudy	16:28	24-hour TSP	98	ug/m3
TMCLKL	HY/2012/08	2015-03-10	ASR10	Cloudy	16:16	24-hour TSP	71	ug/m3
TMCLKL	HY/2012/08	2015-03-13	AQMS1	Cloudy	12:26	24-hour TSP	109	ug/m3
TMCLKL	HY/2012/08	2015-03-13	ASR1	Cloudy	12:14	24-hour TSP	88	ug/m3
TMCLKL	HY/2012/08	2015-03-13	ASR5	Cloudy	12:02	24-hour TSP	102	ug/m3
TMCLKL	HY/2012/08	2015-03-13	ASR6	Cloudy	11:50	24-hour TSP	87	ug/m3
TMCLKL	HY/2012/08	2015-03-13	ASR10	Cloudy	11:39	24-hour TSP	66	ug/m3
TMCLKL	HY/2012/08	2015-03-16	AQMS1	Cloudy	16:58	24-hour TSP	96	ug/m3
TMCLKL	HY/2012/08	2015-03-16	ASR1	Cloudy	16:46	24-hour TSP	84	ug/m3
TMCLKL	HY/2012/08	2015-03-16	ASR5	Cloudy	16:34	24-hour TSP	119	ug/m3
TMCLKL	HY/2012/08	2015-03-16	ASR6	Cloudy	16:23	24-hour TSP	66	ug/m3
TMCLKL	HY/2012/08	2015-03-16	ASR10	Cloudy	16:13	24-hour TSP	54	ug/m3
TMCLKL	HY/2012/08	2015-03-19	AQMS1	Sunny	16:56	24-hour TSP	86	ug/m3
TMCLKL	HY/2012/08	2015-03-19	ASR1	Sunny	16:45	24-hour TSP	55	ug/m3
TMCLKL	HY/2012/08	2015-03-19	ASR5	Sunny	16:33	24-hour TSP	108	ug/m3
TMCLKL	HY/2012/08	2015-03-19	ASR6	Sunny	16:21	24-hour TSP	59	ug/m3
TMCLKL	HY/2012/08	2015-03-19	ASR10	Sunny	16:10	24-hour TSP	56	ug/m3
TMCLKL	HY/2012/08	2015-03-22	AQMS1	Sunny	11:58	24-hour TSP	96	ug/m3
TMCLKL	HY/2012/08	2015-03-22	ASR1	Sunny	11:46	24-hour TSP	91	ug/m3
TMCLKL	HY/2012/08	2015-03-22	ASR5	Sunny	11:35	24-hour TSP	86	ug/m3
TMCLKL	HY/2012/08	2015-03-22	ASR6	Sunny	11:24	24-hour TSP	90	ug/m3
TMCLKL	HY/2012/08	2015-03-22	ASR10	Sunny	11:13	24-hour TSP	62	ug/m3
TMCLKL	HY/2012/08	2015-03-25	ASR10	Cloudy	16:12	24-hour TSP	69	ug/m3
TMCLKL	HY/2012/08	2015-03-25	ASR6	Cloudy	16:22	24-hour TSP	103	ug/m3
TMCLKL	HY/2012/08	2015-03-25	ASR5	Cloudy	16:33	24-hour TSP	120	ug/m3
TMCLKL	HY/2012/08	2015-03-25	ASR1	Cloudy	16:44	24-hour TSP	95	ug/m3
TMCLKL	HY/2012/08	2015-03-25	AQMS1	Cloudy	16:55	24-hour TSP	109	ug/m3

Project	Works	Date	Station	Weather	Start time	Parameters	Results	units
TMCLKL	HY/2012/08	2015-03-28	ASR10	Cloudy	11:06	24-hour TSP	61	ug/m3
TMCLKL	HY/2012/08	2015-03-28	ASR6	Cloudy	11:16	24-hour TSP	82	ug/m3
TMCLKL	HY/2012/08	2015-03-28	ASR5	Cloudy	11:27	24-hour TSP	120	ug/m3
TMCLKL	HY/2012/08	2015-03-28	ASR1	Cloudy	11:37	24-hour TSP	95	ug/m3
TMCLKL	HY/2012/08	2015-03-28	AQMS1	Cloudy	11:49	24-hour TSP	104	ug/m3
TMCLKL	HY/2012/08	2015-03-31	ASR10	Sunny	15:50	24-hour TSP	46	ug/m3
TMCLKL	HY/2012/08	2015-03-31	ASR6	Sunny	16:01	24-hour TSP	61	ug/m3
TMCLKL	HY/2012/08	2015-03-31	ASR5	Sunny	16:12	24-hour TSP	84	ug/m3
TMCLKL	HY/2012/08	2015-03-31	ASR1	Sunny	16:24	24-hour TSP	80	ug/m3
TMCLKL	HY/2012/08	2015-03-31	AQMS1	Sunny	16:35	24-hour TSP	68	ug/m3