

Figure G.1 Impact Monitoring – 1-hour Total Suspended Particulates ($\mu\text{g}/\text{m}^3$) at AQMS1 between 1 March 2015 and 30 June 2015 during impact monitoring period. The weather conditions during the monitoring period varied from sunny to cloudy. Major land-based construction activities included: TBM Platform Construction at Works Area - Portion N-A (1/3/2015 – 31/3/2015), Diaphragm Wall Construction for Ventilation Shaft at Works Area - Portion N-C (1/3/2015 – 30/4/2015), Excavation for Ventilation Shaft at Works Area - Portion N-C (1/5/2015 – 30/6/2015) and Setting up of Slurry Treatment Plant (1/3/2015 – 30/6/2015). Ref: 0212330_Impact AQM graphs_June 2015_REV a.xlsx



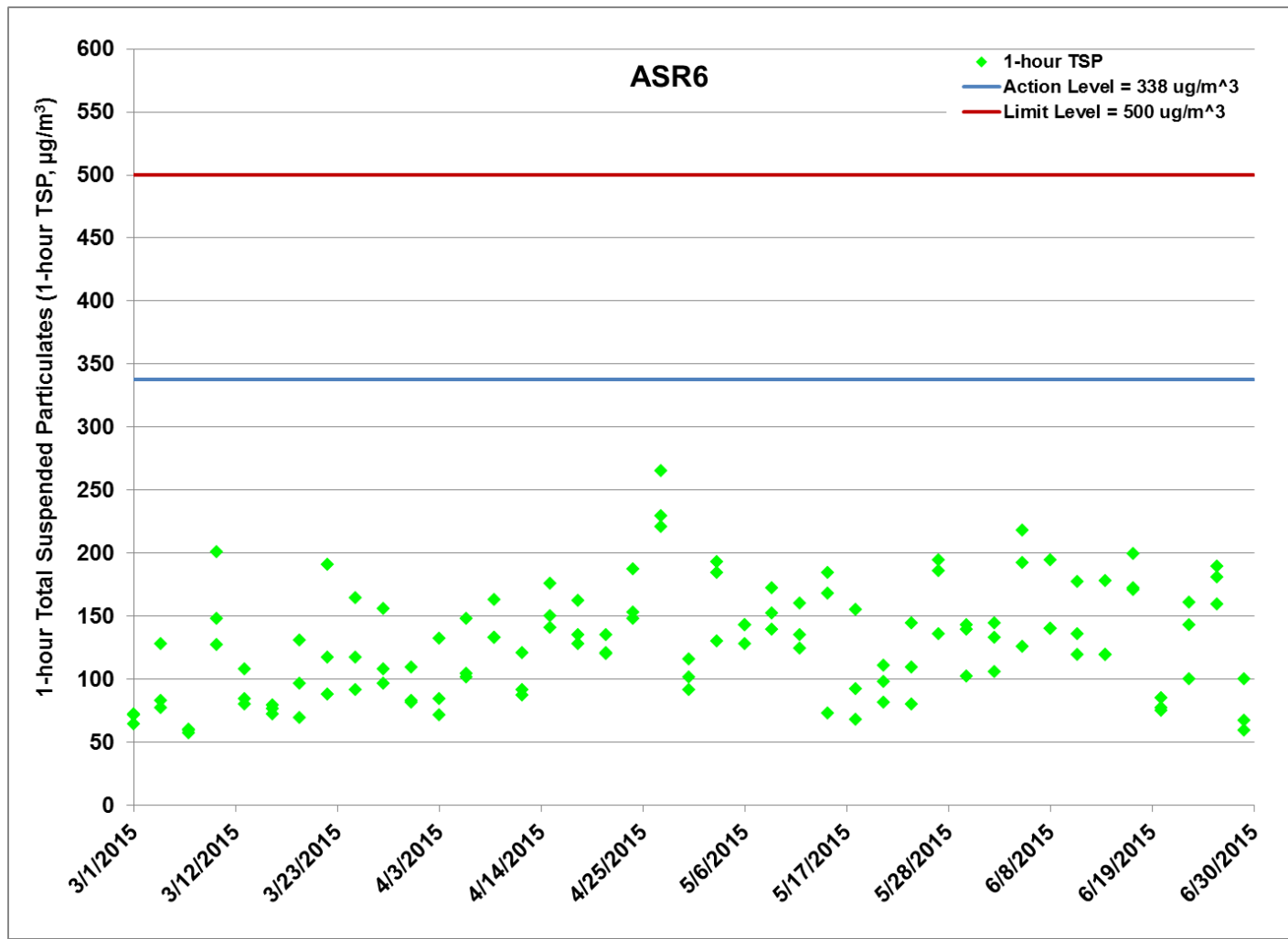


Figure G.2 Impact Monitoring - 1-hour Total Suspended Particulates ($\mu\text{g}/\text{m}^3$) at ASR6 between 1 March 2015 and 30 June 2015 during impact monitoring period. The weather conditions during the monitoring period varied from sunny to cloudy. Major land-based construction activities included: TBM Platform Construction at Works Area - Portion N-A (1/3/2015 - 31/3/2015), Diaphragm Wall Construction for Ventilation Shaft at Works Area - Portion N-C (1/3/2015 - 30/4/2015), Excavation for Ventilation Shaft at Works Area - Portion N-C (1/5/2015 - 30/6/2015) and Setting up of Slurry Treatment Plant (1/3/2015 - 30/6/2015). Ref: 0212330_Impact AQM graphs_June 2015_REV a.xlsx



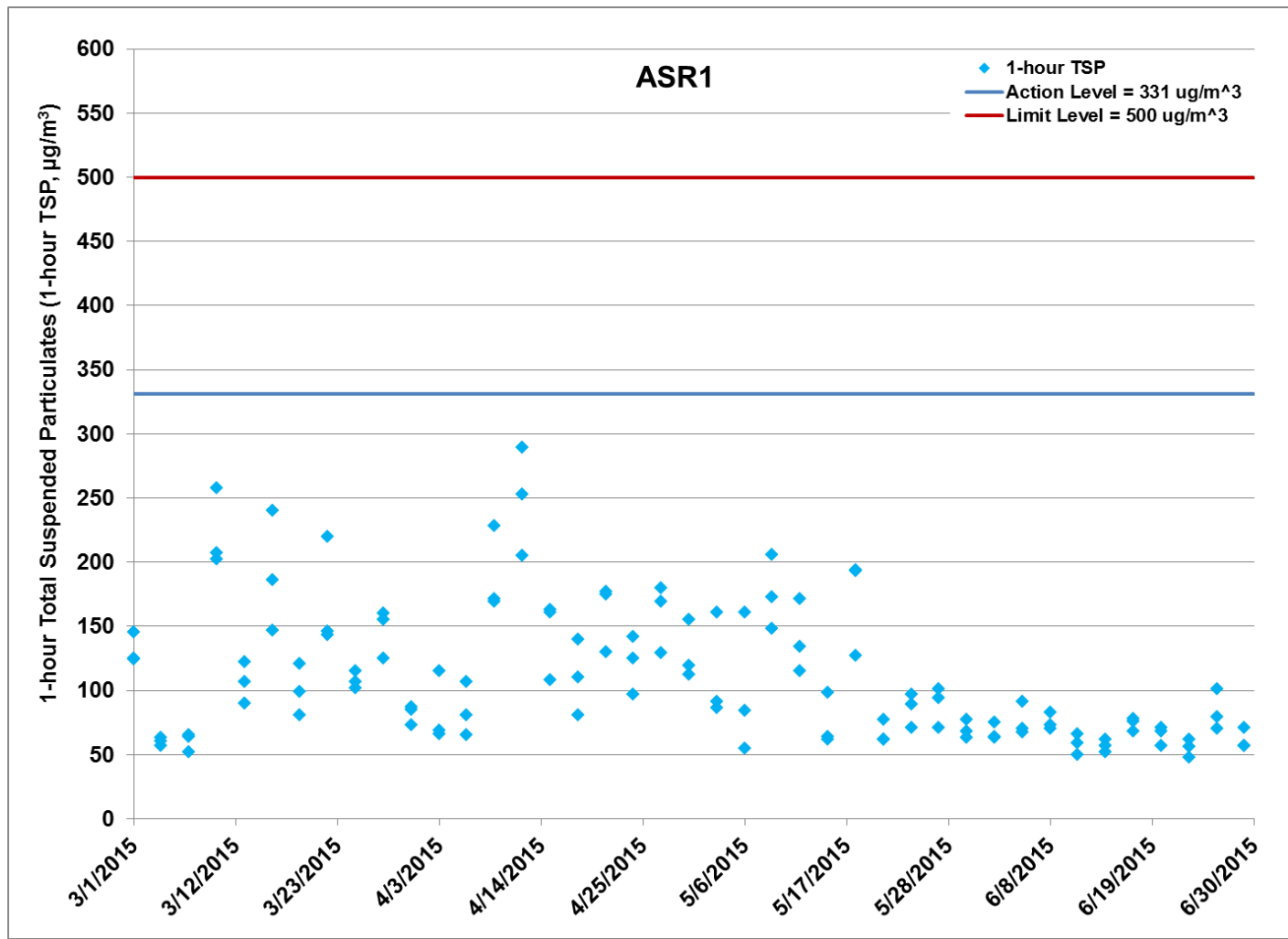


Figure G.3 Impact Monitoring - 1-hour Total Suspended Particulates ($\mu\text{g}/\text{m}^3$) at ASR1 between 1 March 2015 and 30 June 2015 during impact monitoring period. The weather conditions during the monitoring period varied from sunny to cloudy. Major land-based construction activities included: TBM Platform Construction at Works Area - Portion N-A (1/3/2015 - 31/3/2015), Diaphragm Wall Construction for Ventilation Shaft at Works Area - Portion N-C (1/3/2015 - 30/4/2015), Excavation for Ventilation Shaft at Works Area - Portion N-C (1/5/2015 - 30/6/2015) and Setting up of Slurry Treatment Plant (1/3/2015 - 30/6/2015). Ref: 0212330_Impact AQM graphs_June 2015_REV a.xlsx



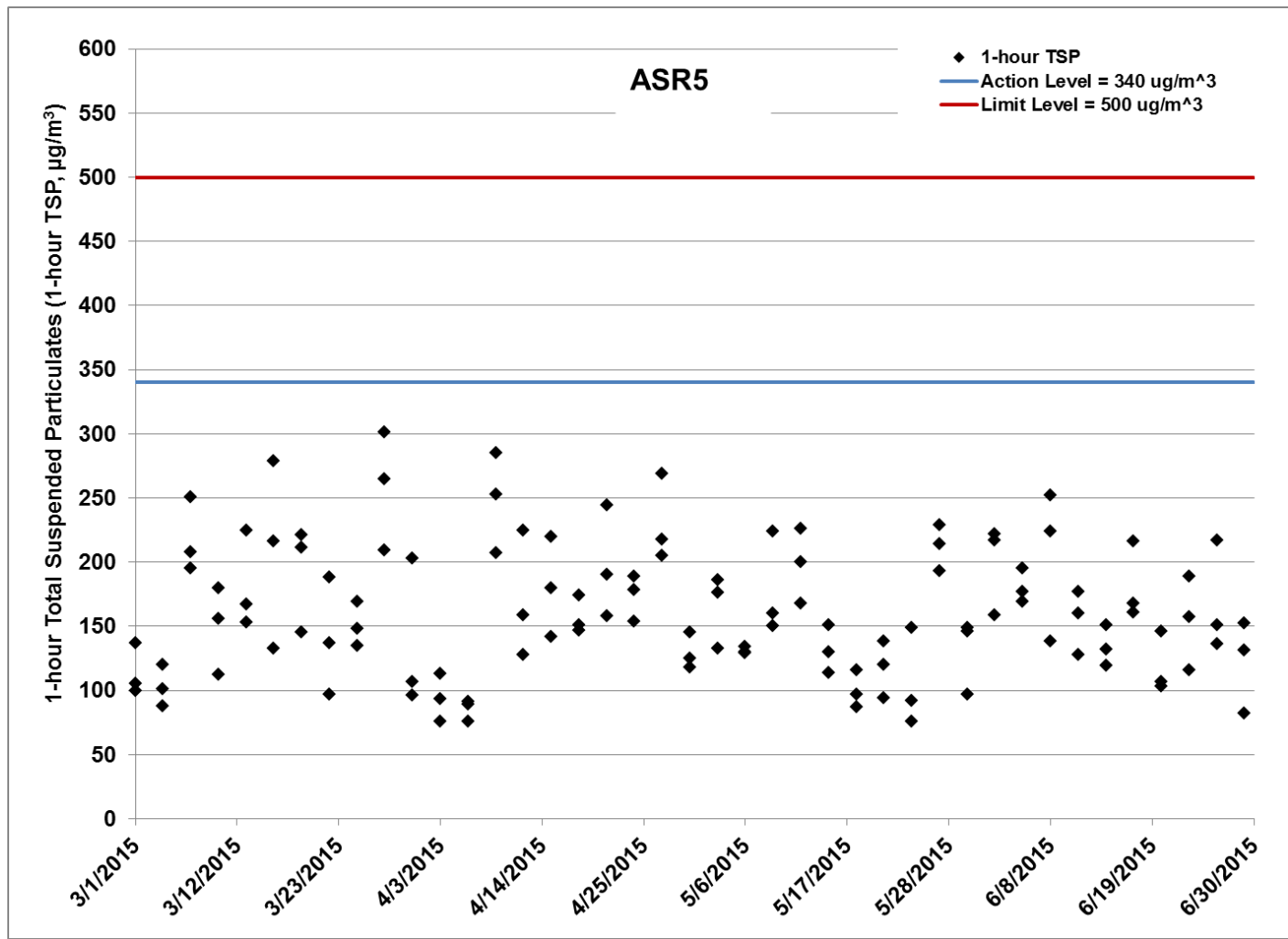


Figure G.4 Impact Monitoring - 1-hour Total Suspended Particulates ($\mu\text{g}/\text{m}^3$) at ASR5 between 1 March 2015 and 30 June 2015 during impact monitoring period. The weather conditions during the monitoring period varied from sunny to cloudy. Major land-based construction activities included: TBM Platform Construction at Works Area - Portion N-A (1/3/2015 - 31/3/2015), Diaphragm Wall Construction for Ventilation Shaft at Works Area - Portion N-C (1/3/2015 - 30/4/2015), Excavation for Ventilation Shaft at Works Area - Portion N-C (1/5/2015 - 30/6/2015) and Setting up of Slurry Treatment Plant (1/3/2015 - 30/6/2015). Ref: 0212330_Impact AQM graphs_June 2015_REV a.xlsx



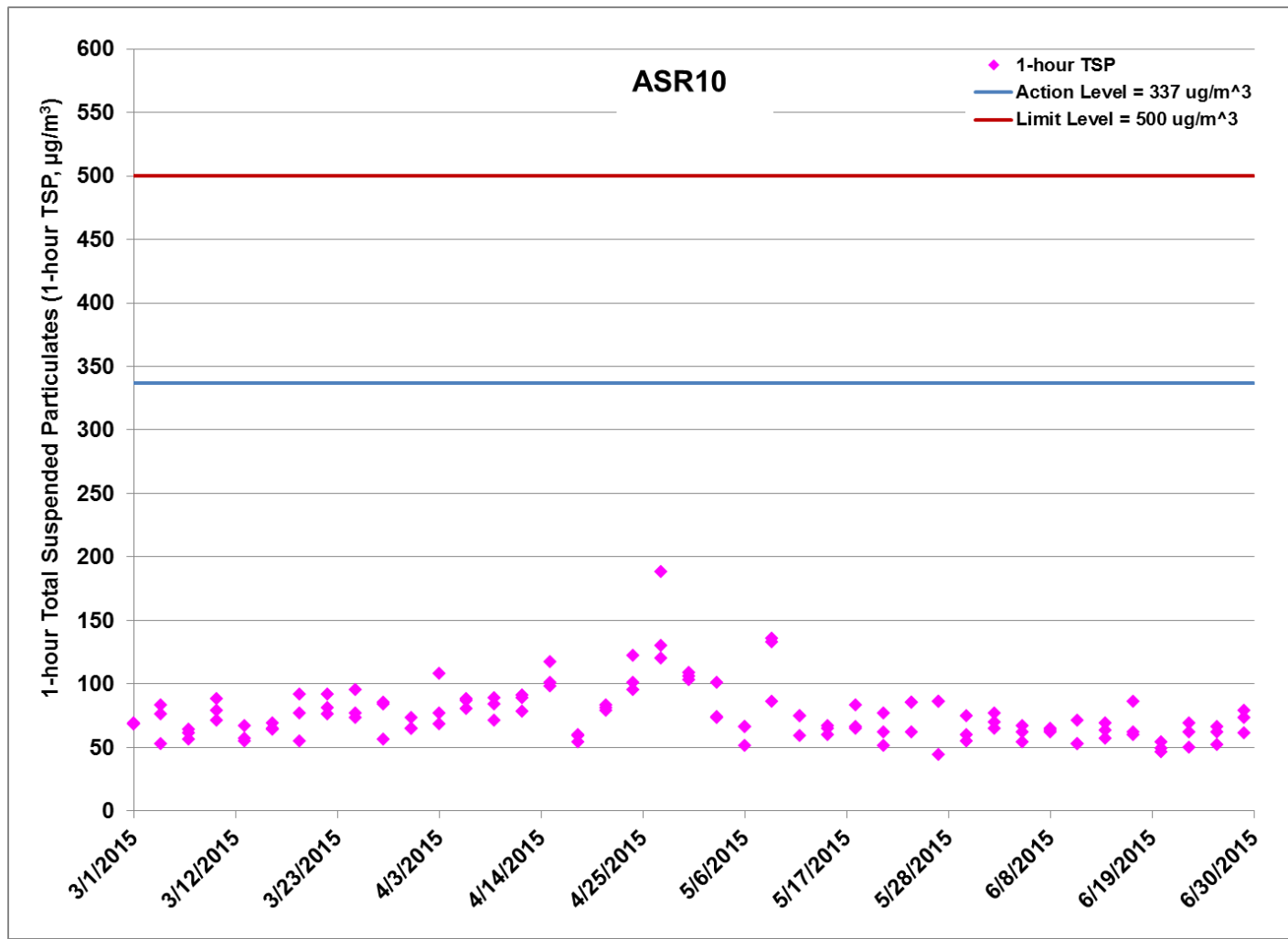


Figure G.5 Impact Monitoring - 1-hour Total Suspended Particulates ($\mu\text{g}/\text{m}^3$) at ASR10 between 1 March 2015 and 30 June 2015 during impact monitoring period. The weather conditions during the monitoring period varied from sunny to cloudy. Major land-based construction activities included: TBM Platform Construction at Works Area - Portion N-A (1/3/2015 - 31/3/2015), Diaphragm Wall Construction for Ventilation Shaft at Works Area - Portion N-C (1/3/2015 - 30/4/2015), Excavation for Ventilation Shaft at Works Area - Portion N-C (1/5/2015 - 30/6/2015) and Setting up of Slurry Treatment Plant (1/3/2015 - 30/6/2015). Ref: 0212330_Impact AQM graphs_June 2015_REV a.xlsx



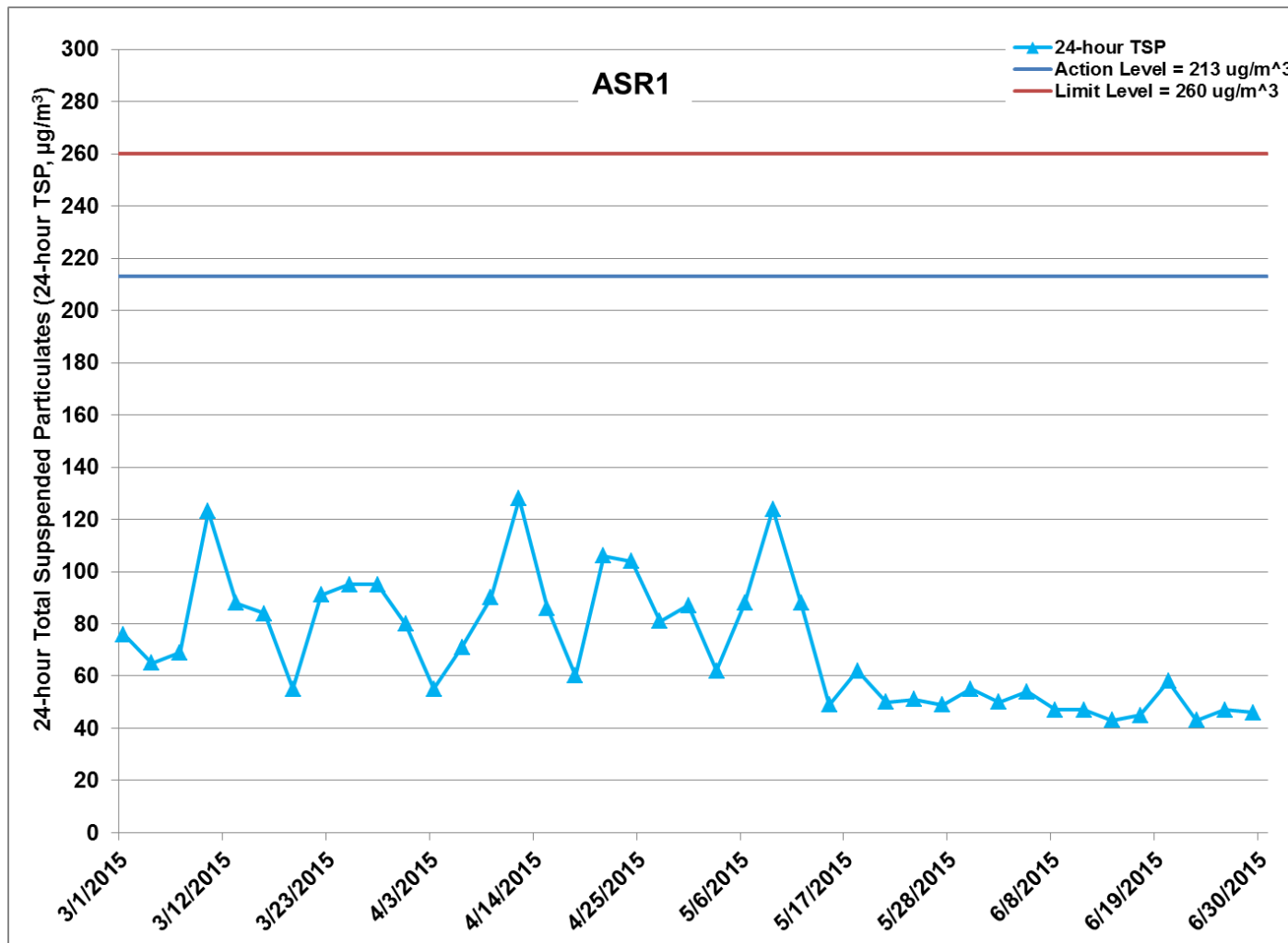


Figure G.6 Impact Monitoring - 24-hour Total Suspended Particulates ($\mu\text{g}/\text{m}^3$) at ASR1 between 1 March 2015 and 30 June 2015 during impact monitoring period. The weather conditions during the monitoring period varied from sunny to cloudy. Major land-based construction activities included: TBM Platform Construction at Works Area - Portion N-A (1/3/2015 - 31/3/2015), Diaphragm Wall Construction for Ventilation Shaft at Works Area - Portion N-C (1/3/2015 - 30/4/2015), Excavation for Ventilation Shaft at Works Area - Portion N-C (1/5/2015 - 30/6/2015) and Setting up of Slurry Treatment Plant (1/3/2015 - 30/6/2015). Ref: 0212330_Impact AQM graphs_June 2015_REV a.xlsx



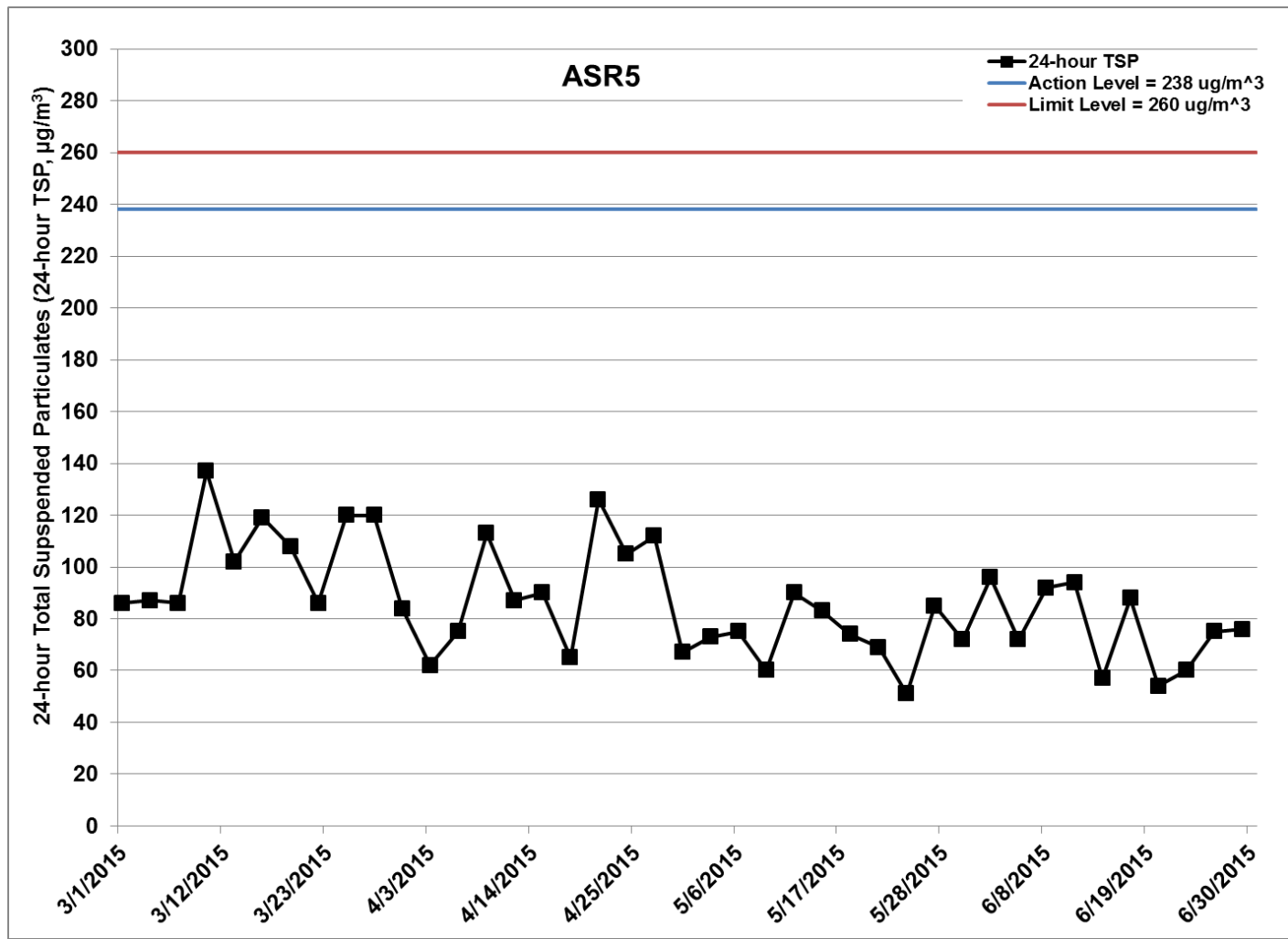


Figure G.7 Impact Monitoring - 24-hour Total Suspended Particulates ($\mu\text{g}/\text{m}^3$) at ASR5 between 1 March 2015 and 30 June 2015 during impact monitoring period. The weather conditions during the monitoring period varied from sunny to cloudy. Major land-based construction activities included: TBM Platform Construction at Works Area - Portion N-A (1/3/2015 - 31/3/2015), Diaphragm Wall Construction for Ventilation Shaft at Works Area - Portion N-C (1/3/2015 - 30/4/2015), Excavation for Ventilation Shaft at Works Area - Portion N-C (1/5/2015 - 30/6/2015) and Setting up of Slurry Treatment Plant (1/3/2015 - 30/6/2015). Ref: 0212330_Impact AQM graphs_June 2015_REV a.xlsx



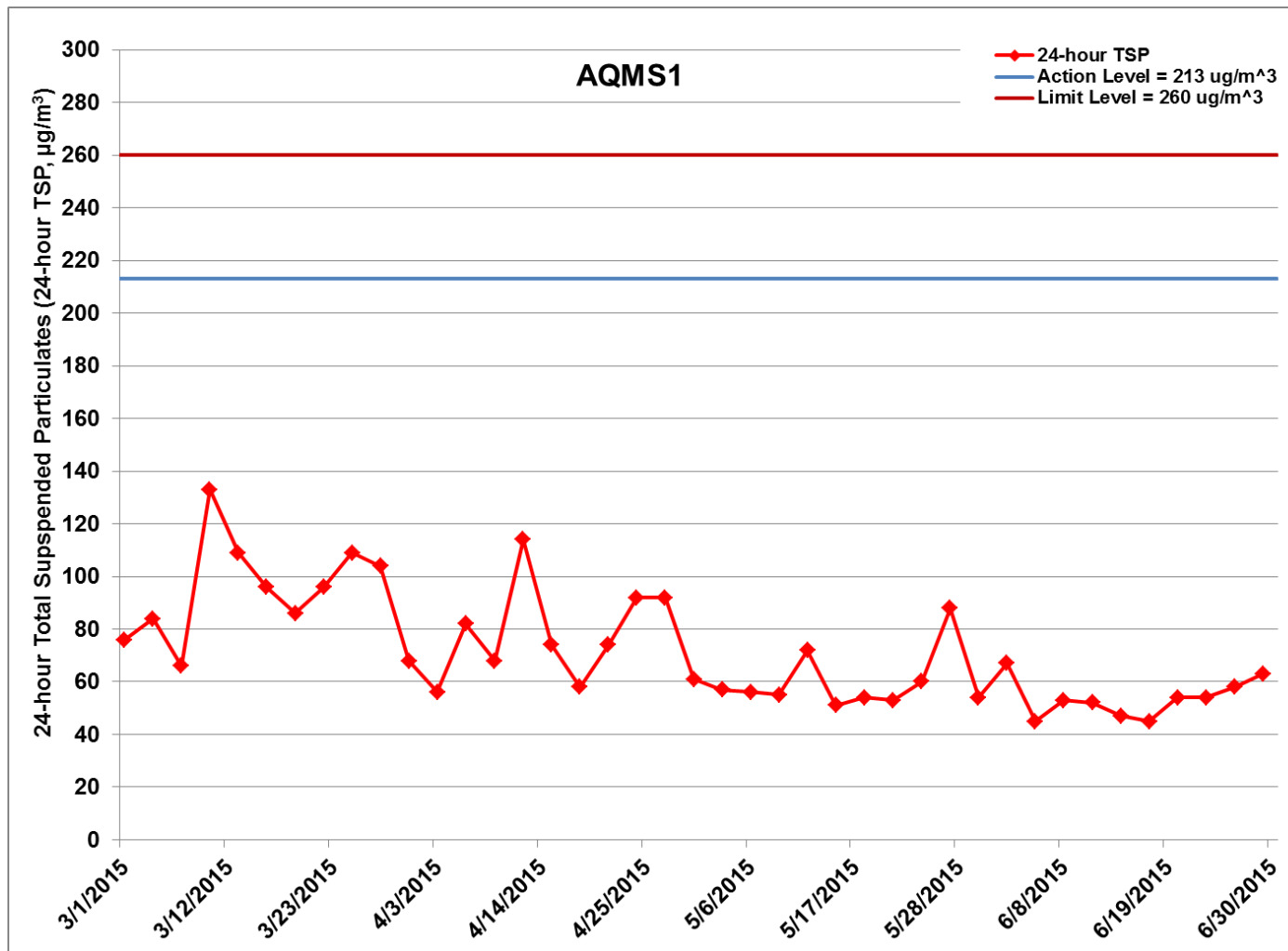


Figure G.8 Impact Monitoring - 24-hour Total Suspended Particulates ($\mu\text{g}/\text{m}^3$) at AQMS1 between 1 March 2015 and 30 June 2015 during impact monitoring period. The weather conditions during the monitoring period varied from sunny to cloudy. Major land-based construction activities included: TBM Platform Construction at Works Area - Portion N-A (1/3/2015 - 31/3/2015), Diaphragm Wall Construction for Ventilation Shaft at Works Area - Portion N-C (1/3/2015 - 30/4/2015), Excavation for Ventilation Shaft at Works Area - Portion N-C (1/5/2015 - 30/6/2015) and Setting up of Slurry Treatment Plant (1/3/2015 - 30/6/2015). Ref: 0212330_Impact AQM graphs_June 2015_REV a.xlsx



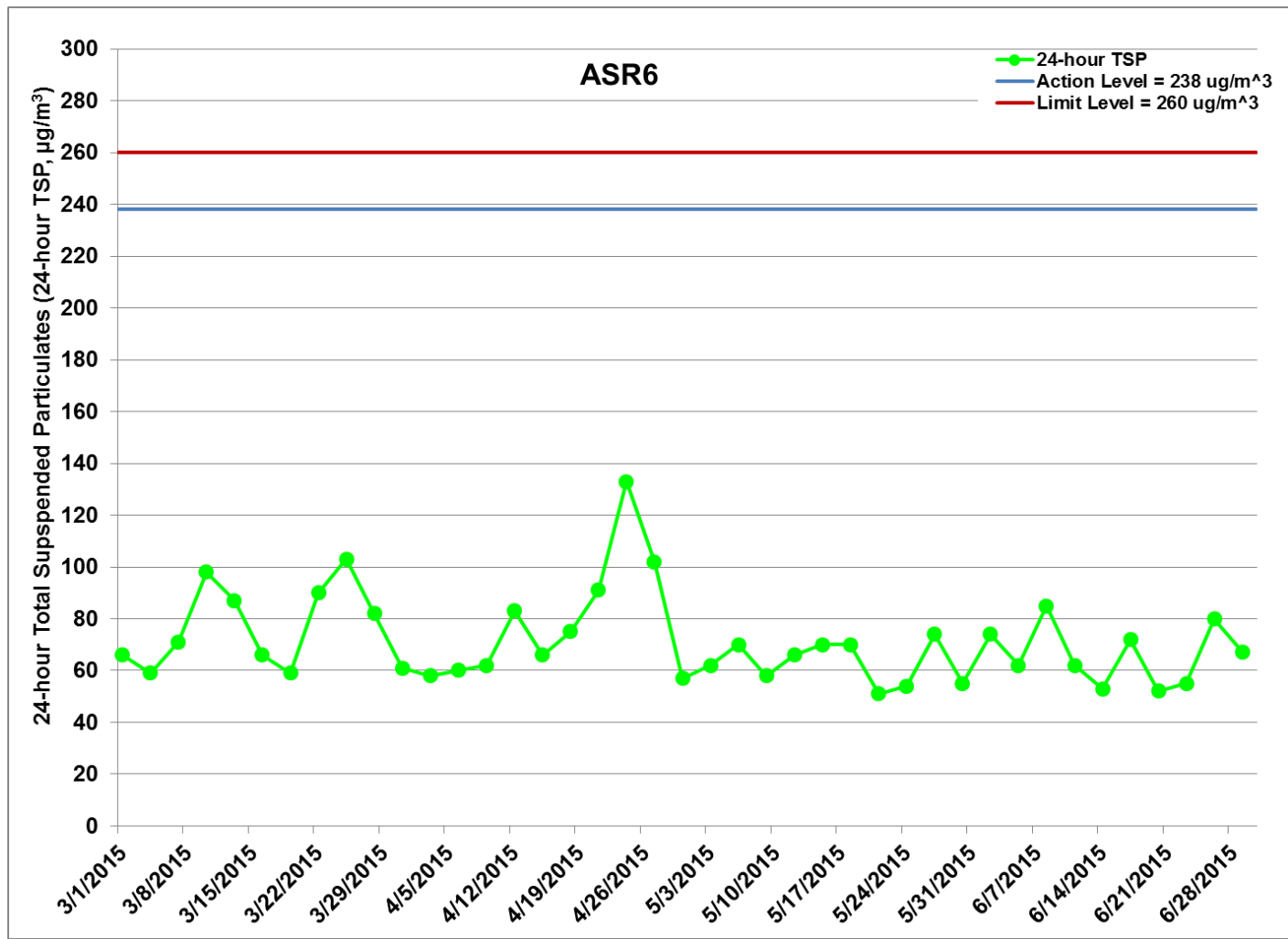


Figure G.9 Impact Monitoring - 24-hour Total Suspended Particulates ($\mu\text{g}/\text{m}^3$) at ASR6 between 1 March 2015 and 30 June 2015 during impact monitoring period. The weather conditions during the monitoring period varied from sunny to cloudy. Major land-based construction activities included: TBM Platform Construction at Works Area - Portion N-A (1/3/2015 - 31/3/2015), Diaphragm Wall Construction for Ventilation Shaft at Works Area - Portion N-C (1/3/2015 - 30/4/2015), Excavation for Ventilation Shaft at Works Area - Portion N-C (1/5/2015 - 30/6/2015) and Setting up of Slurry Treatment Plant (1/3/2015 - 30/6/2015). Ref: 0212330_Impact AQM graphs_June 2015_REV a.xlsx



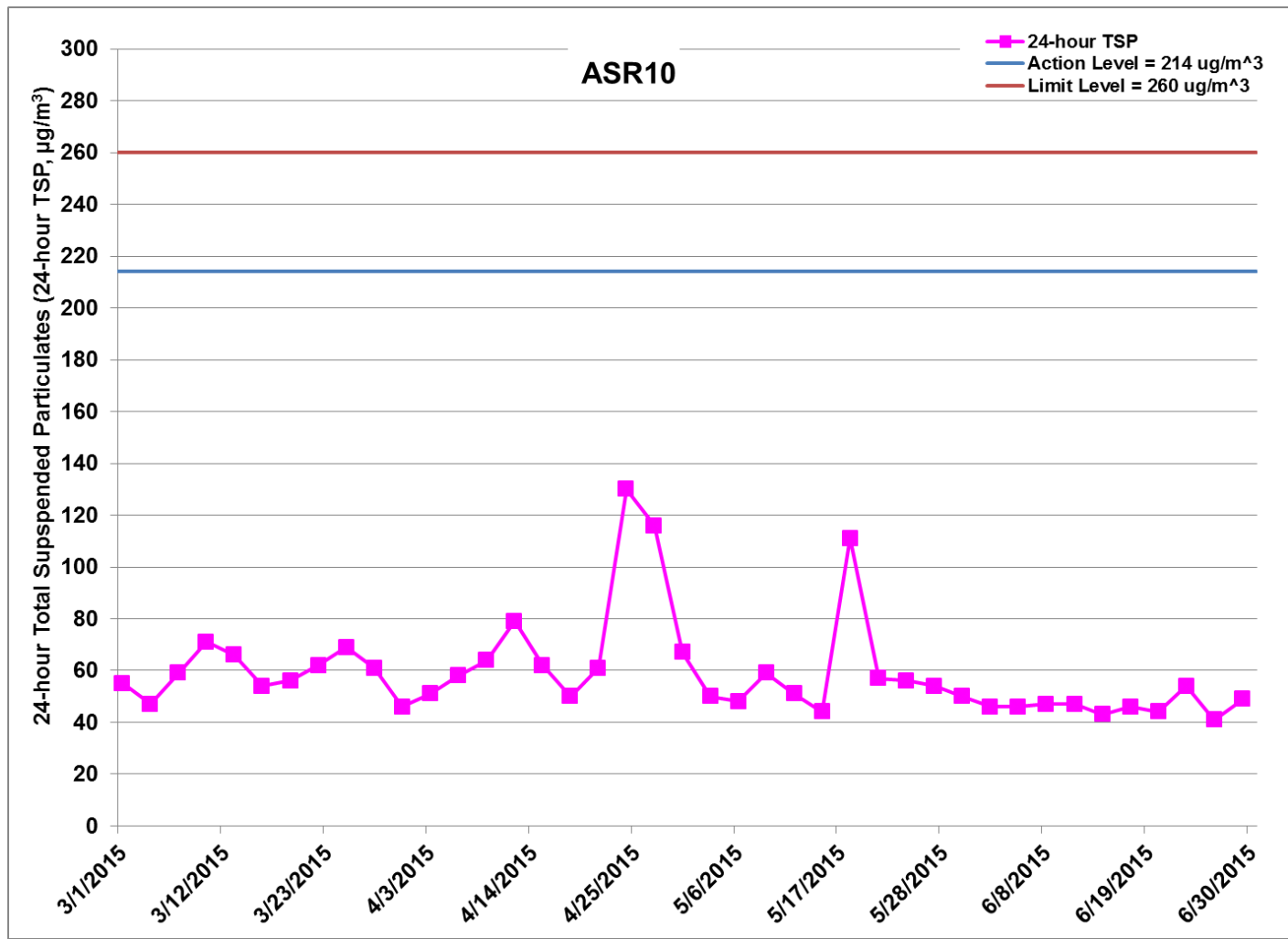


Figure G.10 Impact Monitoring - 24-hour Total Suspended Particulates ($\mu\text{g}/\text{m}^3$) at ASR10 between 1 March 2015 and 30 June 2015 during impact monitoring period. The weather conditions during the monitoring period varied from sunny to cloudy. Major land-based construction activities included: TBM Platform Construction at Works Area - Portion N-A (1/3/2015 - 31/3/2015), Diaphragm Wall Construction for Ventilation Shaft at Works Area - Portion N-C (1/3/2015 - 30/4/2015), Excavation for Ventilation Shaft at Works Area - Portion N-C (1/5/2015 - 30/6/2015) and Setting up of Slurry Treatment Plant (1/3/2015 - 30/6/2015). Ref: 0212330_Impact AQM graphs_June 2015_REV a.xlsx



Project	Works	Date	Station	Weather	Start time	Parameters	Results	units
TMCLKL	HY/2012/08	2015-06-02	AQMS1	Cloudy	14:33	1-hour TSP	93	ug/m3
TMCLKL	HY/2012/08	2015-06-02	AQMS1	Cloudy	15:35	1-hour TSP	102	ug/m3
TMCLKL	HY/2012/08	2015-06-02	AQMS1	Cloudy	16:37	1-hour TSP	91	ug/m3
TMCLKL	HY/2012/08	2015-06-02	ASR1	Cloudy	14:21	1-hour TSP	64	ug/m3
TMCLKL	HY/2012/08	2015-06-02	ASR1	Cloudy	15:23	1-hour TSP	63	ug/m3
TMCLKL	HY/2012/08	2015-06-02	ASR1	Cloudy	16:25	1-hour TSP	75	ug/m3
TMCLKL	HY/2012/08	2015-06-02	ASR6	Cloudy	13:58	1-hour TSP	106	ug/m3
TMCLKL	HY/2012/08	2015-06-02	ASR6	Cloudy	15:00	1-hour TSP	144	ug/m3
TMCLKL	HY/2012/08	2015-06-02	ASR6	Cloudy	16:02	1-hour TSP	133	ug/m3
TMCLKL	HY/2012/08	2015-06-02	ASR10	Cloudy	13:47	1-hour TSP	65	ug/m3
TMCLKL	HY/2012/08	2015-06-02	ASR10	Cloudy	14:49	1-hour TSP	70	ug/m3
TMCLKL	HY/2012/08	2015-06-02	ASR10	Cloudy	13:51	1-hour TSP	77	ug/m3
TMCLKL	HY/2012/08	2015-06-02	ASR5	Cloudy	14:10	1-hour TSP	159	ug/m3
TMCLKL	HY/2012/08	2015-06-02	ASR5	Cloudy	15:12	1-hour TSP	222	ug/m3
TMCLKL	HY/2012/08	2015-06-02	ASR5	Cloudy	16:14	1-hour TSP	217	ug/m3
TMCLKL	HY/2012/08	2015-06-05	AQMS1	Sunny	08:57	1-hour TSP	75	ug/m3
TMCLKL	HY/2012/08	2015-06-05	AQMS1	Sunny	09:59	1-hour TSP	78	ug/m3
TMCLKL	HY/2012/08	2015-06-05	AQMS1	Sunny	11:01	1-hour TSP	86	ug/m3
TMCLKL	HY/2012/08	2015-06-05	ASR10	Sunny	08:13	1-hour TSP	62	ug/m3
TMCLKL	HY/2012/08	2015-06-05	ASR10	Sunny	09:15	1-hour TSP	54	ug/m3
TMCLKL	HY/2012/08	2015-06-05	ASR10	Sunny	10:17	1-hour TSP	67	ug/m3
TMCLKL	HY/2012/08	2015-06-05	ASR6	Sunny	08:24	1-hour TSP	192	ug/m3
TMCLKL	HY/2012/08	2015-06-05	ASR6	Sunny	09:26	1-hour TSP	126	ug/m3
TMCLKL	HY/2012/08	2015-06-05	ASR6	Sunny	10:28	1-hour TSP	218	ug/m3
TMCLKL	HY/2012/08	2015-06-05	ASR5	Sunny	08:35	1-hour TSP	169	ug/m3
TMCLKL	HY/2012/08	2015-06-05	ASR5	Sunny	09:37	1-hour TSP	177	ug/m3
TMCLKL	HY/2012/08	2015-06-05	ASR5	Sunny	10:39	1-hour TSP	195	ug/m3
TMCLKL	HY/2012/08	2015-06-05	ASR1	Sunny	08:45	1-hour TSP	67	ug/m3
TMCLKL	HY/2012/08	2015-06-05	ASR1	Sunny	09:47	1-hour TSP	91	ug/m3
TMCLKL	HY/2012/08	2015-06-05	ASR1	Sunny	10:49	1-hour TSP	70	ug/m3

Project	Works	Date	Station	Weather	Start time	Parameters	Results	units
TMCLKL	HY/2012/08	2015-06-08	ASR10	Sunny	14:00	1-hour TSP	62	ug/m3
TMCLKL	HY/2012/08	2015-06-08	ASR10	Sunny	15:02	1-hour TSP	63	ug/m3
TMCLKL	HY/2012/08	2015-06-08	ASR10	Sunny	16:04	1-hour TSP	65	ug/m3
TMCLKL	HY/2012/08	2015-06-08	ASR6	Sunny	14:10	1-hour TSP	140	ug/m3
TMCLKL	HY/2012/08	2015-06-08	ASR6	Sunny	15:12	1-hour TSP	140	ug/m3
TMCLKL	HY/2012/08	2015-06-08	ASR6	Sunny	16:14	1-hour TSP	194	ug/m3
TMCLKL	HY/2012/08	2015-06-08	ASR5	Sunny	14:22	1-hour TSP	252	ug/m3
TMCLKL	HY/2012/08	2015-06-08	ASR5	Sunny	15:24	1-hour TSP	224	ug/m3
TMCLKL	HY/2012/08	2015-06-08	ASR5	Sunny	16:26	1-hour TSP	138	ug/m3
TMCLKL	HY/2012/08	2015-06-08	ASR1	Sunny	14:34	1-hour TSP	83	ug/m3
TMCLKL	HY/2012/08	2015-06-08	ASR1	Sunny	15:36	1-hour TSP	70	ug/m3
TMCLKL	HY/2012/08	2015-06-08	ASR1	Sunny	16:38	1-hour TSP	73	ug/m3
TMCLKL	HY/2012/08	2015-06-08	AQMS1	Sunny	14:47	1-hour TSP	85	ug/m3
TMCLKL	HY/2012/08	2015-06-08	AQMS1	Sunny	15:49	1-hour TSP	62	ug/m3
TMCLKL	HY/2012/08	2015-06-08	AQMS1	Sunny	16:51	1-hour TSP	80	ug/m3
TMCLKL	HY/2012/08	2015-06-11	AQMS1	Sunny	14:53	1-hour TSP	71	ug/m3
TMCLKL	HY/2012/08	2015-06-11	AQMS1	Sunny	15:55	1-hour TSP	77	ug/m3
TMCLKL	HY/2012/08	2015-06-11	AQMS1	Sunny	16:57	1-hour TSP	91	ug/m3
TMCLKL	HY/2012/08	2015-06-11	ASR1	Sunny	14:42	1-hour TSP	59	ug/m3
TMCLKL	HY/2012/08	2015-06-11	ASR1	Sunny	15:44	1-hour TSP	50	ug/m3
TMCLKL	HY/2012/08	2015-06-11	ASR1	Sunny	16:46	1-hour TSP	66	ug/m3
TMCLKL	HY/2012/08	2015-06-11	ASR5	Sunny	14:29	1-hour TSP	177	ug/m3
TMCLKL	HY/2012/08	2015-06-11	ASR5	Sunny	15:31	1-hour TSP	128	ug/m3
TMCLKL	HY/2012/08	2015-06-11	ASR5	Sunny	16:33	1-hour TSP	160	ug/m3
TMCLKL	HY/2012/08	2015-06-11	ASR6	Sunny	14:18	1-hour TSP	136	ug/m3
TMCLKL	HY/2012/08	2015-06-11	ASR6	Sunny	15:20	1-hour TSP	177	ug/m3
TMCLKL	HY/2012/08	2015-06-11	ASR6	Sunny	16:22	1-hour TSP	119	ug/m3
TMCLKL	HY/2012/08	2015-06-11	ASR10	Sunny	14:07	1-hour TSP	53	ug/m3
TMCLKL	HY/2012/08	2015-06-11	ASR10	Sunny	15:09	1-hour TSP	53	ug/m3
TMCLKL	HY/2012/08	2015-06-11	ASR10	Sunny	16:11	1-hour TSP	71	ug/m3

Project	Works	Date	Station	Weather	Start time	Parameters	Results	units
TMCLKL	HY/2012/08	2015-06-14	ASR5	Sunny	09:23	1-hour TSP	132	ug/m3
TMCLKL	HY/2012/08	2015-06-14	ASR5	Sunny	10:25	1-hour TSP	119	ug/m3
TMCLKL	HY/2012/08	2015-06-14	ASR5	Sunny	11:27	1-hour TSP	151	ug/m3
TMCLKL	HY/2012/08	2015-06-14	ASR6	Sunny	09:12	1-hour TSP	119	ug/m3
TMCLKL	HY/2012/08	2015-06-14	ASR6	Sunny	10:14	1-hour TSP	119	ug/m3
TMCLKL	HY/2012/08	2015-06-14	ASR6	Sunny	11:16	1-hour TSP	178	ug/m3
TMCLKL	HY/2012/08	2015-06-14	ASR10	Sunny	09:00	1-hour TSP	63	ug/m3
TMCLKL	HY/2012/08	2015-06-14	ASR10	Sunny	10:02	1-hour TSP	57	ug/m3
TMCLKL	HY/2012/08	2015-06-14	ASR10	Sunny	11:04	1-hour TSP	69	ug/m3
TMCLKL	HY/2012/08	2015-06-14	AQMS1	Sunny	09:46	1-hour TSP	52	ug/m3
TMCLKL	HY/2012/08	2015-06-14	AQMS1	Sunny	10:48	1-hour TSP	59	ug/m3
TMCLKL	HY/2012/08	2015-06-14	AQMS1	Sunny	11:50	1-hour TSP	89	ug/m3
TMCLKL	HY/2012/08	2015-06-14	ASR1	Sunny	09:34	1-hour TSP	52	ug/m3
TMCLKL	HY/2012/08	2015-06-14	ASR1	Sunny	10:36	1-hour TSP	57	ug/m3
TMCLKL	HY/2012/08	2015-06-14	ASR1	Sunny	11:38	1-hour TSP	62	ug/m3
TMCLKL	HY/2012/08	2015-06-17	AQMS1	Sunny	14:37	1-hour TSP	91	ug/m3
TMCLKL	HY/2012/08	2015-06-17	AQMS1	Sunny	15:39	1-hour TSP	108	ug/m3
TMCLKL	HY/2012/08	2015-06-17	AQMS1	Sunny	16:41	1-hour TSP	77	ug/m3
TMCLKL	HY/2012/08	2015-06-17	ASR1	Sunny	14:25	1-hour TSP	68	ug/m3
TMCLKL	HY/2012/08	2015-06-17	ASR1	Sunny	15:27	1-hour TSP	78	ug/m3
TMCLKL	HY/2012/08	2015-06-17	ASR1	Sunny	16:29	1-hour TSP	76	ug/m3
TMCLKL	HY/2012/08	2015-06-17	ASR5	Sunny	14:14	1-hour TSP	216	ug/m3
TMCLKL	HY/2012/08	2015-06-17	ASR5	Sunny	15:16	1-hour TSP	168	ug/m3
TMCLKL	HY/2012/08	2015-06-17	ASR5	Sunny	16:18	1-hour TSP	161	ug/m3
TMCLKL	HY/2012/08	2015-06-17	ASR6	Sunny	14:03	1-hour TSP	171	ug/m3
TMCLKL	HY/2012/08	2015-06-17	ASR6	Sunny	15:05	1-hour TSP	172	ug/m3
TMCLKL	HY/2012/08	2015-06-17	ASR6	Sunny	16:07	1-hour TSP	199	ug/m3
TMCLKL	HY/2012/08	2015-06-17	ASR10	Sunny	13:52	1-hour TSP	62	ug/m3
TMCLKL	HY/2012/08	2015-06-17	ASR10	Sunny	14:54	1-hour TSP	60	ug/m3
TMCLKL	HY/2012/08	2015-06-17	ASR10	Sunny	15:56	1-hour TSP	86	ug/m3

Project	Works	Date	Station	Weather	Start time	Parameters	Results	units
TMCLKL	HY/2012/08	2015-06-20	AQMS1	Sunny	14:48	1-hour TSP	81	ug/m3
TMCLKL	HY/2012/08	2015-06-20	AQMS1	Sunny	15:50	1-hour TSP	113	ug/m3
TMCLKL	HY/2012/08	2015-06-20	AQMS1	Sunny	16:52	1-hour TSP	109	ug/m3
TMCLKL	HY/2012/08	2015-06-20	ASR1	Sunny	14:37	1-hour TSP	57	ug/m3
TMCLKL	HY/2012/08	2015-06-20	ASR1	Sunny	15:39	1-hour TSP	68	ug/m3
TMCLKL	HY/2012/08	2015-06-20	ASR1	Sunny	16:41	1-hour TSP	71	ug/m3
TMCLKL	HY/2012/08	2015-06-20	ASR5	Sunny	14:25	1-hour TSP	103	ug/m3
TMCLKL	HY/2012/08	2015-06-20	ASR5	Sunny	15:27	1-hour TSP	146	ug/m3
TMCLKL	HY/2012/08	2015-06-20	ASR5	Sunny	16:29	1-hour TSP	107	ug/m3
TMCLKL	HY/2012/08	2015-06-20	ASR6	Sunny	14:14	1-hour TSP	85	ug/m3
TMCLKL	HY/2012/08	2015-06-20	ASR6	Sunny	15:16	1-hour TSP	75	ug/m3
TMCLKL	HY/2012/08	2015-06-20	ASR6	Sunny	16:18	1-hour TSP	77	ug/m3
TMCLKL	HY/2012/08	2015-06-20	ASR10	Sunny	14:02	1-hour TSP	49	ug/m3
TMCLKL	HY/2012/08	2015-06-20	ASR10	Sunny	15:04	1-hour TSP	46	ug/m3
TMCLKL	HY/2012/08	2015-06-20	ASR10	Sunny	16:06	1-hour TSP	54	ug/m3
TMCLKL	HY/2012/08	2015-06-23	AQMS1	Cloudy	14:22	1-hour TSP	49	ug/m3
TMCLKL	HY/2012/08	2015-06-23	AQMS1	Cloudy	15:24	1-hour TSP	68	ug/m3
TMCLKL	HY/2012/08	2015-06-23	AQMS1	Cloudy	16:26	1-hour TSP	77	ug/m3
TMCLKL	HY/2012/08	2015-06-23	ASR1	Cloudy	14:10	1-hour TSP	48	ug/m3
TMCLKL	HY/2012/08	2015-06-23	ASR1	Cloudy	15:12	1-hour TSP	56	ug/m3
TMCLKL	HY/2012/08	2015-06-23	ASR1	Cloudy	16:14	1-hour TSP	62	ug/m3
TMCLKL	HY/2012/08	2015-06-23	ASR5	Cloudy	13:59	1-hour TSP	116	ug/m3
TMCLKL	HY/2012/08	2015-06-23	ASR5	Cloudy	15:01	1-hour TSP	189	ug/m3
TMCLKL	HY/2012/08	2015-06-23	ASR5	Cloudy	16:03	1-hour TSP	157	ug/m3
TMCLKL	HY/2012/08	2015-06-23	ASR6	Cloudy	13:47	1-hour TSP	100	ug/m3
TMCLKL	HY/2012/08	2015-06-23	ASR6	Cloudy	14:49	1-hour TSP	143	ug/m3
TMCLKL	HY/2012/08	2015-06-23	ASR6	Cloudy	15:51	1-hour TSP	161	ug/m3
TMCLKL	HY/2012/08	2015-06-23	ASR10	Cloudy	13:36	1-hour TSP	50	ug/m3
TMCLKL	HY/2012/08	2015-06-23	ASR10	Cloudy	14:38	1-hour TSP	69	ug/m3
TMCLKL	HY/2012/08	2015-06-23	ASR10	Cloudy	15:40	1-hour TSP	62	ug/m3

Project	Works	Date	Station	Weather	Start time	Parameters	Results	units
TMCLKL	HY/2012/08	2015-06-26	ASR6	Sunny	13:35	1-hour TSP	181	ug/m3
TMCLKL	HY/2012/08	2015-06-26	ASR6	Sunny	14:37	1-hour TSP	159	ug/m3
TMCLKL	HY/2012/08	2015-06-26	ASR6	Sunny	15:39	1-hour TSP	189	ug/m3
TMCLKL	HY/2012/08	2015-06-26	ASR10	Sunny	13:25	1-hour TSP	62	ug/m3
TMCLKL	HY/2012/08	2015-06-26	ASR10	Sunny	14:27	1-hour TSP	52	ug/m3
TMCLKL	HY/2012/08	2015-06-26	ASR10	Sunny	15:29	1-hour TSP	66	ug/m3
TMCLKL	HY/2012/08	2015-06-26	ASR5	Sunny	13:45	1-hour TSP	217	ug/m3
TMCLKL	HY/2012/08	2015-06-26	ASR5	Sunny	14:47	1-hour TSP	136	ug/m3
TMCLKL	HY/2012/08	2015-06-26	ASR5	Sunny	15:49	1-hour TSP	151	ug/m3
TMCLKL	HY/2012/08	2015-06-26	ASR1	Sunny	13:48	1-hour TSP	101	ug/m3
TMCLKL	HY/2012/08	2015-06-26	ASR1	Sunny	14:50	1-hour TSP	79	ug/m3
TMCLKL	HY/2012/08	2015-06-26	ASR1	Sunny	15:52	1-hour TSP	70	ug/m3
TMCLKL	HY/2012/08	2015-06-26	AQMS1	Sunny	14:00	1-hour TSP	69	ug/m3
TMCLKL	HY/2012/08	2015-06-26	AQMS1	Sunny	15:02	1-hour TSP	125	ug/m3
TMCLKL	HY/2012/08	2015-06-26	AQMS1	Sunny	16:04	1-hour TSP	101	ug/m3
TMCLKL	HY/2012/08	2015-06-29	ASR10	Sunny	14:22	1-hour TSP	61	ug/m3
TMCLKL	HY/2012/08	2015-06-29	ASR10	Sunny	15:24	1-hour TSP	73	ug/m3
TMCLKL	HY/2012/08	2015-06-29	ASR10	Sunny	16:26	1-hour TSP	79	ug/m3
TMCLKL	HY/2012/08	2015-06-29	ASR6	Sunny	14:34	1-hour TSP	100	ug/m3
TMCLKL	HY/2012/08	2015-06-29	ASR6	Sunny	15:36	1-hour TSP	59	ug/m3
TMCLKL	HY/2012/08	2015-06-29	ASR6	Sunny	16:38	1-hour TSP	67	ug/m3
TMCLKL	HY/2012/08	2015-06-29	ASR5	Sunny	14:44	1-hour TSP	131	ug/m3
TMCLKL	HY/2012/08	2015-06-29	ASR5	Sunny	15:46	1-hour TSP	152	ug/m3
TMCLKL	HY/2012/08	2015-06-29	ASR5	Sunny	16:48	1-hour TSP	82	ug/m3
TMCLKL	HY/2012/08	2015-06-29	ASR1	Sunny	14:56	1-hour TSP	57	ug/m3
TMCLKL	HY/2012/08	2015-06-29	ASR1	Sunny	15:58	1-hour TSP	71	ug/m3
TMCLKL	HY/2012/08	2015-06-29	ASR1	Sunny	17:00	1-hour TSP	57	ug/m3
TMCLKL	HY/2012/08	2015-06-29	AQMS1	Sunny	15:08	1-hour TSP	91	ug/m3
TMCLKL	HY/2012/08	2015-06-29	AQMS1	Sunny	16:10	1-hour TSP	89	ug/m3
TMCLKL	HY/2012/08	2015-06-29	AQMS1	Sunny	17:12	1-hour TSP	64	ug/m3

Project	Works	Date	Station	Weather	Start time	Parameters	Results	units
TMCLKL	HY/2012/08	2015-06-02	AQMS1	Cloudy	17:39	24-hour TSP	67	ug/m3
TMCLKL	HY/2012/08	2015-06-02	ASR1	Cloudy	17:27	24-hour TSP	50	ug/m3
TMCLKL	HY/2012/08	2015-06-02	ASR6	Cloudy	17:04	24-hour TSP	74	ug/m3
TMCLKL	HY/2012/08	2015-06-02	ASR10	Cloudy	16:53	24-hour TSP	46	ug/m3
TMCLKL	HY/2012/08	2015-06-02	ASR5	Cloudy	17:16	24-hour TSP	96	ug/m3
TMCLKL	HY/2012/08	2015-06-05	AQMS1	Sunny	12:03	24-hour TSP	45	ug/m3
TMCLKL	HY/2012/08	2015-06-05	ASR10	Sunny	11:19	24-hour TSP	46	ug/m3
TMCLKL	HY/2012/08	2015-06-05	ASR6	Sunny	11:30	24-hour TSP	62	ug/m3
TMCLKL	HY/2012/08	2015-06-05	ASR5	Sunny	11:41	24-hour TSP	72	ug/m3
TMCLKL	HY/2012/08	2015-06-05	ASR1	Sunny	11:51	24-hour TSP	54	ug/m3
TMCLKL	HY/2012/08	2015-06-08	ASR10	Sunny	17:06	24-hour TSP	47	ug/m3
TMCLKL	HY/2012/08	2015-06-08	ASR6	Sunny	17:16	24-hour TSP	85	ug/m3
TMCLKL	HY/2012/08	2015-06-08	ASR5	Sunny	17:28	24-hour TSP	92	ug/m3
TMCLKL	HY/2012/08	2015-06-08	ASR1	Sunny	17:40	24-hour TSP	47	ug/m3
TMCLKL	HY/2012/08	2015-06-08	AQMS1	Sunny	17:53	24-hour TSP	53	ug/m3
TMCLKL	HY/2012/08	2015-06-11	AQMS1	Sunny	17:59	24-hour TSP	52	ug/m3
TMCLKL	HY/2012/08	2015-06-11	ASR1	Sunny	17:48	24-hour TSP	47	ug/m3
TMCLKL	HY/2012/08	2015-06-11	ASR5	Sunny	17:35	24-hour TSP	94	ug/m3
TMCLKL	HY/2012/08	2015-06-11	ASR6	Sunny	17:24	24-hour TSP	62	ug/m3
TMCLKL	HY/2012/08	2015-06-11	ASR10	Sunny	17:13	24-hour TSP	47	ug/m3
TMCLKL	HY/2012/08	2015-06-14	ASR5	Sunny	12:29	24-hour TSP	57	ug/m3
TMCLKL	HY/2012/08	2015-06-14	ASR6	Sunny	12:18	24-hour TSP	53	ug/m3
TMCLKL	HY/2012/08	2015-06-14	ASR10	Sunny	12:06	24-hour TSP	43	ug/m3
TMCLKL	HY/2012/08	2015-06-14	AQMS1	Sunny	12:52	24-hour TSP	47	ug/m3
TMCLKL	HY/2012/08	2015-06-14	ASR1	Sunny	12:40	24-hour TSP	43	ug/m3
TMCLKL	HY/2012/08	2015-06-17	AQMS1	Sunny	17:43	24-hour TSP	45	ug/m3
TMCLKL	HY/2012/08	2015-06-17	ASR1	Sunny	17:31	24-hour TSP	45	ug/m3
TMCLKL	HY/2012/08	2015-06-17	ASR5	Sunny	17:20	24-hour TSP	88	ug/m3
TMCLKL	HY/2012/08	2015-06-17	ASR6	Sunny	17:09	24-hour TSP	72	ug/m3
TMCLKL	HY/2012/08	2015-06-17	ASR10	Sunny	16:58	24-hour TSP	46	ug/m3

Project	Works	Date	Station	Weather	Start time	Parameters	Results	units
TMCLKL	HY/2012/08	2015-06-20	AQMS1	Sunny	17:54	24-hour TSP	54	ug/m3
TMCLKL	HY/2012/08	2015-06-20	ASR1	Sunny	17:43	24-hour TSP	58	ug/m3
TMCLKL	HY/2012/08	2015-06-20	ASR5	Sunny	17:31	24-hour TSP	54	ug/m3
TMCLKL	HY/2012/08	2015-06-20	ASR6	Sunny	17:20	24-hour TSP	52	ug/m3
TMCLKL	HY/2012/08	2015-06-20	ASR10	Sunny	17:08	24-hour TSP	44	ug/m3
TMCLKL	HY/2012/08	2015-06-23	AQMS1	Cloudy	17:28	24-hour TSP	54	ug/m3
TMCLKL	HY/2012/08	2015-06-23	ASR1	Cloudy	17:16	24-hour TSP	43	ug/m3
TMCLKL	HY/2012/08	2015-06-23	ASR5	Cloudy	17:05	24-hour TSP	60	ug/m3
TMCLKL	HY/2012/08	2015-06-23	ASR6	Cloudy	16:53	24-hour TSP	55	ug/m3
TMCLKL	HY/2012/08	2015-06-23	ASR10	Cloudy	16:42	24-hour TSP	54	ug/m3
TMCLKL	HY/2012/08	2015-06-26	ASR6	Sunny	16:41	24-hour TSP	80	ug/m3
TMCLKL	HY/2012/08	2015-06-26	ASR10	Sunny	16:31	24-hour TSP	41	ug/m3
TMCLKL	HY/2012/08	2015-06-26	ASR5	Sunny	16:51	24-hour TSP	75	ug/m3
TMCLKL	HY/2012/08	2015-06-26	ASR1	Sunny	16:54	24-hour TSP	47	ug/m3
TMCLKL	HY/2012/08	2015-06-26	AQMS1	Sunny	17:06	24-hour TSP	58	ug/m3
TMCLKL	HY/2012/08	2015-06-29	ASR10	Sunny	17:28	24-hour TSP	49	ug/m3
TMCLKL	HY/2012/08	2015-06-29	ASR6	Sunny	17:40	24-hour TSP	67	ug/m3
TMCLKL	HY/2012/08	2015-06-29	ASR5	Sunny	17:50	24-hour TSP	76	ug/m3
TMCLKL	HY/2012/08	2015-06-29	ASR1	Sunny	18:02	24-hour TSP	46	ug/m3
TMCLKL	HY/2012/08	2015-06-29	AQMS1	Sunny	18:14	24-hour TSP	63	ug/m3