

Figure G.1 Impact Monitoring – 1-hour Total Suspended Particulates ( $\mu\text{g}/\text{m}^3$ ) at AQMS1 between 1 April 2015 and 31 July 2015 during impact monitoring period. The weather conditions during the monitoring period varied from sunny to cloudy. Major land-based construction activities included: Diaphragm Wall Construction for Ventilation Shaft at Works Area – Portion N-C (1/4/2015 – 30/4/2015), Excavation for Ventilation Shaft at Works Area – Portion N-C (1/5/2015 – 31/7/2015) and Setting up of Slurry Treatment Plant (1/4/2015 – 31/7/2015). Ref: 0212330\_Impact AQM graphs\_July 2015\_REV a.xlsx



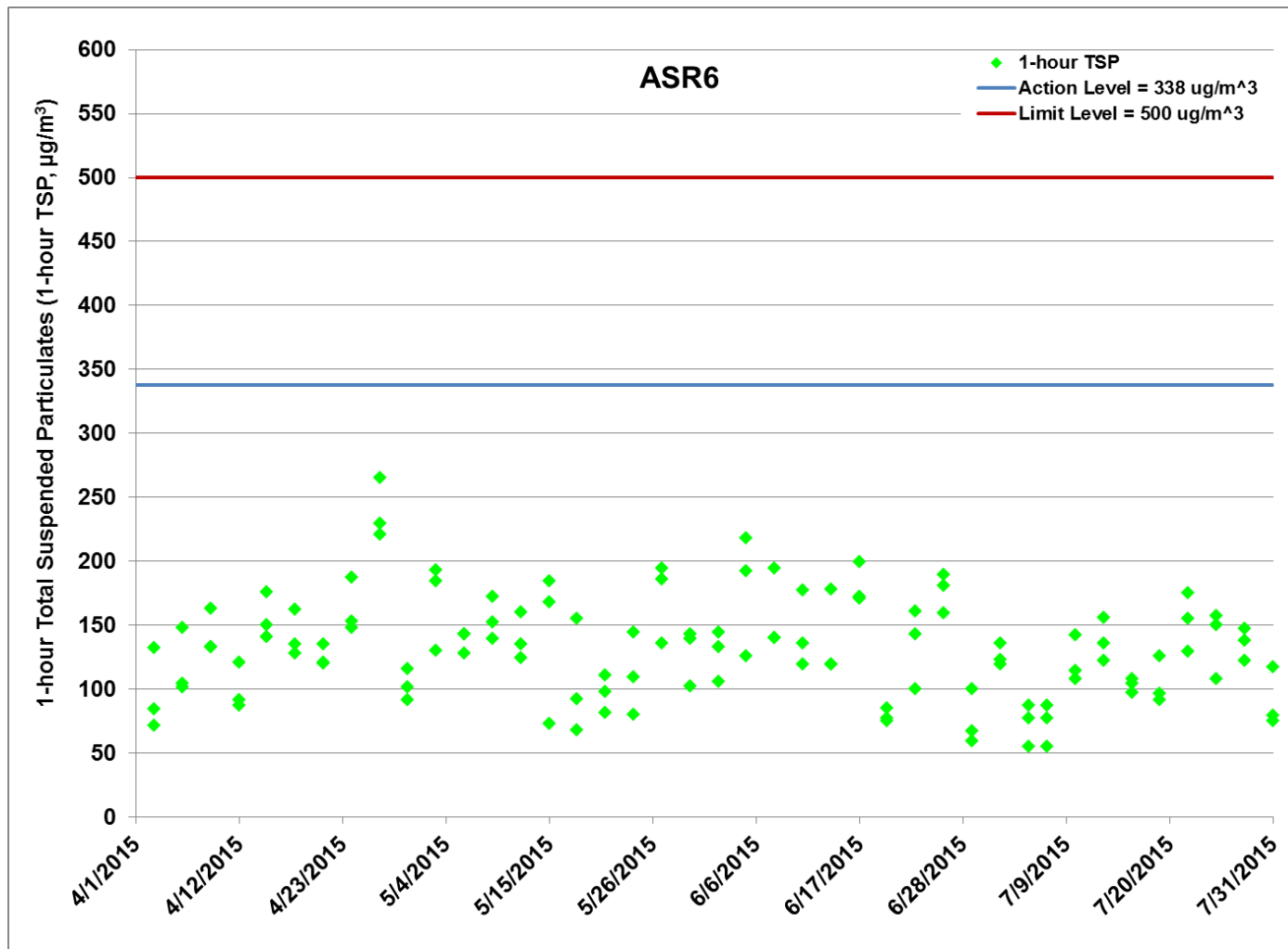


Figure G.2 Impact Monitoring - 1-hour Total Suspended Particulates ( $\mu\text{g}/\text{m}^3$ ) at ASR6 between 1 April 2015 and 31 July 2015 during impact monitoring period. The weather conditions during the monitoring period varied from sunny to cloudy. Major land-based construction activities included: Diaphragm Wall Construction for Ventilation Shaft at Works Area - Portion N-C (1/4/2015 - 30/4/2015), Excavation for Ventilation Shaft at Works Area - Portion N-C (1/5/2015 - 31/7/2015) and Setting up of Slurry Treatment Plant (1/4/2015 - 31/7/2015). Ref: 0212330\_Impact AQM graphs\_July 2015\_REV a.xlsx





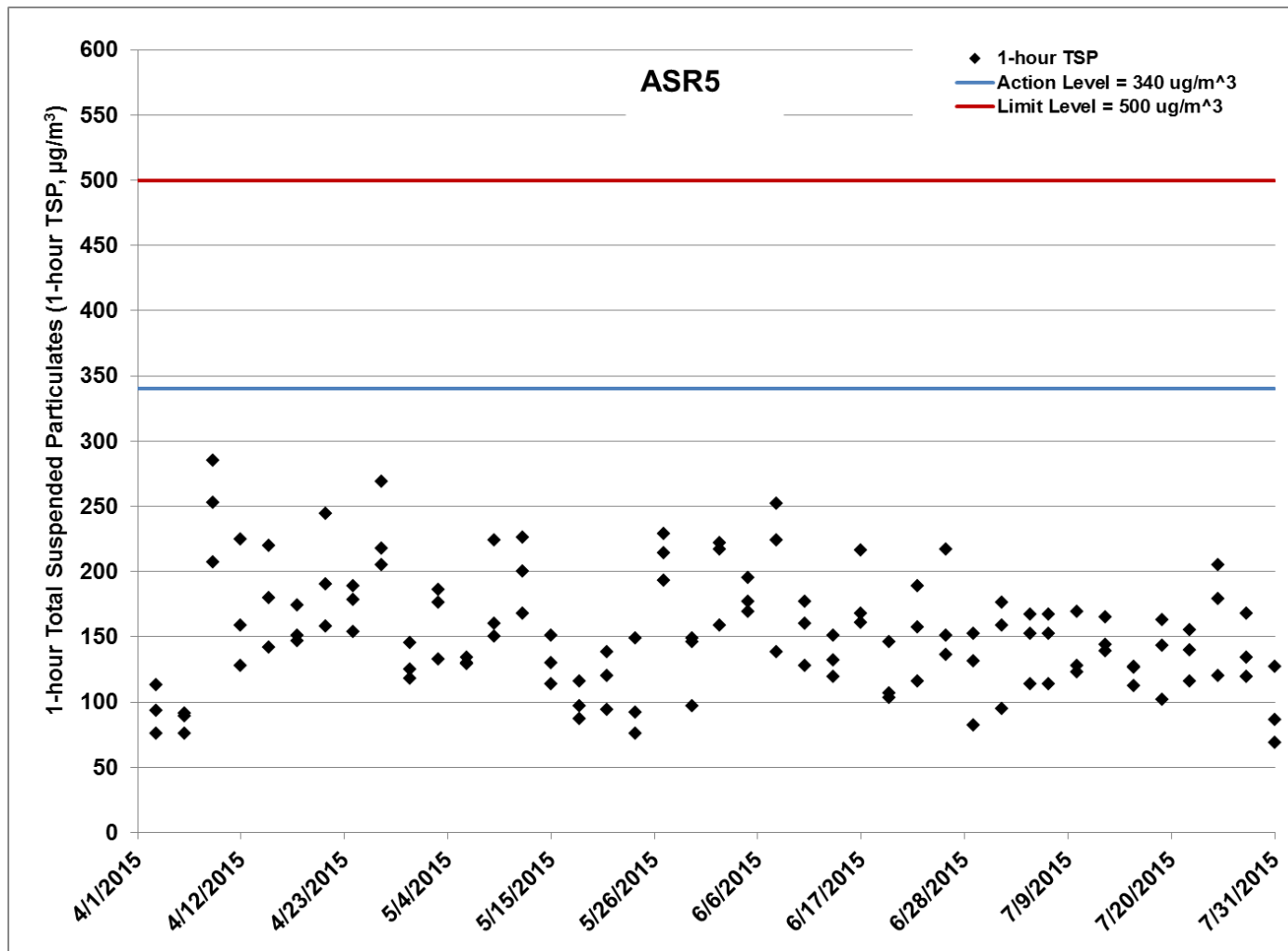


Figure G.4 Impact Monitoring - 1-hour Total Suspended Particulates ( $\mu\text{g}/\text{m}^3$ ) at ASR5 between 1 April 2015 and 31 July 2015 during impact monitoring period. The weather conditions during the monitoring period varied from sunny to cloudy. Major land-based construction activities included: Diaphragm Wall Construction for Ventilation Shaft at Works Area - Portion N-C (1/4/2015 - 30/4/2015), Excavation for Ventilation Shaft at Works Area - Portion N-C (1/5/2015 - 31/7/2015) and Setting up of Slurry Treatment Plant (1/4/2015 - 31/7/2015). Ref: 0212330\_Impact AQM graphs\_July 2015\_REV a.xlsx





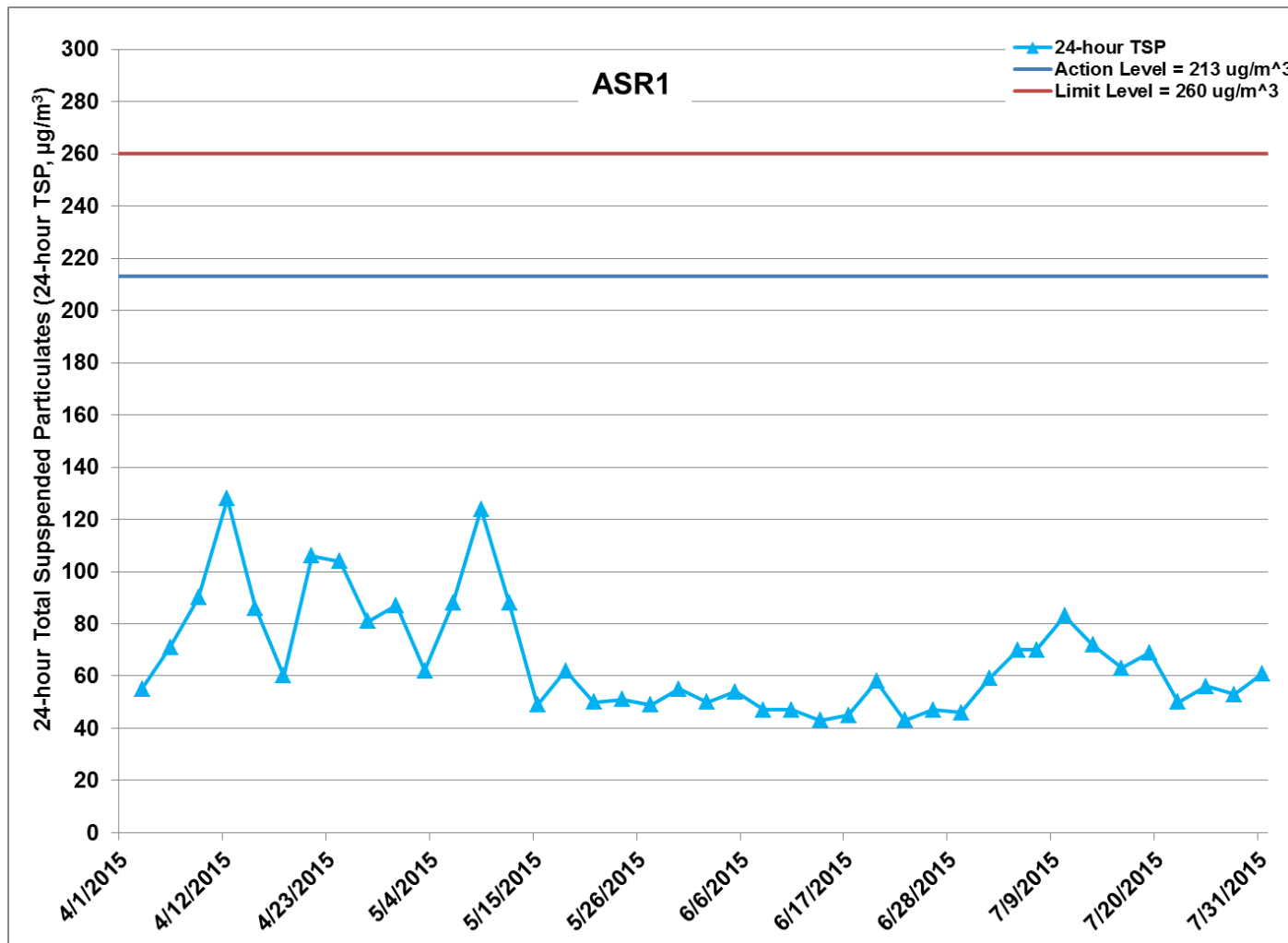


Figure G.6 Impact Monitoring - 24-hour Total Suspended Particulates ( $\mu\text{g}/\text{m}^3$ ) at ASR1 between 1 April 2015 and 31 July 2015 during impact monitoring period. The weather conditions during the monitoring period varied from sunny to cloudy. Major land-based construction activities included: Diaphragm Wall Construction for Ventilation Shaft at Works Area - Portion N-C (1/4/2015 - 30/4/2015), Excavation for Ventilation Shaft at Works Area - Portion N-C (1/5/2015 - 31/7/2015) and Setting up of Slurry Treatment Plant (1/4/2015 - 31/7/2015). Ref: 0212330\_Impact AQM graphs\_July 2015\_REV a.xlsx



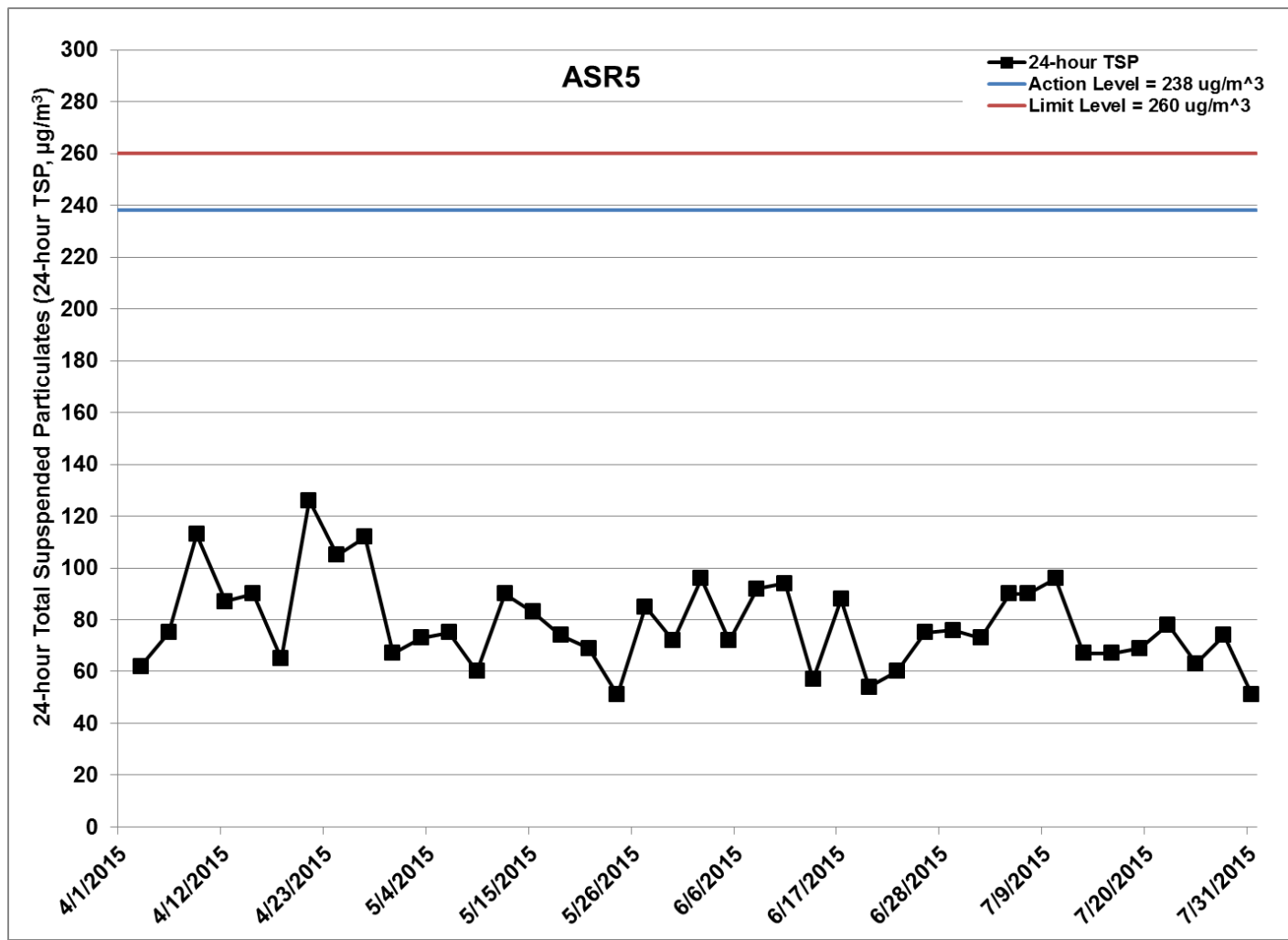


Figure G.7 Impact Monitoring - 24-hour Total Suspended Particulates ( $\mu\text{g}/\text{m}^3$ ) at ASR5 between 1 April 2015 and 31 July 2015 during impact monitoring period. The weather conditions during the monitoring period varied from sunny to cloudy. Major land-based construction activities included: Diaphragm Wall Construction for Ventilation Shaft at Works Area - Portion N-C (1/4/2015 - 30/4/2015), Excavation for Ventilation Shaft at Works Area - Portion N-C (1/5/2015 - 31/7/2015) and Setting up of Slurry Treatment Plant (1/4/2015 - 31/7/2015). Ref: 0212330\_Impact AQM graphs\_July 2015\_REV a.xlsx



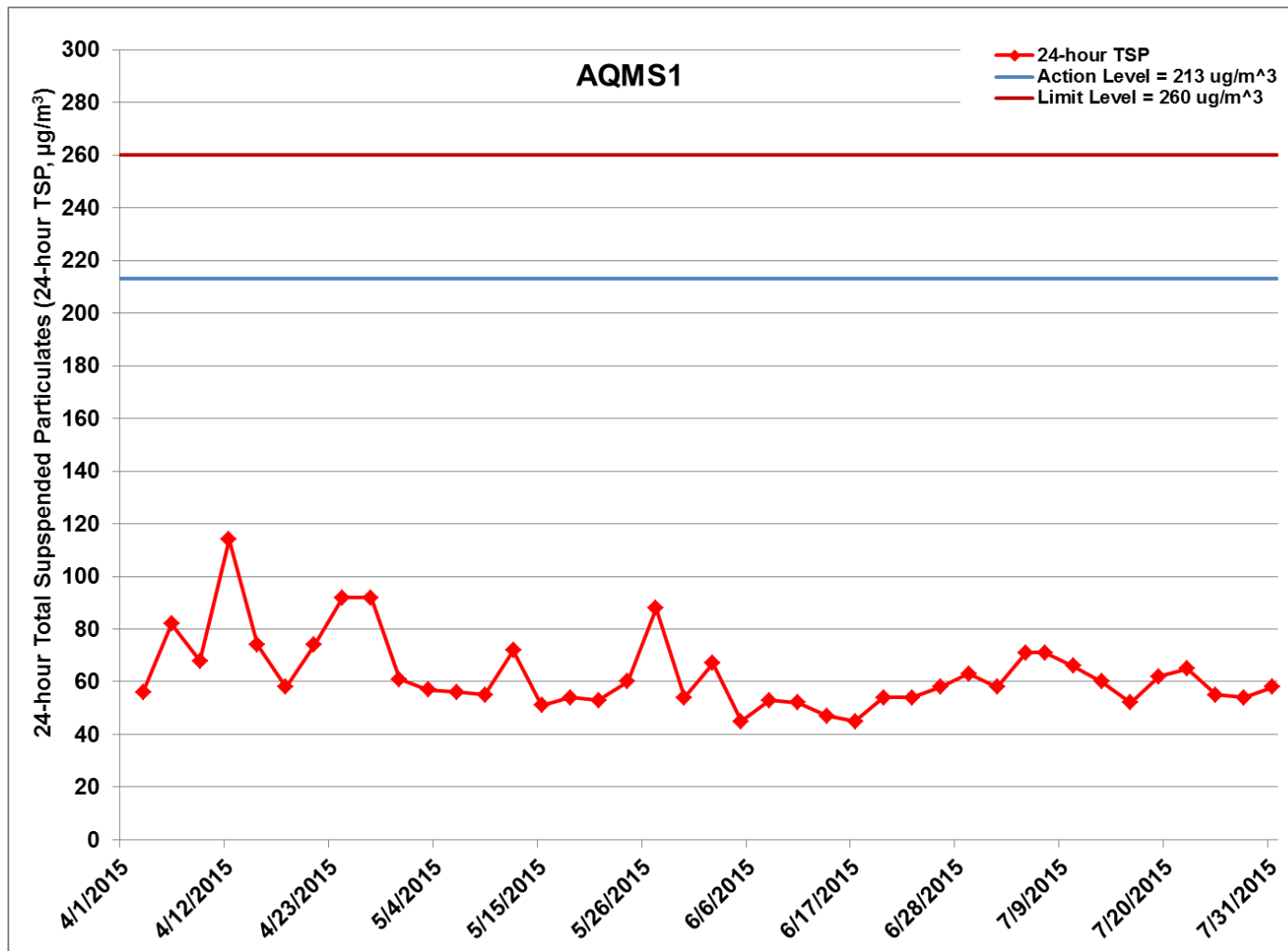


Figure G.8 Impact Monitoring - 24-hour Total Suspended Particulates ( $\mu\text{g}/\text{m}^3$ ) at AQMS1 between 1 April 2015 and 31 July 2015 during impact monitoring period. The weather conditions during the monitoring period varied from sunny to cloudy. Major land-based construction activities included: Diaphragm Wall Construction for Ventilation Shaft at Works Area - Portion N-C (1/4/2015 - 30/4/2015), Excavation for Ventilation Shaft at Works Area - Portion N-C (1/5/2015 - 31/7/2015) and Setting up of Slurry Treatment Plant (1/4/2015 - 31/7/2015). Ref: 0212330\_Impact AQM graphs\_July 2015\_REV a.xlsx





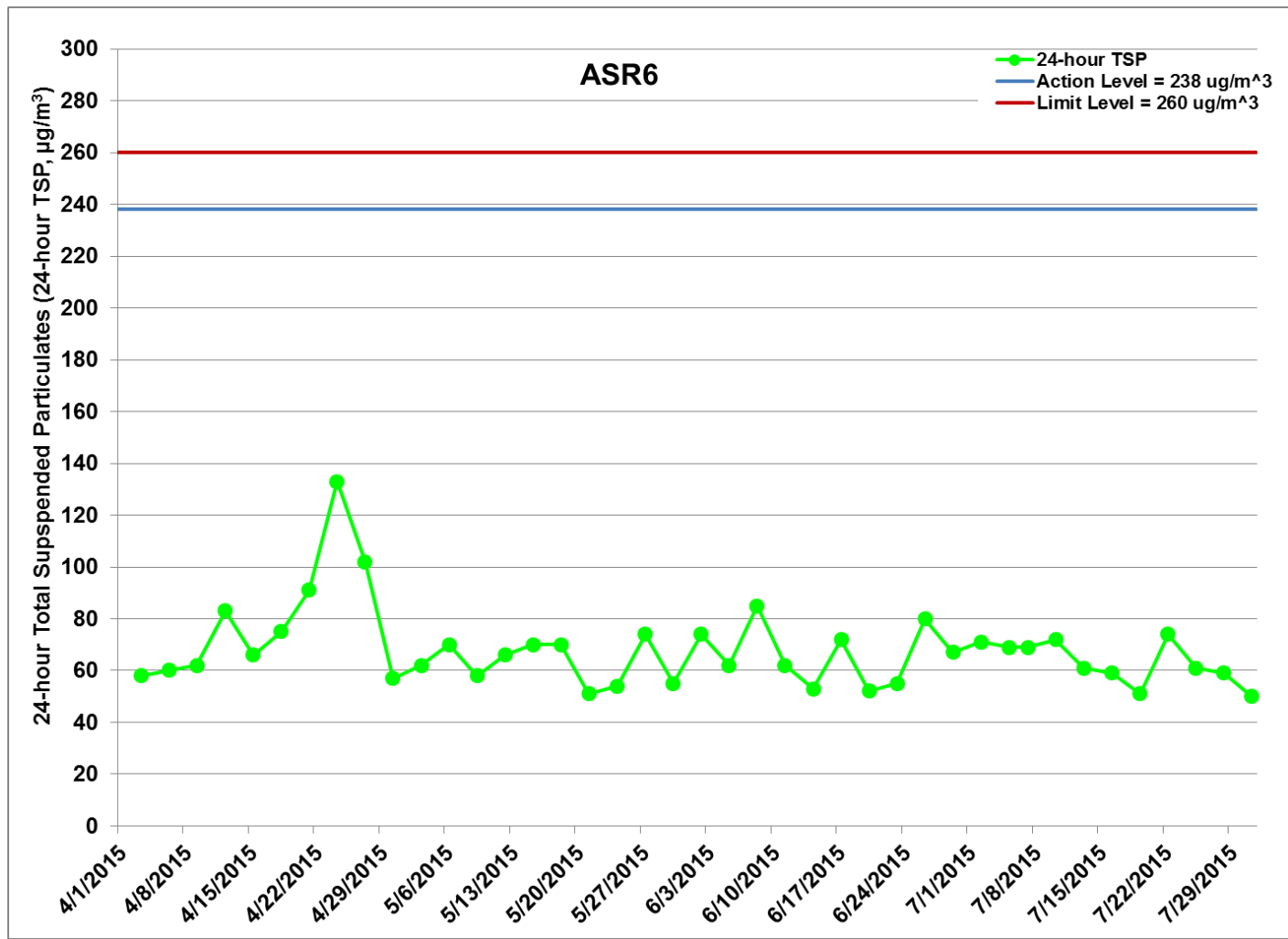


Figure G.9 Impact Monitoring - 24-hour Total Suspended Particulates ( $\mu\text{g}/\text{m}^3$ ) at ASR6 between 1 April 2015 and 31 July 2015 during impact monitoring period. The weather conditions during the monitoring period varied from sunny to cloudy. Major land-based construction activities included: Diaphragm Wall Construction for Ventilation Shaft at Works Area - Portion N-C (1/4/2015 - 30/4/2015), Excavation for Ventilation Shaft at Works Area - Portion N-C (1/5/2015 - 31/7/2015) and Setting up of Slurry Treatment Plant (1/4/2015 - 31/7/2015). Ref: 0212330\_Impact AQM graphs\_July 2015\_REV a.xlsx



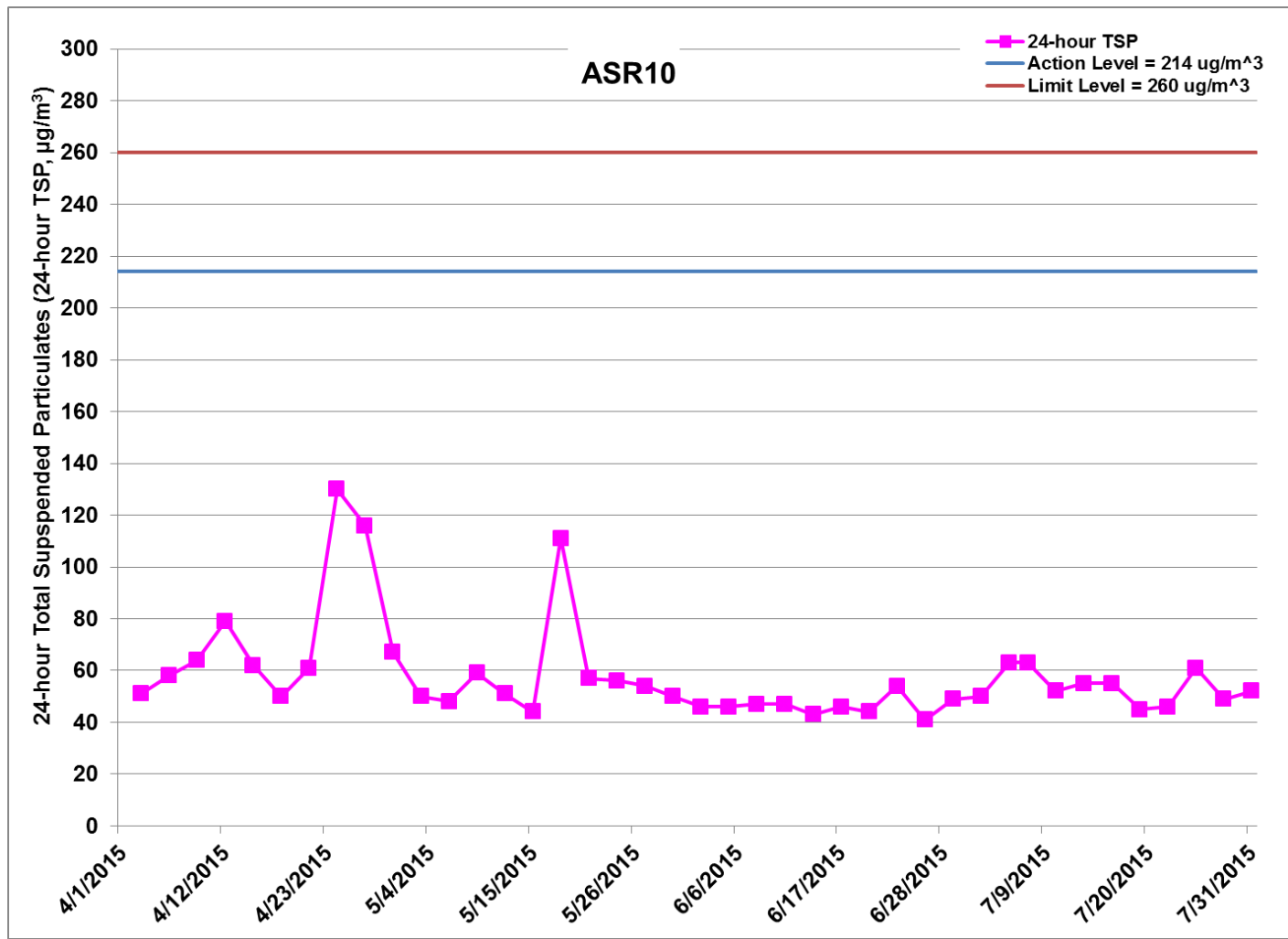


Figure G.10 Impact Monitoring - 24-hour Total Suspended Particulates ( $\mu\text{g}/\text{m}^3$ ) at ASR10 between 1 April 2015 and 31 July 2015 during impact monitoring period. The weather conditions during the monitoring period varied from sunny to cloudy. Major land-based construction activities included: Diaphragm Wall Construction for Ventilation Shaft at Works Area - Portion N-C (1/4/2015 - 30/4/2015), Excavation for Ventilation Shaft at Works Area - Portion N-C (1/5/2015 - 31/7/2015) and Setting up of Slurry Treatment Plant (1/4/2015 - 31/7/2015). Ref: 0212330\_Impact AQM graphs\_July 2015\_REV a.xlsx



Project	Works	Date	Station	Weather	Start time	Parameters	Results	units
TMCLKL	HY/2012/08	2015-07-02	AQMS1	Sunny	14:19	1-hour TSP	85	ug/m3
TMCLKL	HY/2012/08	2015-07-02	AQMS1	Sunny	15:21	1-hour TSP	77	ug/m3
TMCLKL	HY/2012/08	2015-07-02	AQMS1	Sunny	16:23	1-hour TSP	85	ug/m3
TMCLKL	HY/2012/08	2015-07-02	ASR1	Sunny	14:07	1-hour TSP	96	ug/m3
TMCLKL	HY/2012/08	2015-07-02	ASR1	Sunny	15:09	1-hour TSP	90	ug/m3
TMCLKL	HY/2012/08	2015-07-02	ASR1	Sunny	16:11	1-hour TSP	67	ug/m3
TMCLKL	HY/2012/08	2015-07-02	ASR5	Sunny	13:55	1-hour TSP	176	ug/m3
TMCLKL	HY/2012/08	2015-07-02	ASR5	Sunny	14:57	1-hour TSP	159	ug/m3
TMCLKL	HY/2012/08	2015-07-02	ASR5	Sunny	15:59	1-hour TSP	95	ug/m3
TMCLKL	HY/2012/08	2015-07-02	ASR6	Sunny	13:43	1-hour TSP	123	ug/m3
TMCLKL	HY/2012/08	2015-07-02	ASR6	Sunny	14:45	1-hour TSP	136	ug/m3
TMCLKL	HY/2012/08	2015-07-02	ASR6	Sunny	15:47	1-hour TSP	119	ug/m3
TMCLKL	HY/2012/08	2015-07-02	ASR10	Sunny	13:33	1-hour TSP	110	ug/m3
TMCLKL	HY/2012/08	2015-07-02	ASR10	Sunny	14:35	1-hour TSP	89	ug/m3
TMCLKL	HY/2012/08	2015-07-02	ASR10	Sunny	15:37	1-hour TSP	74	ug/m3
TMCLKL	HY/2012/08	2015-07-05	ASR10	Sunny	14:20	1-hour TSP	81	ug/m3
TMCLKL	HY/2012/08	2015-07-05	ASR10	Sunny	15:22	1-hour TSP	66	ug/m3
TMCLKL	HY/2012/08	2015-07-05	ASR10	Sunny	16:24	1-hour TSP	86	ug/m3
TMCLKL	HY/2012/08	2015-07-05	ASR6	Sunny	14:31	1-hour TSP	87	ug/m3
TMCLKL	HY/2012/08	2015-07-05	ASR6	Sunny	15:33	1-hour TSP	77	ug/m3
TMCLKL	HY/2012/08	2015-07-05	ASR6	Sunny	16:35	1-hour TSP	55	ug/m3
TMCLKL	HY/2012/08	2015-07-05	ASR5	Sunny	14:43	1-hour TSP	152	ug/m3
TMCLKL	HY/2012/08	2015-07-05	ASR5	Sunny	15:45	1-hour TSP	114	ug/m3
TMCLKL	HY/2012/08	2015-07-05	ASR5	Sunny	16:47	1-hour TSP	167	ug/m3
TMCLKL	HY/2012/08	2015-07-05	ASR1	Sunny	14:55	1-hour TSP	96	ug/m3
TMCLKL	HY/2012/08	2015-07-05	ASR1	Sunny	15:57	1-hour TSP	83	ug/m3
TMCLKL	HY/2012/08	2015-07-05	ASR1	Sunny	16:59	1-hour TSP	84	ug/m3
TMCLKL	HY/2012/08	2015-07-05	AQMS1	Sunny	15:06	1-hour TSP	60	ug/m3
TMCLKL	HY/2012/08	2015-07-05	AQMS1	Sunny	16:08	1-hour TSP	68	ug/m3
TMCLKL	HY/2012/08	2015-07-05	AQMS1	Sunny	17:10	1-hour TSP	67	ug/m3

Project	Works	Date	Station	Weather	Start time	Parameters	Results	units
TMCLKL	HY/2012/08	2015-07-07	ASR10	Sunny	14:20	1-hour TSP	81	ug/m3
TMCLKL	HY/2012/08	2015-07-07	ASR10	Sunny	15:22	1-hour TSP	66	ug/m3
TMCLKL	HY/2012/08	2015-07-07	ASR10	Sunny	16:24	1-hour TSP	86	ug/m3
TMCLKL	HY/2012/08	2015-07-07	ASR6	Sunny	14:31	1-hour TSP	87	ug/m3
TMCLKL	HY/2012/08	2015-07-07	ASR6	Sunny	15:33	1-hour TSP	77	ug/m3
TMCLKL	HY/2012/08	2015-07-07	ASR6	Sunny	16:35	1-hour TSP	55	ug/m3
TMCLKL	HY/2012/08	2015-07-07	ASR5	Sunny	14:43	1-hour TSP	152	ug/m3
TMCLKL	HY/2012/08	2015-07-07	ASR5	Sunny	15:45	1-hour TSP	114	ug/m3
TMCLKL	HY/2012/08	2015-07-07	ASR5	Sunny	16:47	1-hour TSP	167	ug/m3
TMCLKL	HY/2012/08	2015-07-07	ASR1	Sunny	14:55	1-hour TSP	98	ug/m3
TMCLKL	HY/2012/08	2015-07-07	ASR1	Sunny	15:57	1-hour TSP	83	ug/m3
TMCLKL	HY/2012/08	2015-07-07	ASR1	Sunny	16:59	1-hour TSP	134	ug/m3
TMCLKL	HY/2012/08	2015-07-07	AQMS1	Sunny	15:06	1-hour TSP	60	ug/m3
TMCLKL	HY/2012/08	2015-07-07	AQMS1	Sunny	16:08	1-hour TSP	68	ug/m3
TMCLKL	HY/2012/08	2015-07-07	AQMS1	Sunny	17:10	1-hour TSP	67	ug/m3
TMCLKL	HY/2012/08	2015-07-10	AQMS1	Sunny	14:33	1-hour TSP	101	ug/m3
TMCLKL	HY/2012/08	2015-07-10	AQMS1	Sunny	15:35	1-hour TSP	109	ug/m3
TMCLKL	HY/2012/08	2015-07-10	AQMS1	Sunny	16:37	1-hour TSP	121	ug/m3
TMCLKL	HY/2012/08	2015-07-10	ASR1	Sunny	14:21	1-hour TSP	103	ug/m3
TMCLKL	HY/2012/08	2015-07-10	ASR1	Sunny	15:23	1-hour TSP	85	ug/m3
TMCLKL	HY/2012/08	2015-07-10	ASR1	Sunny	16:25	1-hour TSP	140	ug/m3
TMCLKL	HY/2012/08	2015-07-10	ASR5	Sunny	14:08	1-hour TSP	169	ug/m3
TMCLKL	HY/2012/08	2015-07-10	ASR5	Sunny	15:10	1-hour TSP	123	ug/m3
TMCLKL	HY/2012/08	2015-07-10	ASR5	Sunny	16:12	1-hour TSP	128	ug/m3
TMCLKL	HY/2012/08	2015-07-10	ASR6	Sunny	13:58	1-hour TSP	108	ug/m3
TMCLKL	HY/2012/08	2015-07-10	ASR6	Sunny	15:00	1-hour TSP	114	ug/m3
TMCLKL	HY/2012/08	2015-07-10	ASR6	Sunny	16:02	1-hour TSP	142	ug/m3
TMCLKL	HY/2012/08	2015-07-10	ASR10	Sunny	13:47	1-hour TSP	60	ug/m3
TMCLKL	HY/2012/08	2015-07-10	ASR10	Sunny	14:49	1-hour TSP	50	ug/m3
TMCLKL	HY/2012/08	2015-07-10	ASR10	Sunny	15:51	1-hour TSP	49	ug/m3

Project	Works	Date	Station	Weather	Start time	Parameters	Results	units
TMCLKL	HY/2012/08	2015-07-13	AQMS1	Sunny	14:02	1-hour TSP	95	ug/m3
TMCLKL	HY/2012/08	2015-07-13	AQMS1	Sunny	15:04	1-hour TSP	120	ug/m3
TMCLKL	HY/2012/08	2015-07-13	AQMS1	Sunny	16:06	1-hour TSP	150	ug/m3
TMCLKL	HY/2012/08	2015-07-13	ASR1	Sunny	13:50	1-hour TSP	143	ug/m3
TMCLKL	HY/2012/08	2015-07-13	ASR1	Sunny	14:52	1-hour TSP	98	ug/m3
TMCLKL	HY/2012/08	2015-07-13	ASR1	Sunny	15:54	1-hour TSP	96	ug/m3
TMCLKL	HY/2012/08	2015-07-13	ASR5	Sunny	13:38	1-hour TSP	165	ug/m3
TMCLKL	HY/2012/08	2015-07-13	ASR5	Sunny	14:40	1-hour TSP	144	ug/m3
TMCLKL	HY/2012/08	2015-07-13	ASR5	Sunny	15:42	1-hour TSP	139	ug/m3
TMCLKL	HY/2012/08	2015-07-13	ASR6	Sunny	13:27	1-hour TSP	122	ug/m3
TMCLKL	HY/2012/08	2015-07-13	ASR6	Sunny	14:29	1-hour TSP	156	ug/m3
TMCLKL	HY/2012/08	2015-07-13	ASR6	Sunny	15:31	1-hour TSP	136	ug/m3
TMCLKL	HY/2012/08	2015-07-13	ASR10	Sunny	13:17	1-hour TSP	63	ug/m3
TMCLKL	HY/2012/08	2015-07-13	ASR10	Sunny	14:19	1-hour TSP	53	ug/m3
TMCLKL	HY/2012/08	2015-07-13	ASR10	Sunny	15:21	1-hour TSP	73	ug/m3
TMCLKL	HY/2012/08	2015-07-16	AQMS1	Sunny	14:45	1-hour TSP	79	ug/m3
TMCLKL	HY/2012/08	2015-07-16	AQMS1	Sunny	15:47	1-hour TSP	73	ug/m3
TMCLKL	HY/2012/08	2015-07-16	AQMS1	Sunny	16:49	1-hour TSP	84	ug/m3
TMCLKL	HY/2012/08	2015-07-16	ASR1	Sunny	14:33	1-hour TSP	164	ug/m3
TMCLKL	HY/2012/08	2015-07-16	ASR1	Sunny	15:35	1-hour TSP	118	ug/m3
TMCLKL	HY/2012/08	2015-07-16	ASR1	Sunny	16:37	1-hour TSP	164	ug/m3
TMCLKL	HY/2012/08	2015-07-16	ASR5	Sunny	14:23	1-hour TSP	112	ug/m3
TMCLKL	HY/2012/08	2015-07-16	ASR5	Sunny	15:25	1-hour TSP	126	ug/m3
TMCLKL	HY/2012/08	2015-07-16	ASR5	Sunny	16:27	1-hour TSP	127	ug/m3
TMCLKL	HY/2012/08	2015-07-16	ASR6	Sunny	14:10	1-hour TSP	97	ug/m3
TMCLKL	HY/2012/08	2015-07-16	ASR6	Sunny	15:12	1-hour TSP	108	ug/m3
TMCLKL	HY/2012/08	2015-07-16	ASR6	Sunny	16:14	1-hour TSP	104	ug/m3
TMCLKL	HY/2012/08	2015-07-16	ASR10	Sunny	14:00	1-hour TSP	75	ug/m3
TMCLKL	HY/2012/08	2015-07-16	ASR10	Sunny	15:02	1-hour TSP	62	ug/m3
TMCLKL	HY/2012/08	2015-07-16	ASR10	Sunny	16:04	1-hour TSP	91	ug/m3

Project	Works	Date	Station	Weather	Start time	Parameters	Results	units
TMCLKL	HY/2012/08	2015-07-19	ASR10	Sunny	09:08	1-hour TSP	70	ug/m3
TMCLKL	HY/2012/08	2015-07-19	ASR10	Sunny	10:10	1-hour TSP	61	ug/m3
TMCLKL	HY/2012/08	2015-07-19	ASR10	Sunny	11:12	1-hour TSP	74	ug/m3
TMCLKL	HY/2012/08	2015-07-19	ASR6	Sunny	09:19	1-hour TSP	126	ug/m3
TMCLKL	HY/2012/08	2015-07-19	ASR6	Sunny	10:21	1-hour TSP	96	ug/m3
TMCLKL	HY/2012/08	2015-07-19	ASR6	Sunny	11:23	1-hour TSP	91	ug/m3
TMCLKL	HY/2012/08	2015-07-19	ASR5	Sunny	09:30	1-hour TSP	163	ug/m3
TMCLKL	HY/2012/08	2015-07-19	ASR5	Sunny	10:32	1-hour TSP	102	ug/m3
TMCLKL	HY/2012/08	2015-07-19	ASR5	Sunny	11:34	1-hour TSP	143	ug/m3
TMCLKL	HY/2012/08	2015-07-19	ASR1	Sunny	09:42	1-hour TSP	193	ug/m3
TMCLKL	HY/2012/08	2015-07-19	ASR1	Sunny	10:44	1-hour TSP	196	ug/m3
TMCLKL	HY/2012/08	2015-07-19	ASR1	Sunny	11:46	1-hour TSP	193	ug/m3
TMCLKL	HY/2012/08	2015-07-19	AQMS1	Sunny	09:55	1-hour TSP	117	ug/m3
TMCLKL	HY/2012/08	2015-07-19	AQMS1	Sunny	10:57	1-hour TSP	112	ug/m3
TMCLKL	HY/2012/08	2015-07-19	AQMS1	Sunny	11:59	1-hour TSP	128	ug/m3
TMCLKL	HY/2012/08	2015-07-22	ASR10	Cloudy	13:38	1-hour TSP	54	ug/m3
TMCLKL	HY/2012/08	2015-07-22	ASR10	Cloudy	14:40	1-hour TSP	61	ug/m3
TMCLKL	HY/2012/08	2015-07-22	ASR10	Cloudy	15:42	1-hour TSP	62	ug/m3
TMCLKL	HY/2012/08	2015-07-22	AQMS1	Cloudy	14:24	1-hour TSP	104	ug/m3
TMCLKL	HY/2012/08	2015-07-22	AQMS1	Cloudy	15:26	1-hour TSP	153	ug/m3
TMCLKL	HY/2012/08	2015-07-22	AQMS1	Cloudy	16:28	1-hour TSP	132	ug/m3
TMCLKL	HY/2012/08	2015-07-22	ASR1	Cloudy	14:13	1-hour TSP	78	ug/m3
TMCLKL	HY/2012/08	2015-07-22	ASR1	Cloudy	15:15	1-hour TSP	53	ug/m3
TMCLKL	HY/2012/08	2015-07-22	ASR1	Cloudy	16:17	1-hour TSP	52	ug/m3
TMCLKL	HY/2012/08	2015-07-22	ASR5	Cloudy	14:00	1-hour TSP	155	ug/m3
TMCLKL	HY/2012/08	2015-07-22	ASR5	Cloudy	15:02	1-hour TSP	140	ug/m3
TMCLKL	HY/2012/08	2015-07-22	ASR5	Cloudy	16:04	1-hour TSP	116	ug/m3
TMCLKL	HY/2012/08	2015-07-22	ASR6	Cloudy	13:49	1-hour TSP	155	ug/m3
TMCLKL	HY/2012/08	2015-07-22	ASR6	Cloudy	14:51	1-hour TSP	175	ug/m3
TMCLKL	HY/2012/08	2015-07-22	ASR6	Cloudy	15:53	1-hour TSP	129	ug/m3

Project	Works	Date	Station	Weather	Start time	Parameters	Results	units
TMCLKL	HY/2012/08	2015-07-25	ASR10	Sunny	12:17	1-hour TSP	89	ug/m3
TMCLKL	HY/2012/08	2015-07-25	ASR10	Sunny	13:19	1-hour TSP	60	ug/m3
TMCLKL	HY/2012/08	2015-07-25	ASR10	Sunny	14:21	1-hour TSP	58	ug/m3
TMCLKL	HY/2012/08	2015-07-25	ASR6	Sunny	12:27	1-hour TSP	150	ug/m3
TMCLKL	HY/2012/08	2015-07-25	ASR6	Sunny	13:29	1-hour TSP	157	ug/m3
TMCLKL	HY/2012/08	2015-07-25	ASR6	Sunny	14:31	1-hour TSP	108	ug/m3
TMCLKL	HY/2012/08	2015-07-25	ASR5	Sunny	12:37	1-hour TSP	205	ug/m3
TMCLKL	HY/2012/08	2015-07-25	ASR5	Sunny	13:39	1-hour TSP	179	ug/m3
TMCLKL	HY/2012/08	2015-07-25	ASR5	Sunny	14:41	1-hour TSP	120	ug/m3
TMCLKL	HY/2012/08	2015-07-25	ASR1	Sunny	12:50	1-hour TSP	85	ug/m3
TMCLKL	HY/2012/08	2015-07-25	ASR1	Sunny	13:52	1-hour TSP	76	ug/m3
TMCLKL	HY/2012/08	2015-07-25	ASR1	Sunny	14:54	1-hour TSP	52	ug/m3
TMCLKL	HY/2012/08	2015-07-25	AQMS1	Sunny	13:02	1-hour TSP	113	ug/m3
TMCLKL	HY/2012/08	2015-07-25	AQMS1	Sunny	14:04	1-hour TSP	81	ug/m3
TMCLKL	HY/2012/08	2015-07-25	AQMS1	Sunny	15:06	1-hour TSP	112	ug/m3
TMCLKL	HY/2012/08	2015-07-28	AQMS1	Sunny	14:27	1-hour TSP	105	ug/m3
TMCLKL	HY/2012/08	2015-07-28	AQMS1	Sunny	15:29	1-hour TSP	131	ug/m3
TMCLKL	HY/2012/08	2015-07-28	AQMS1	Sunny	16:31	1-hour TSP	97	ug/m3
TMCLKL	HY/2012/08	2015-07-28	ASR1	Sunny	14:16	1-hour TSP	92	ug/m3
TMCLKL	HY/2012/08	2015-07-28	ASR1	Sunny	15:18	1-hour TSP	81	ug/m3
TMCLKL	HY/2012/08	2015-07-28	ASR1	Sunny	16:20	1-hour TSP	98	ug/m3
TMCLKL	HY/2012/08	2015-07-28	ASR5	Sunny	14:04	1-hour TSP	168	ug/m3
TMCLKL	HY/2012/08	2015-07-28	ASR5	Sunny	15:06	1-hour TSP	119	ug/m3
TMCLKL	HY/2012/08	2015-07-28	ASR5	Sunny	16:08	1-hour TSP	134	ug/m3
TMCLKL	HY/2012/08	2015-07-28	ASR6	Sunny	13:53	1-hour TSP	147	ug/m3
TMCLKL	HY/2012/08	2015-07-28	ASR6	Sunny	14:55	1-hour TSP	138	ug/m3
TMCLKL	HY/2012/08	2015-07-28	ASR6	Sunny	15:57	1-hour TSP	122	ug/m3
TMCLKL	HY/2012/08	2015-07-28	ASR10	Sunny	13:42	1-hour TSP	83	ug/m3
TMCLKL	HY/2012/08	2015-07-28	ASR10	Sunny	14:44	1-hour TSP	62	ug/m3
TMCLKL	HY/2012/08	2015-07-28	ASR10	Sunny	15:46	1-hour TSP	62	ug/m3

Project	Works	Date	Station	Weather	Start time	Parameters	Results	units
TMCLKL	HY/2012/08	2015-07-31	AQMS1	Sunny	09:23	1-hour TSP	83	ug/m3
TMCLKL	HY/2012/08	2015-07-31	AQMS1	Sunny	10:25	1-hour TSP	87	ug/m3
TMCLKL	HY/2012/08	2015-07-31	AQMS1	Sunny	11:27	1-hour TSP	71	ug/m3
TMCLKL	HY/2012/08	2015-07-31	ASR1	Sunny	09:11	1-hour TSP	85	ug/m3
TMCLKL	HY/2012/08	2015-07-31	ASR1	Sunny	10:13	1-hour TSP	103	ug/m3
TMCLKL	HY/2012/08	2015-07-31	ASR1	Sunny	11:15	1-hour TSP	76	ug/m3
TMCLKL	HY/2012/08	2015-07-31	ASR5	Sunny	09:01	1-hour TSP	86	ug/m3
TMCLKL	HY/2012/08	2015-07-31	ASR5	Sunny	10:03	1-hour TSP	127	ug/m3
TMCLKL	HY/2012/08	2015-07-31	ASR5	Sunny	11:05	1-hour TSP	69	ug/m3
TMCLKL	HY/2012/08	2015-07-31	ASR6	Sunny	08:50	1-hour TSP	117	ug/m3
TMCLKL	HY/2012/08	2015-07-31	ASR6	Sunny	09:52	1-hour TSP	79	ug/m3
TMCLKL	HY/2012/08	2015-07-31	ASR6	Sunny	10:54	1-hour TSP	75	ug/m3
TMCLKL	HY/2012/08	2015-07-31	ASR10	Sunny	08:40	1-hour TSP	65	ug/m3
TMCLKL	HY/2012/08	2015-07-31	ASR10	Sunny	09:42	1-hour TSP	56	ug/m3
TMCLKL	HY/2012/08	2015-07-31	ASR10	Sunny	10:44	1-hour TSP	63	ug/m3
TMCLKL	HY/2012/08	2015-07-02	AQMS1	Sunny	17:25	24-hour TSP	58	ug/m3
TMCLKL	HY/2012/08	2015-07-02	ASR1	Sunny	17:13	24-hour TSP	59	ug/m3
TMCLKL	HY/2012/08	2015-07-02	ASR5	Sunny	17:01	24-hour TSP	73	ug/m3
TMCLKL	HY/2012/08	2015-07-02	ASR6	Sunny	16:49	24-hour TSP	71	ug/m3
TMCLKL	HY/2012/08	2015-07-02	ASR10	Sunny	16:39	24-hour TSP	50	ug/m3
TMCLKL	HY/2012/08	2015-07-05	ASR10	Sunny	17:26	24-hour TSP	63	ug/m3
TMCLKL	HY/2012/08	2015-07-05	ASR6	Sunny	17:37	24-hour TSP	69	ug/m3
TMCLKL	HY/2012/08	2015-07-05	ASR5	Sunny	17:49	24-hour TSP	90	ug/m3
TMCLKL	HY/2012/08	2015-07-05	ASR1	Sunny	18:01	24-hour TSP	70	ug/m3
TMCLKL	HY/2012/08	2015-07-05	AQMS1	Sunny	18:12	24-hour TSP	71	ug/m3
TMCLKL	HY/2012/08	2015-07-07	ASR10	Sunny	17:26	24-hour TSP	63	ug/m3
TMCLKL	HY/2012/08	2015-07-07	ASR6	Sunny	17:37	24-hour TSP	69	ug/m3
TMCLKL	HY/2012/08	2015-07-07	ASR5	Sunny	17:49	24-hour TSP	90	ug/m3
TMCLKL	HY/2012/08	2015-07-07	ASR1	Sunny	18:01	24-hour TSP	70	ug/m3
TMCLKL	HY/2012/08	2015-07-07	AQMS1	Sunny	18:12	24-hour TSP	71	ug/m3



Project	Works	Date	Station	Weather	Start time	Parameters	Results	units
TMCLKL	HY/2012/08	2015-07-10	AQMS1	Sunny	17:39	24-hour TSP	66	ug/m3
TMCLKL	HY/2012/08	2015-07-10	ASR1	Sunny	17:27	24-hour TSP	83	ug/m3
TMCLKL	HY/2012/08	2015-07-10	ASR5	Sunny	17:14	24-hour TSP	96	ug/m3
TMCLKL	HY/2012/08	2015-07-10	ASR6	Sunny	17:04	24-hour TSP	72	ug/m3
TMCLKL	HY/2012/08	2015-07-10	ASR10	Sunny	16:53	24-hour TSP	52	ug/m3
TMCLKL	HY/2012/08	2015-07-13	AQMS1	Sunny	17:08	24-hour TSP	60	ug/m3
TMCLKL	HY/2012/08	2015-07-13	ASR1	Sunny	16:56	24-hour TSP	72	ug/m3
TMCLKL	HY/2012/08	2015-07-13	ASR5	Sunny	16:44	24-hour TSP	67	ug/m3
TMCLKL	HY/2012/08	2015-07-13	ASR6	Sunny	16:33	24-hour TSP	61	ug/m3
TMCLKL	HY/2012/08	2015-07-13	ASR10	Sunny	16:23	24-hour TSP	55	ug/m3
TMCLKL	HY/2012/08	2015-07-16	AQMS1	Sunny	17:51	24-hour TSP	52	ug/m3
TMCLKL	HY/2012/08	2015-07-16	ASR1	Sunny	17:39	24-hour TSP	63	ug/m3
TMCLKL	HY/2012/08	2015-07-16	ASR5	Sunny	17:29	24-hour TSP	67	ug/m3
TMCLKL	HY/2012/08	2015-07-16	ASR6	Sunny	17:16	24-hour TSP	59	ug/m3
TMCLKL	HY/2012/08	2015-07-16	ASR10	Sunny	17:06	24-hour TSP	55	ug/m3
TMCLKL	HY/2012/08	2015-07-19	ASR10	Sunny	12:14	24-hour TSP	45	ug/m3
TMCLKL	HY/2012/08	2015-07-19	ASR6	Sunny	12:25	24-hour TSP	51	ug/m3
TMCLKL	HY/2012/08	2015-07-19	ASR5	Sunny	12:36	24-hour TSP	69	ug/m3
TMCLKL	HY/2012/08	2015-07-19	ASR1	Sunny	12:48	24-hour TSP	69	ug/m3
TMCLKL	HY/2012/08	2015-07-19	AQMS1	Sunny	13:01	24-hour TSP	62	ug/m3
TMCLKL	HY/2012/08	2015-07-22	ASR10	Cloudy	16:44	24-hour TSP	46	ug/m3
TMCLKL	HY/2012/08	2015-07-22	AQMS1	Cloudy	17:30	24-hour TSP	65	ug/m3
TMCLKL	HY/2012/08	2015-07-22	ASR1	Cloudy	17:19	24-hour TSP	50	ug/m3
TMCLKL	HY/2012/08	2015-07-22	ASR5	Cloudy	17:06	24-hour TSP	78	ug/m3
TMCLKL	HY/2012/08	2015-07-22	ASR6	Cloudy	16:55	24-hour TSP	74	ug/m3
TMCLKL	HY/2012/08	2015-07-25	ASR10	Sunny	15:23	24-hour TSP	61	ug/m3
TMCLKL	HY/2012/08	2015-07-25	ASR6	Sunny	15:33	24-hour TSP	61	ug/m3
TMCLKL	HY/2012/08	2015-07-25	ASR5	Sunny	15:43	24-hour TSP	63	ug/m3
TMCLKL	HY/2012/08	2015-07-25	ASR1	Sunny	15:56	24-hour TSP	56	ug/m3
TMCLKL	HY/2012/08	2015-07-25	AQMS1	Sunny	16:08	24-hour TSP	55	ug/m3

<b>Project</b>	<b>Works</b>	<b>Date</b>	<b>Station</b>	<b>Weather</b>	<b>Start time</b>	<b>Parameters</b>	<b>Results</b>	<b>units</b>
TMCLKL	HY/2012/08	2015-07-28	AQMS1	Sunny	17:33	24-hour TSP	54	ug/m3
TMCLKL	HY/2012/08	2015-07-28	ASR1	Sunny	17:22	24-hour TSP	53	ug/m3
TMCLKL	HY/2012/08	2015-07-28	ASR5	Sunny	17:10	24-hour TSP	74	ug/m3
TMCLKL	HY/2012/08	2015-07-28	ASR6	Sunny	16:59	24-hour TSP	59	ug/m3
TMCLKL	HY/2012/08	2015-07-28	ASR10	Sunny	16:48	24-hour TSP	49	ug/m3
TMCLKL	HY/2012/08	2015-07-31	AQMS1	Sunny	12:29	24-hour TSP	58	ug/m3
TMCLKL	HY/2012/08	2015-07-31	ASR1	Sunny	12:17	24-hour TSP	61	ug/m3
TMCLKL	HY/2012/08	2015-07-31	ASR5	Sunny	12:07	24-hour TSP	51	ug/m3
TMCLKL	HY/2012/08	2015-07-31	ASR6	Sunny	11:56	24-hour TSP	50	ug/m3
TMCLKL	HY/2012/08	2015-07-31	ASR10	Sunny	11:46	24-hour TSP	52	ug/m3