

Figure G.1 Impact Monitoring – 1-hour Total Suspended Particulates ($\mu\text{g}/\text{m}^3$) at AQMS1 between 1 June 2015 and 30 September 2015 during impact monitoring period. The weather conditions during the monitoring period varied from sunny to cloudy. Major land-based construction activities included: Construction of capping beam and base slab for Ventilation Shaft at Works Area – Portion N-C (1/8/2015 – 30/9/2015), Excavation for Ventilation Shaft at Works Area – Portion N-C (1/6/2015 – 31/7/2015) and Setting up of Slurry Treatment Plant (1/6/2015 – 31/7/2015). Ref: 0212330_Impact AQM graphs_September 2015_REV a.xlsx



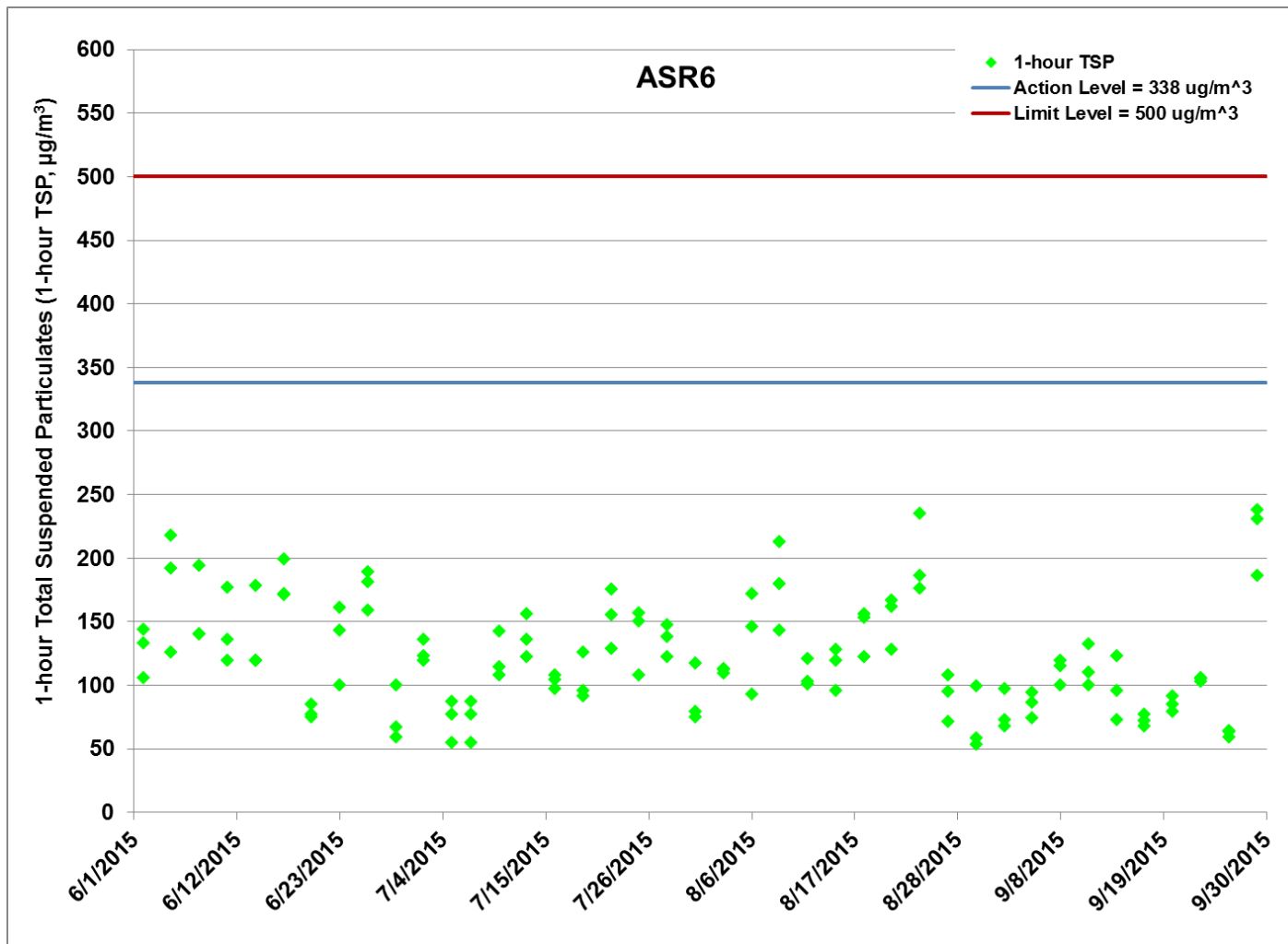


Figure G.2 Impact Monitoring - 1-hour Total Suspended Particulates ($\mu\text{g}/\text{m}^3$) at ASR6 between 1 June 2015 and 30 September 2015 during impact monitoring period. The weather conditions during the monitoring period varied from sunny to cloudy. Major land-based construction activities included: Construction of capping beam and base slab for Ventilation Shaft at Works Area - Portion N-C (1/8/2015 - 30/9/2015), Excavation for Ventilation Shaft at Works Area - Portion N-C (1/6/2015 - 31/7/2015) and Setting up of Slurry Treatment Plant (1/6/2015 - 31/7/2015). Ref: 0212330_Impact AQM graphs_September 2015_REV a.xlsx



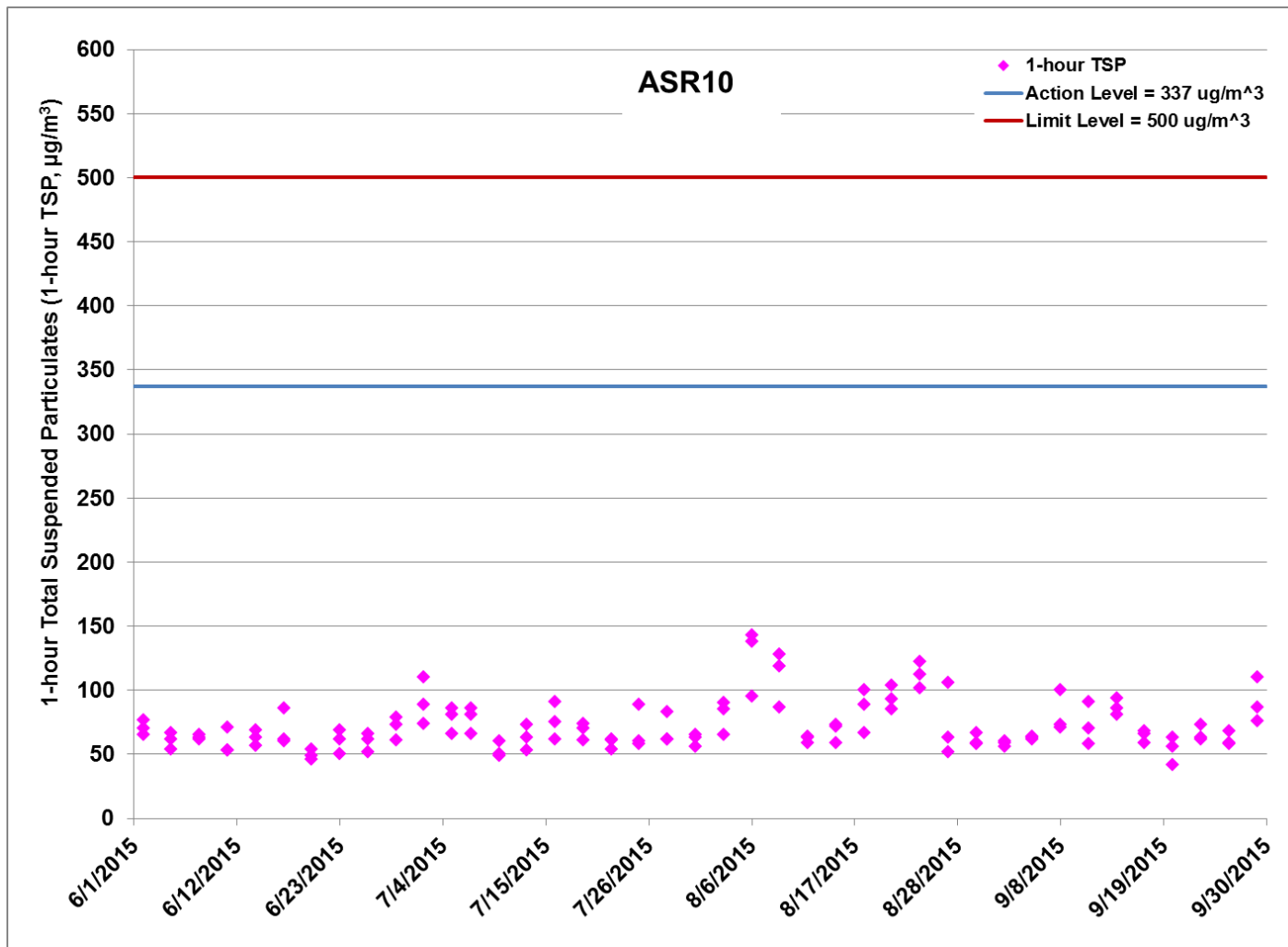


Figure G.5 Impact Monitoring - 1-hour Total Suspended Particulates ($\mu\text{g}/\text{m}^3$) at ASR10 between 1 June 2015 and 30 September 2015 during impact monitoring period. The weather conditions during the monitoring period varied from sunny to cloudy. Major land-based construction activities included: Construction of capping beam and base slab for Ventilation Shaft at Works Area - Portion N-C (1/8/2015 - 30/9/2015), Excavation for Ventilation Shaft at Works Area - Portion N-C (1/6/2015 - 31/7/2015) and Setting up of Slurry Treatment Plant (1/6/2015 - 31/7/2015). Ref: 0212330_Impact AQM graphs_September 2015_REV a.xlsx



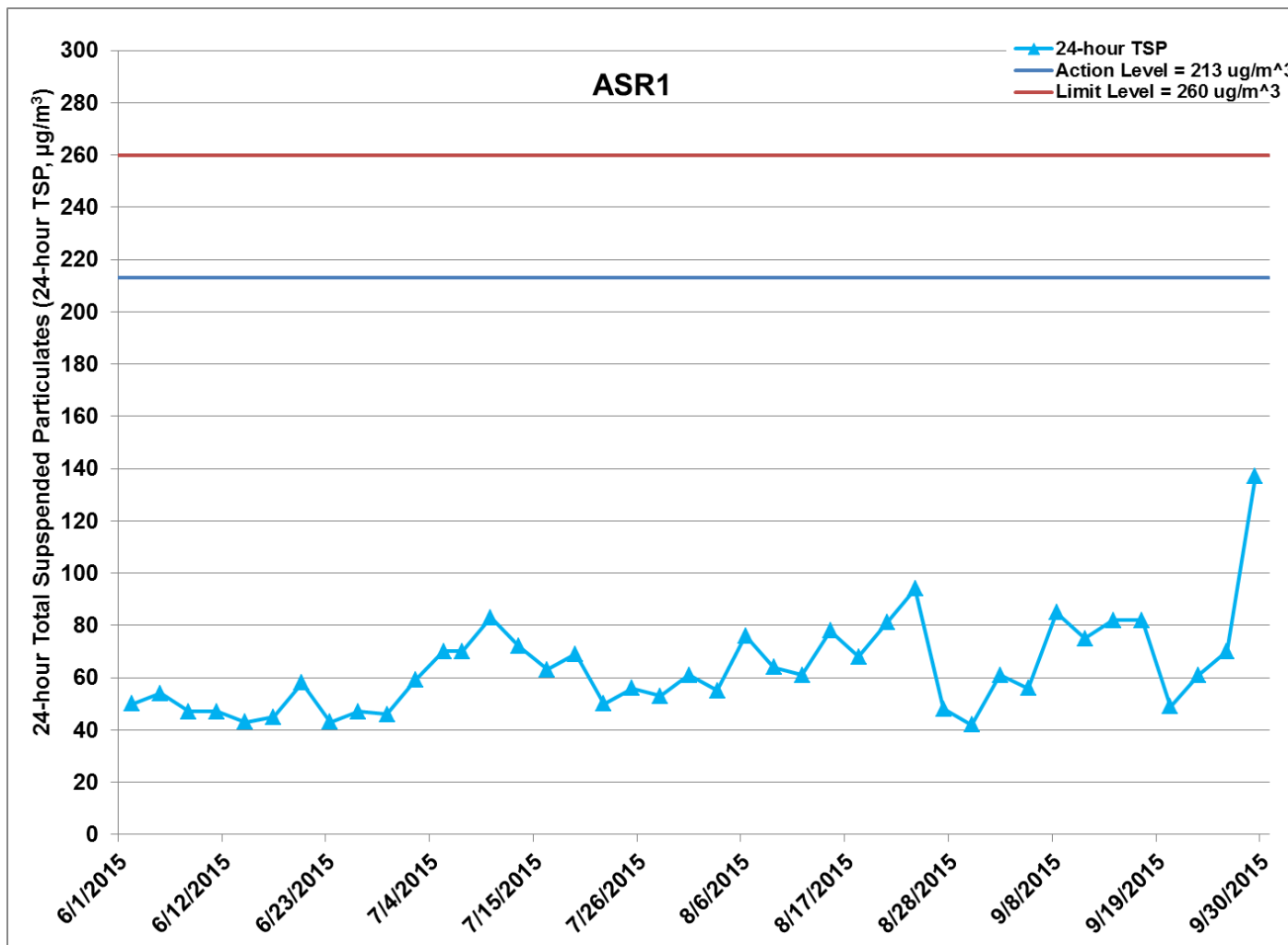


Figure G.6 Impact Monitoring - 24-hour Total Suspended Particulates ($\mu\text{g}/\text{m}^3$) at ASR1 between 1 June 2015 and 30 September 2015 during impact monitoring period. The weather conditions during the monitoring period varied from sunny to cloudy. Major land-based construction activities included: Construction of capping beam and base slab for Ventilation Shaft at Works Area - Portion N-C (1/8/2015 - 30/9/2015), Excavation for Ventilation Shaft at Works Area - Portion N-C (1/6/2015 - 31/7/2015) and Setting up of Slurry Treatment Plant (1/6/2015 - 31/7/2015). Ref: 0212330_Impact AQM graphs_September 2015_REV a.xlsx



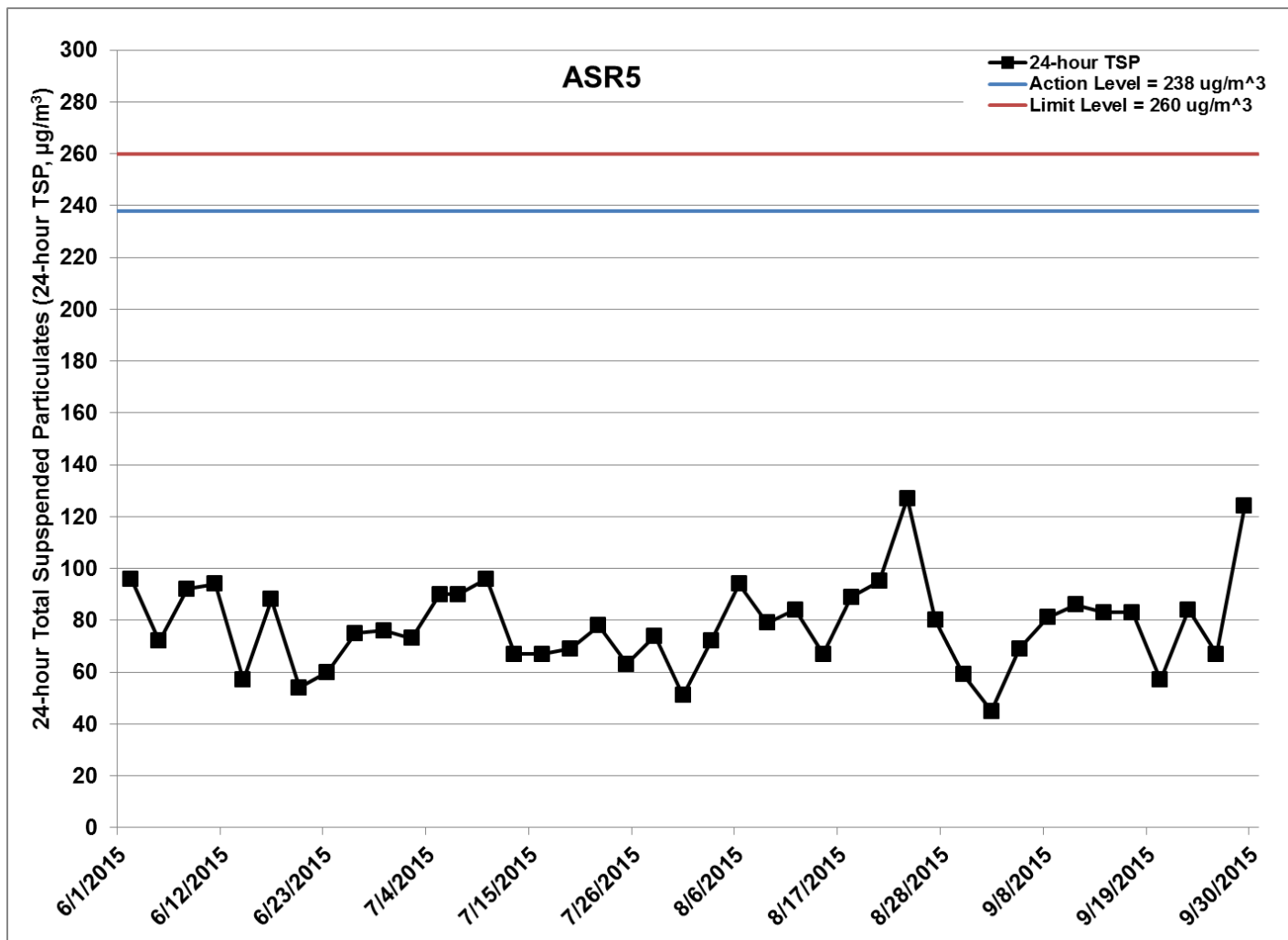


Figure G.7 Impact Monitoring - 24-hour Total Suspended Particulates ($\mu\text{g}/\text{m}^3$) at ASR5 between 1 June 2015 and 30 September 2015 during impact monitoring period. The weather conditions during the monitoring period varied from sunny to cloudy. Major land-based construction activities included: Construction of capping beam and base slab for Ventilation Shaft at Works Area - Portion N-C (1/8/2015 - 30/9/2015), Excavation for Ventilation Shaft at Works Area - Portion N-C (1/6/2015 - 31/7/2015) and Setting up of Slurry Treatment Plant (1/6/2015 - 31/7/2015). Ref: 0212330_Impact AQM graphs_September 2015_REV a.xlsx



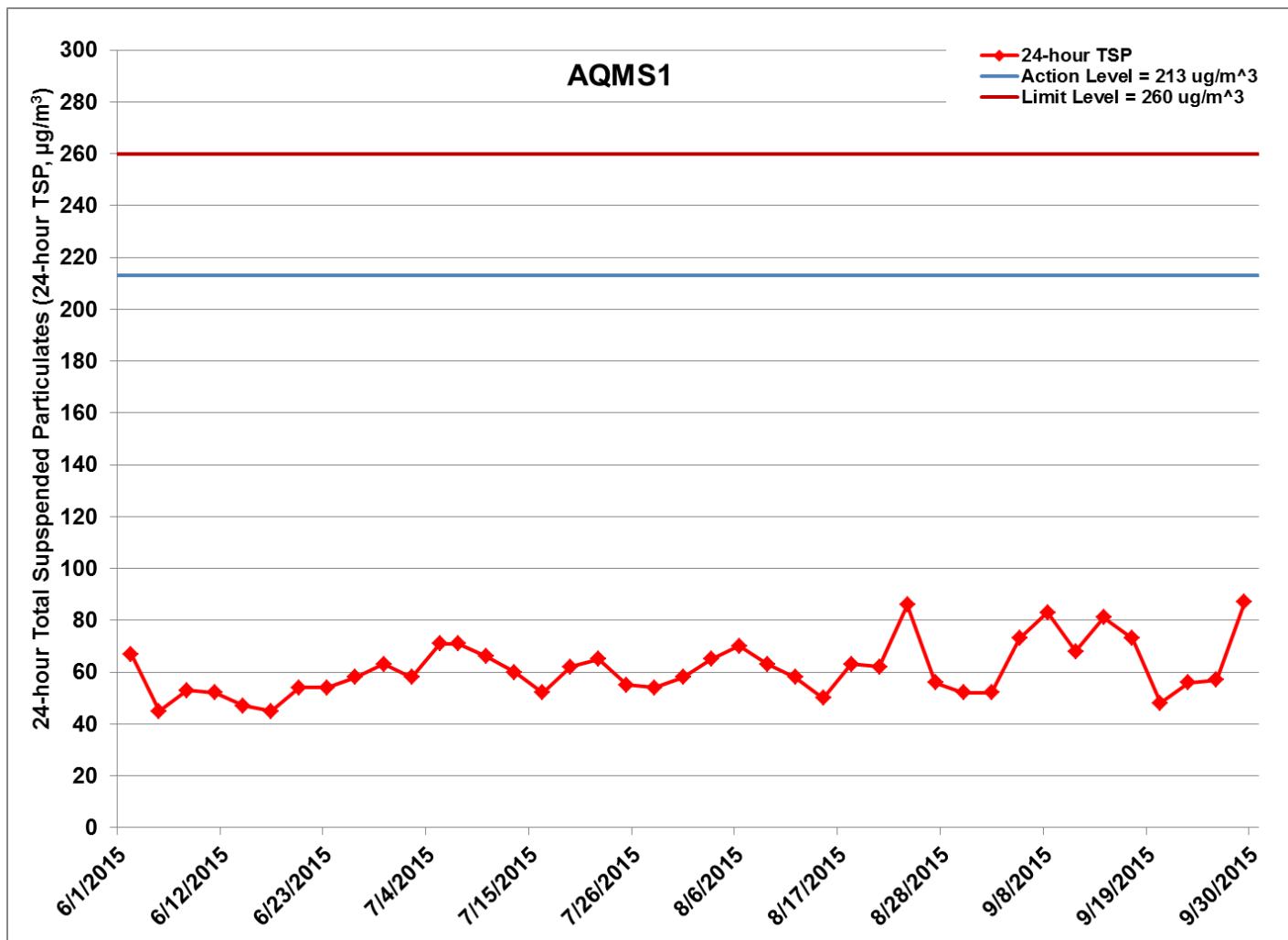


Figure G.8 Impact Monitoring - 24-hour Total Suspended Particulates ($\mu\text{g}/\text{m}^3$) at AQMS1 between 1 June 2015 and 30 September 2015 during impact monitoring period. The weather conditions during the monitoring period varied from sunny to cloudy. Major land-based construction activities included: Construction of capping beam and base slab for Ventilation Shaft at Works Area - Portion N-C (1/8/2015 - 30/9/2015), Excavation for Ventilation Shaft at Works Area - Portion N-C (1/6/2015 - 31/7/2015) and Setting up of Slurry Treatment Plant (1/6/2015 - 31/7/2015). Ref: 0212330_Impact AQM graphs_September 2015_REV a.xlsx



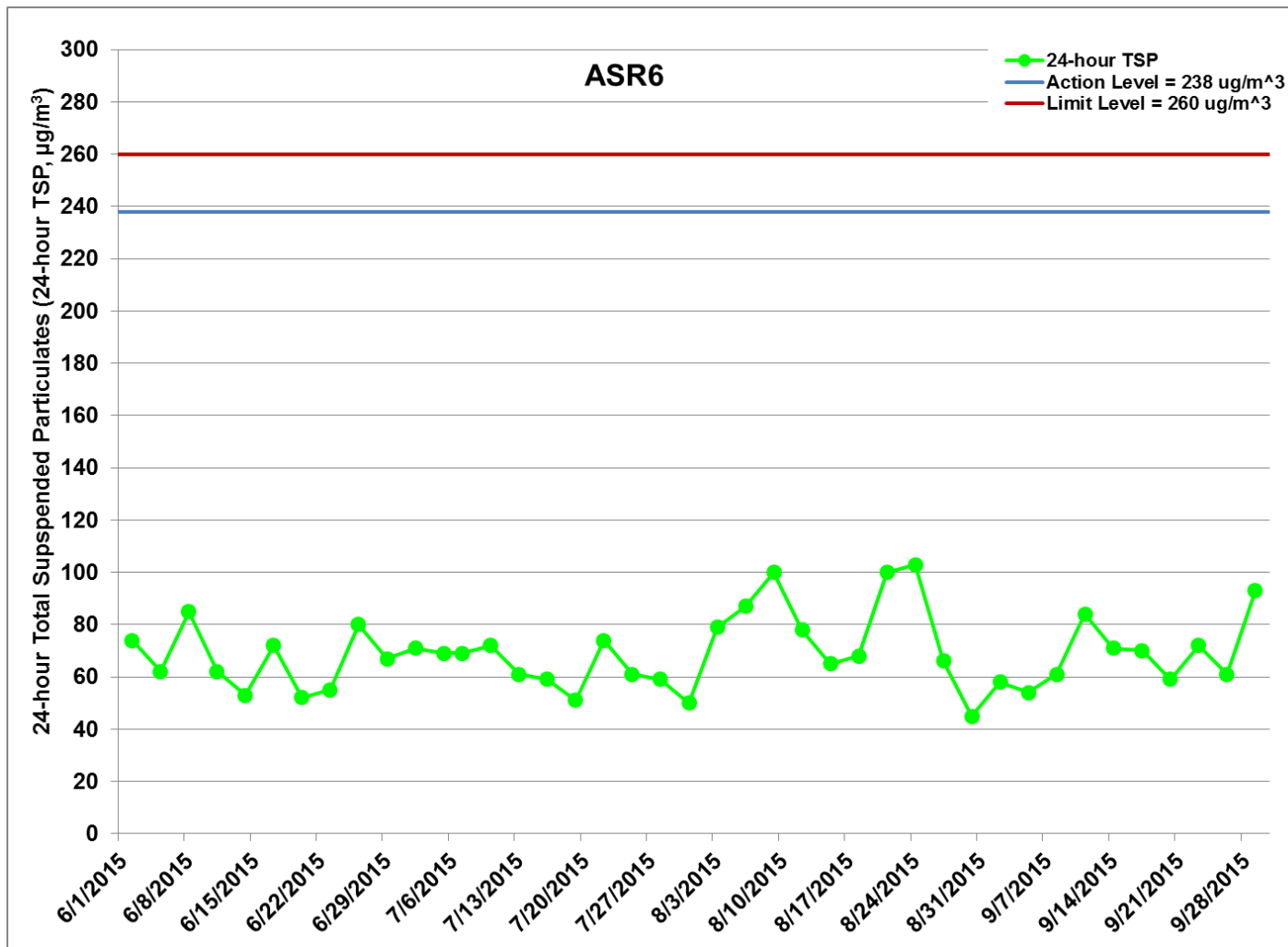


Figure G.9 Impact Monitoring - 24-hour Total Suspended Particulates ($\mu\text{g}/\text{m}^3$) at ASR6 between 1 June 2015 and 30 September 2015 during impact monitoring period. The weather conditions during the monitoring period varied from sunny to cloudy. Major land-based construction activities included: Construction of capping beam and base slab for Ventilation Shaft at Works Area - Portion N-C (1/8/2015 - 30/9/2015), Excavation for Ventilation Shaft at Works Area - Portion N-C (1/6/2015 - 31/7/2015) and Setting up of Slurry Treatment Plant (1/6/2015 - 31/7/2015). Ref: 0212330_Impact AQM graphs_September 2015_REV a.xlsx



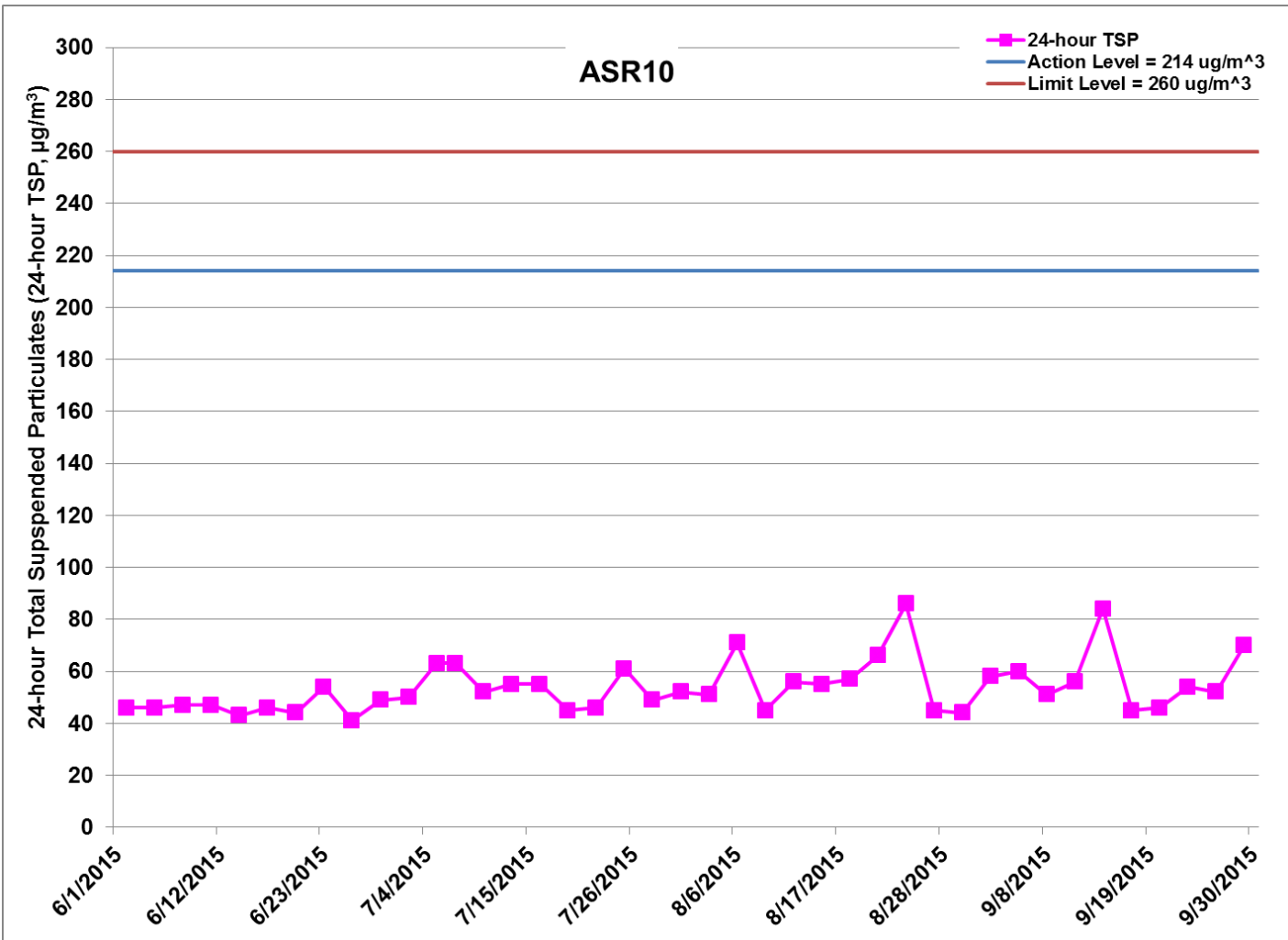


Figure G.10 Impact Monitoring - 24-hour Total Suspended Particulates ($\mu\text{g}/\text{m}^3$) at ASR10 between 1 June 2015 and 30 September 2015 during impact monitoring period. The weather conditions during the monitoring period varied from sunny to cloudy. Major land-based construction activities included: Construction of capping beam and base slab for Ventilation Shaft at Works Area - Portion N-C (1/8/2015 - 30/9/2015), Excavation for Ventilation Shaft at Works Area - Portion N-C (1/6/2015 - 31/7/2015) and Setting up of Slurry Treatment Plant (1/6/2015 - 31/7/2015). Ref: 0212330_Impact AQM graphs_September 2015_REV a.xlsx



Project	Works	Date	Station	Weather	Start time	Parameters	Results	units
TMCLKL	HY/2012/08	2015-09-02	ASR10	Cloudy	14:06	1-hour TSP	59	ug/m3
TMCLKL	HY/2012/08	2015-09-02	ASR10	Cloudy	15:08	1-hour TSP	60	ug/m3
TMCLKL	HY/2012/08	2015-09-02	ASR10	Cloudy	16:10	1-hour TSP	56	ug/m3
TMCLKL	HY/2012/08	2015-09-02	ASR6	Cloudy	14:17	1-hour TSP	73	ug/m3
TMCLKL	HY/2012/08	2015-09-02	ASR6	Cloudy	15:19	1-hour TSP	68	ug/m3
TMCLKL	HY/2012/08	2015-09-02	ASR6	Cloudy	16:21	1-hour TSP	97	ug/m3
TMCLKL	HY/2012/08	2015-09-02	ASR5	Cloudy	14:27	1-hour TSP	52	ug/m3
TMCLKL	HY/2012/08	2015-09-02	ASR5	Cloudy	15:29	1-hour TSP	68	ug/m3
TMCLKL	HY/2012/08	2015-09-02	ASR5	Cloudy	16:31	1-hour TSP	63	ug/m3
TMCLKL	HY/2012/08	2015-09-02	ASR1	Cloudy	14:38	1-hour TSP	146	ug/m3
TMCLKL	HY/2012/08	2015-09-02	ASR1	Cloudy	15:40	1-hour TSP	108	ug/m3
TMCLKL	HY/2012/08	2015-09-02	ASR1	Cloudy	16:42	1-hour TSP	163	ug/m3
TMCLKL	HY/2012/08	2015-09-02	AQMS1	Cloudy	14:50	1-hour TSP	49	ug/m3
TMCLKL	HY/2012/08	2015-09-02	AQMS1	Cloudy	15:52	1-hour TSP	54	ug/m3
TMCLKL	HY/2012/08	2015-09-02	AQMS1	Cloudy	16:54	1-hour TSP	78	ug/m3
TMCLKL	HY/2012/08	2015-09-05	AQMS1	Sunny	14:50	1-hour TSP	70	ug/m3
TMCLKL	HY/2012/08	2015-09-05	AQMS1	Sunny	15:52	1-hour TSP	107	ug/m3
TMCLKL	HY/2012/08	2015-09-05	AQMS1	Sunny	16:54	1-hour TSP	134	ug/m3
TMCLKL	HY/2012/08	2015-09-05	ASR1	Sunny	14:38	1-hour TSP	123	ug/m3
TMCLKL	HY/2012/08	2015-09-05	ASR1	Sunny	15:40	1-hour TSP	66	ug/m3
TMCLKL	HY/2012/08	2015-09-05	ASR1	Sunny	16:42	1-hour TSP	85	ug/m3
TMCLKL	HY/2012/08	2015-09-05	ASR5	Sunny	14:27	1-hour TSP	124	ug/m3
TMCLKL	HY/2012/08	2015-09-05	ASR5	Sunny	15:29	1-hour TSP	145	ug/m3
TMCLKL	HY/2012/08	2015-09-05	ASR5	Sunny	16:31	1-hour TSP	147	ug/m3
TMCLKL	HY/2012/08	2015-09-05	ASR6	Sunny	14:15	1-hour TSP	86	ug/m3
TMCLKL	HY/2012/08	2015-09-05	ASR6	Sunny	15:17	1-hour TSP	94	ug/m3
TMCLKL	HY/2012/08	2015-09-05	ASR6	Sunny	16:19	1-hour TSP	74	ug/m3
TMCLKL	HY/2012/08	2015-09-05	ASR10	Sunny	14:04	1-hour TSP	62	ug/m3
TMCLKL	HY/2012/08	2015-09-05	ASR10	Sunny	15:06	1-hour TSP	63	ug/m3
TMCLKL	HY/2012/08	2015-09-05	ASR10	Sunny	16:08	1-hour TSP	64	ug/m3

Project	Works	Date	Station	Weather	Start time	Parameters	Results	units
TMCLKL	HY/2012/08	2015-09-08	ASR10	Sunny	13:40	1-hour TSP	73	ug/m3
TMCLKL	HY/2012/08	2015-09-08	ASR10	Sunny	14:42	1-hour TSP	71	ug/m3
TMCLKL	HY/2012/08	2015-09-08	ASR10	Sunny	15:44	1-hour TSP	100	ug/m3
TMCLKL	HY/2012/08	2015-09-08	ASR6	Sunny	13:51	1-hour TSP	100	ug/m3
TMCLKL	HY/2012/08	2015-09-08	ASR6	Sunny	14:53	1-hour TSP	119	ug/m3
TMCLKL	HY/2012/08	2015-09-08	ASR6	Sunny	15:55	1-hour TSP	115	ug/m3
TMCLKL	HY/2012/08	2015-09-08	ASR5	Sunny	14:03	1-hour TSP	107	ug/m3
TMCLKL	HY/2012/08	2015-09-08	ASR5	Sunny	15:05	1-hour TSP	112	ug/m3
TMCLKL	HY/2012/08	2015-09-08	ASR5	Sunny	16:07	1-hour TSP	116	ug/m3
TMCLKL	HY/2012/08	2015-09-08	ASR1	Sunny	14:15	1-hour TSP	93	ug/m3
TMCLKL	HY/2012/08	2015-09-08	ASR1	Sunny	15:17	1-hour TSP	80	ug/m3
TMCLKL	HY/2012/08	2015-09-08	ASR1	Sunny	16:19	1-hour TSP	85	ug/m3
TMCLKL	HY/2012/08	2015-09-08	AQMS1	Sunny	14:27	1-hour TSP	95	ug/m3
TMCLKL	HY/2012/08	2015-09-08	AQMS1	Sunny	15:29	1-hour TSP	102	ug/m3
TMCLKL	HY/2012/08	2015-09-08	AQMS1	Sunny	16:31	1-hour TSP	127	ug/m3
TMCLKL	HY/2012/08	2015-09-11	ASR10	Sunny	13:22	1-hour TSP	91	ug/m3
TMCLKL	HY/2012/08	2015-09-11	ASR10	Sunny	14:24	1-hour TSP	70	ug/m3
TMCLKL	HY/2012/08	2015-09-11	ASR10	Sunny	15:26	1-hour TSP	58	ug/m3
TMCLKL	HY/2012/08	2015-09-11	ASR6	Sunny	13:33	1-hour TSP	132	ug/m3
TMCLKL	HY/2012/08	2015-09-11	ASR6	Sunny	14:35	1-hour TSP	110	ug/m3
TMCLKL	HY/2012/08	2015-09-11	ASR6	Sunny	15:37	1-hour TSP	100	ug/m3
TMCLKL	HY/2012/08	2015-09-11	ASR5	Sunny	13:43	1-hour TSP	147	ug/m3
TMCLKL	HY/2012/08	2015-09-11	ASR5	Sunny	14:45	1-hour TSP	102	ug/m3
TMCLKL	HY/2012/08	2015-09-11	ASR5	Sunny	15:47	1-hour TSP	105	ug/m3
TMCLKL	HY/2012/08	2015-09-11	ASR1	Sunny	13:45	1-hour TSP	110	ug/m3
TMCLKL	HY/2012/08	2015-09-11	ASR1	Sunny	14:47	1-hour TSP	76	ug/m3
TMCLKL	HY/2012/08	2015-09-11	ASR1	Sunny	15:49	1-hour TSP	84	ug/m3
TMCLKL	HY/2012/08	2015-09-11	AQMS1	Sunny	13:56	1-hour TSP	67	ug/m3
TMCLKL	HY/2012/08	2015-09-11	AQMS1	Sunny	14:58	1-hour TSP	97	ug/m3
TMCLKL	HY/2012/08	2015-09-11	AQMS1	Sunny	16:00	1-hour TSP	107	ug/m3

Project	Works	Date	Station	Weather	Start time	Parameters	Results	units
TMCLKL	HY/2012/08	2015-09-14	ASR10	Sunny	13:55	1-hour TSP	86	ug/m3
TMCLKL	HY/2012/08	2015-09-14	ASR10	Sunny	14:57	1-hour TSP	81	ug/m3
TMCLKL	HY/2012/08	2015-09-14	ASR10	Sunny	15:59	1-hour TSP	94	ug/m3
TMCLKL	HY/2012/08	2015-09-14	ASR6	Sunny	14:06	1-hour TSP	123	ug/m3
TMCLKL	HY/2012/08	2015-09-14	ASR6	Sunny	16:10	1-hour TSP	96	ug/m3
TMCLKL	HY/2012/08	2015-09-14	ASR6	Sunny	15:08	1-hour TSP	73	ug/m3
TMCLKL	HY/2012/08	2015-09-14	ASR5	Sunny	14:17	1-hour TSP	130	ug/m3
TMCLKL	HY/2012/08	2015-09-14	ASR5	Sunny	15:19	1-hour TSP	112	ug/m3
TMCLKL	HY/2012/08	2015-09-14	ASR5	Sunny	16:21	1-hour TSP	105	ug/m3
TMCLKL	HY/2012/08	2015-09-14	ASR1	Sunny	14:29	1-hour TSP	123	ug/m3
TMCLKL	HY/2012/08	2015-09-14	ASR1	Sunny	15:31	1-hour TSP	96	ug/m3
TMCLKL	HY/2012/08	2015-09-14	ASR1	Sunny	16:33	1-hour TSP	102	ug/m3
TMCLKL	HY/2012/08	2015-09-14	AQMS1	Sunny	14:40	1-hour TSP	126	ug/m3
TMCLKL	HY/2012/08	2015-09-14	AQMS1	Sunny	15:42	1-hour TSP	110	ug/m3
TMCLKL	HY/2012/08	2015-09-14	AQMS1	Sunny	16:44	1-hour TSP	149	ug/m3
TMCLKL	HY/2012/08	2015-09-17	ASR10	Sunny	13:52	1-hour TSP	66	ug/m3
TMCLKL	HY/2012/08	2015-09-17	ASR10	Sunny	14:54	1-hour TSP	59	ug/m3
TMCLKL	HY/2012/08	2015-09-17	ASR10	Sunny	15:56	1-hour TSP	68	ug/m3
TMCLKL	HY/2012/08	2015-09-17	ASR6	Sunny	14:02	1-hour TSP	77	ug/m3
TMCLKL	HY/2012/08	2015-09-17	ASR6	Sunny	15:04	1-hour TSP	68	ug/m3
TMCLKL	HY/2012/08	2015-09-17	ASR6	Sunny	16:06	1-hour TSP	72	ug/m3
TMCLKL	HY/2012/08	2015-09-17	ASR5	Sunny	14:13	1-hour TSP	78	ug/m3
TMCLKL	HY/2012/08	2015-09-17	ASR5	Sunny	15:15	1-hour TSP	100	ug/m3
TMCLKL	HY/2012/08	2015-09-17	ASR5	Sunny	16:17	1-hour TSP	70	ug/m3
TMCLKL	HY/2012/08	2015-09-17	ASR1	Sunny	14:25	1-hour TSP	96	ug/m3
TMCLKL	HY/2012/08	2015-09-17	ASR1	Sunny	15:27	1-hour TSP	110	ug/m3
TMCLKL	HY/2012/08	2015-09-17	ASR1	Sunny	16:29	1-hour TSP	76	ug/m3
TMCLKL	HY/2012/08	2015-09-17	AQMS1	Sunny	14:36	1-hour TSP	94	ug/m3
TMCLKL	HY/2012/08	2015-09-17	AQMS1	Sunny	15:38	1-hour TSP	122	ug/m3
TMCLKL	HY/2012/08	2015-09-17	AQMS1	Sunny	16:40	1-hour TSP	97	ug/m3

Project	Works	Date	Station	Weather	Start time	Parameters	Results	units
TMCLKL	HY/2012/08	2015-09-20	ASR10	Sunny	09:05	1-hour TSP	42	ug/m3
TMCLKL	HY/2012/08	2015-09-20	ASR10	Sunny	10:07	1-hour TSP	56	ug/m3
TMCLKL	HY/2012/08	2015-09-20	ASR10	Sunny	11:09	1-hour TSP	63	ug/m3
TMCLKL	HY/2012/08	2015-09-20	ASR6	Sunny	09:17	1-hour TSP	91	ug/m3
TMCLKL	HY/2012/08	2015-09-20	ASR6	Sunny	10:19	1-hour TSP	85	ug/m3
TMCLKL	HY/2012/08	2015-09-20	ASR6	Sunny	11:21	1-hour TSP	79	ug/m3
TMCLKL	HY/2012/08	2015-09-20	ASR5	Sunny	09:28	1-hour TSP	74	ug/m3
TMCLKL	HY/2012/08	2015-09-20	ASR5	Sunny	10:30	1-hour TSP	81	ug/m3
TMCLKL	HY/2012/08	2015-09-20	ASR5	Sunny	11:32	1-hour TSP	91	ug/m3
TMCLKL	HY/2012/08	2015-09-20	ASR1	Sunny	09:39	1-hour TSP	60	ug/m3
TMCLKL	HY/2012/08	2015-09-20	ASR1	Sunny	10:41	1-hour TSP	58	ug/m3
TMCLKL	HY/2012/08	2015-09-20	ASR1	Sunny	11:43	1-hour TSP	56	ug/m3
TMCLKL	HY/2012/08	2015-09-20	AQMS1	Sunny	09:51	1-hour TSP	62	ug/m3
TMCLKL	HY/2012/08	2015-09-20	AQMS1	Sunny	10:53	1-hour TSP	70	ug/m3
TMCLKL	HY/2012/08	2015-09-20	AQMS1	Sunny	11:55	1-hour TSP	65	ug/m3
TMCLKL	HY/2012/08	2015-09-23	ASR10	Sunny	13:18	1-hour TSP	62	ug/m3
TMCLKL	HY/2012/08	2015-09-23	ASR10	Sunny	14:20	1-hour TSP	63	ug/m3
TMCLKL	HY/2012/08	2015-09-23	ASR10	Sunny	15:22	1-hour TSP	73	ug/m3
TMCLKL	HY/2012/08	2015-09-23	ASR6	Sunny	13:29	1-hour TSP	106	ug/m3
TMCLKL	HY/2012/08	2015-09-23	ASR6	Sunny	14:31	1-hour TSP	105	ug/m3
TMCLKL	HY/2012/08	2015-09-23	ASR6	Sunny	15:33	1-hour TSP	103	ug/m3
TMCLKL	HY/2012/08	2015-09-23	ASR5	Sunny	13:39	1-hour TSP	115	ug/m3
TMCLKL	HY/2012/08	2015-09-23	ASR5	Sunny	14:41	1-hour TSP	76	ug/m3
TMCLKL	HY/2012/08	2015-09-23	ASR5	Sunny	15:43	1-hour TSP	86	ug/m3
TMCLKL	HY/2012/08	2015-09-23	ASR1	Sunny	13:50	1-hour TSP	64	ug/m3
TMCLKL	HY/2012/08	2015-09-23	ASR1	Sunny	14:52	1-hour TSP	78	ug/m3
TMCLKL	HY/2012/08	2015-09-23	ASR1	Sunny	15:54	1-hour TSP	75	ug/m3
TMCLKL	HY/2012/08	2015-09-23	AQMS1	Sunny	14:02	1-hour TSP	94	ug/m3
TMCLKL	HY/2012/08	2015-09-23	AQMS1	Sunny	15:04	1-hour TSP	85	ug/m3
TMCLKL	HY/2012/08	2015-09-23	AQMS1	Sunny	16:06	1-hour TSP	93	ug/m3

Project	Works	Date	Station	Weather	Start time	Parameters	Results	units
TMCLKL	HY/2012/08	2015-09-26	ASR10	Sunny	14:35	1-hour TSP	68	ug/m3
TMCLKL	HY/2012/08	2015-09-26	ASR10	Sunny	15:37	1-hour TSP	58	ug/m3
TMCLKL	HY/2012/08	2015-09-26	ASR10	Sunny	16:39	1-hour TSP	59	ug/m3
TMCLKL	HY/2012/08	2015-09-26	ASR6	Sunny	14:46	1-hour TSP	64	ug/m3
TMCLKL	HY/2012/08	2015-09-26	ASR6	Sunny	15:48	1-hour TSP	59	ug/m3
TMCLKL	HY/2012/08	2015-09-26	ASR6	Sunny	16:50	1-hour TSP	63	ug/m3
TMCLKL	HY/2012/08	2015-09-26	ASR5	Sunny	14:56	1-hour TSP	76	ug/m3
TMCLKL	HY/2012/08	2015-09-26	ASR5	Sunny	15:58	1-hour TSP	99	ug/m3
TMCLKL	HY/2012/08	2015-09-26	ASR5	Sunny	17:00	1-hour TSP	108	ug/m3
TMCLKL	HY/2012/08	2015-09-26	ASR1	Sunny	15:08	1-hour TSP	119	ug/m3
TMCLKL	HY/2012/08	2015-09-26	ASR1	Sunny	16:10	1-hour TSP	78	ug/m3
TMCLKL	HY/2012/08	2015-09-26	ASR1	Sunny	17:12	1-hour TSP	128	ug/m3
TMCLKL	HY/2012/08	2015-09-26	AQMS1	Sunny	15:19	1-hour TSP	63	ug/m3
TMCLKL	HY/2012/08	2015-09-26	AQMS1	Sunny	16:21	1-hour TSP	77	ug/m3
TMCLKL	HY/2012/08	2015-09-26	AQMS1	Sunny	17:23	1-hour TSP	86	ug/m3
TMCLKL	HY/2012/08	2015-09-29	ASR10	Sunny	14:18	1-hour TSP	76	ug/m3
TMCLKL	HY/2012/08	2015-09-29	ASR10	Sunny	15:20	1-hour TSP	110	ug/m3
TMCLKL	HY/2012/08	2015-09-29	ASR10	Sunny	16:22	1-hour TSP	87	ug/m3
TMCLKL	HY/2012/08	2015-09-29	ASR6	Sunny	14:29	1-hour TSP	186	ug/m3
TMCLKL	HY/2012/08	2015-09-29	ASR6	Sunny	15:31	1-hour TSP	238	ug/m3
TMCLKL	HY/2012/08	2015-09-29	ASR6	Sunny	16:33	1-hour TSP	231	ug/m3
TMCLKL	HY/2012/08	2015-09-29	ASR5	Sunny	14:40	1-hour TSP	236	ug/m3
TMCLKL	HY/2012/08	2015-09-29	ASR5	Sunny	15:42	1-hour TSP	293	ug/m3
TMCLKL	HY/2012/08	2015-09-29	ASR5	Sunny	16:44	1-hour TSP	276	ug/m3
TMCLKL	HY/2012/08	2015-09-29	ASR1	Sunny	14:50	1-hour TSP	187	ug/m3
TMCLKL	HY/2012/08	2015-09-29	ASR1	Sunny	15:52	1-hour TSP	247	ug/m3
TMCLKL	HY/2012/08	2015-09-29	ASR1	Sunny	16:54	1-hour TSP	283	ug/m3
TMCLKL	HY/2012/08	2015-09-29	AQMS1	Sunny	15:02	1-hour TSP	127	ug/m3
TMCLKL	HY/2012/08	2015-09-29	AQMS1	Sunny	16:04	1-hour TSP	153	ug/m3
TMCLKL	HY/2012/08	2015-09-29	AQMS1	Sunny	17:06	1-hour TSP	167	ug/m3

Project	Works	Date	Station	Weather	Start time	Parameters	Results	units
TMCLKL	HY/2012/08	2015-09-02	ASR10	Cloudy	17:12	24-hour TSP	58	ug/m3
TMCLKL	HY/2012/08	2015-09-02	ASR6	Cloudy	17:23	24-hour TSP	58	ug/m3
TMCLKL	HY/2012/08	2015-09-02	ASR5	Cloudy	17:33	24-hour TSP	45	ug/m3
TMCLKL	HY/2012/08	2015-09-02	ASR1	Cloudy	17:44	24-hour TSP	61	ug/m3
TMCLKL	HY/2012/08	2015-09-02	AQMS1	Cloudy	17:56	24-hour TSP	52	ug/m3
TMCLKL	HY/2012/08	2015-09-05	AQMS1	Sunny	17:56	24-hour TSP	73	ug/m3
TMCLKL	HY/2012/08	2015-09-05	ASR1	Sunny	17:44	24-hour TSP	56	ug/m3
TMCLKL	HY/2012/08	2015-09-05	ASR5	Sunny	17:33	24-hour TSP	69	ug/m3
TMCLKL	HY/2012/08	2015-09-05	ASR6	Sunny	17:21	24-hour TSP	54	ug/m3
TMCLKL	HY/2012/08	2015-09-05	ASR10	Sunny	17:10	24-hour TSP	60	ug/m3
TMCLKL	HY/2012/08	2015-09-08	ASR10	Sunny	16:46	24-hour TSP	51	ug/m3
TMCLKL	HY/2012/08	2015-09-08	ASR6	Sunny	16:57	24-hour TSP	61	ug/m3
TMCLKL	HY/2012/08	2015-09-08	ASR5	Sunny	17:09	24-hour TSP	81	ug/m3
TMCLKL	HY/2012/08	2015-09-08	ASR1	Sunny	17:21	24-hour TSP	85	ug/m3
TMCLKL	HY/2012/08	2015-09-08	AQMS1	Sunny	17:33	24-hour TSP	83	ug/m3
TMCLKL	HY/2012/08	2015-09-11	ASR10	Sunny	16:28	24-hour TSP	56	ug/m3
TMCLKL	HY/2012/08	2015-09-11	ASR6	Sunny	16:39	24-hour TSP	84	ug/m3
TMCLKL	HY/2012/08	2015-09-11	ASR5	Sunny	16:49	24-hour TSP	86	ug/m3
TMCLKL	HY/2012/08	2015-09-11	ASR1	Sunny	16:51	24-hour TSP	75	ug/m3
TMCLKL	HY/2012/08	2015-09-11	AQMS1	Sunny	17:02	24-hour TSP	68	ug/m3
TMCLKL	HY/2012/08	2015-09-14	ASR10	Sunny	17:01	24-hour TSP	84	ug/m3
TMCLKL	HY/2012/08	2015-09-14	ASR6	Sunny	17:12	24-hour TSP	71	ug/m3
TMCLKL	HY/2012/08	2015-09-14	ASR5	Sunny	17:23	24-hour TSP	83	ug/m3
TMCLKL	HY/2012/08	2015-09-14	ASR1	Sunny	17:35	24-hour TSP	82	ug/m3
TMCLKL	HY/2012/08	2015-09-14	AQMS1	Sunny	17:46	24-hour TSP	81	ug/m3
TMCLKL	HY/2012/08	2015-09-17	ASR10	Sunny	16:58	24-hour TSP	45	ug/m3
TMCLKL	HY/2012/08	2015-09-17	ASR6	Sunny	17:08	24-hour TSP	70	ug/m3
TMCLKL	HY/2012/08	2015-09-17	ASR5	Sunny	17:19	24-hour TSP	83	ug/m3
TMCLKL	HY/2012/08	2015-09-17	ASR1	Sunny	17:31	24-hour TSP	82	ug/m3
TMCLKL	HY/2012/08	2015-09-17	AQMS1	Sunny	17:42	24-hour TSP	73	ug/m3

Project	Works	Date	Station	Weather	Start time	Parameters	Results	units
TMCLKL	HY/2012/08	2015-09-20	ASR10	Sunny	12:11	24-hour TSP	46	ug/m3
TMCLKL	HY/2012/08	2015-09-20	ASR6	Sunny	12:33	24-hour TSP	59	ug/m3
TMCLKL	HY/2012/08	2015-09-20	ASR5	Sunny	12:34	24-hour TSP	57	ug/m3
TMCLKL	HY/2012/08	2015-09-20	ASR1	Sunny	12:45	24-hour TSP	49	ug/m3
TMCLKL	HY/2012/08	2015-09-20	AQMS1	Sunny	12:57	24-hour TSP	48	ug/m3
TMCLKL	HY/2012/08	2015-09-23	ASR10	Sunny	16:24	24-hour TSP	54	ug/m3
TMCLKL	HY/2012/08	2015-09-23	ASR6	Sunny	16:35	24-hour TSP	72	ug/m3
TMCLKL	HY/2012/08	2015-09-23	ASR5	Sunny	16:45	24-hour TSP	84	ug/m3
TMCLKL	HY/2012/08	2015-09-23	ASR1	Sunny	16:56	24-hour TSP	61	ug/m3
TMCLKL	HY/2012/08	2015-09-23	AQMS1	Sunny	17:08	24-hour TSP	56	ug/m3
TMCLKL	HY/2012/08	2015-09-26	ASR10	Sunny	17:41	24-hour TSP	52	ug/m3
TMCLKL	HY/2012/08	2015-09-26	ASR6	Sunny	17:52	24-hour TSP	61	ug/m3
TMCLKL	HY/2012/08	2015-09-26	ASR5	Sunny	18:02	24-hour TSP	67	ug/m3
TMCLKL	HY/2012/08	2015-09-26	ASR1	Sunny	18:14	24-hour TSP	70	ug/m3
TMCLKL	HY/2012/08	2015-09-26	AQMS1	Sunny	18:25	24-hour TSP	57	ug/m3
TMCLKL	HY/2012/08	2015-09-29	ASR10	Sunny	17:24	24-hour TSP	70	ug/m3
TMCLKL	HY/2012/08	2015-09-29	ASR6	Sunny	17:35	24-hour TSP	93	ug/m3
TMCLKL	HY/2012/08	2015-09-29	ASR5	Sunny	17:46	24-hour TSP	124	ug/m3
TMCLKL	HY/2012/08	2015-09-29	ASR1	Sunny	17:56	24-hour TSP	137	ug/m3
TMCLKL	HY/2012/08	2015-09-29	AQMS1	Sunny	18:08	24-hour TSP	87	ug/m3