

Figure G.1 Impact Monitoring – 1-hour Total Suspended Particulates ($\mu\text{g}/\text{m}^3$) at AQMS1 between 1 December 2015 and 31 March 2016 during impact monitoring period. The weather conditions during the monitoring period varied from sunny to cloudy. Major land-based construction activities included: Construction of capping beam and base slab for Ventilation Shaft at Works Area – Portion N-C (1/12/2015 – 31/3/2016) and Box Culvert Extension (1/12/2015 – 31/3/2016). Ref: 0212330_Impact AQM graphs_ March 2016_REV a.xlsx



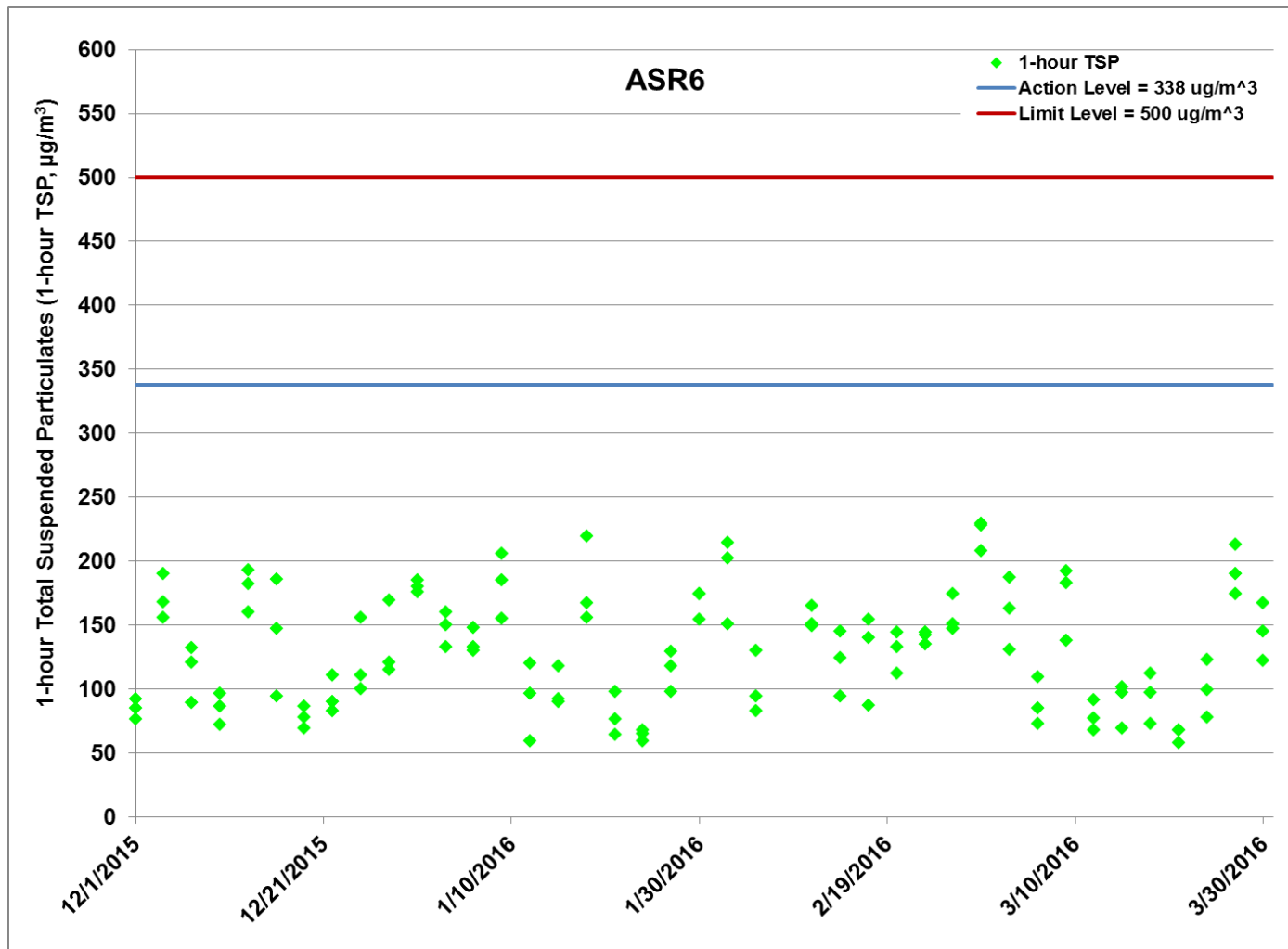


Figure G.2 Impact Monitoring - 1-hour Total Suspended Particulates ($\mu\text{g}/\text{m}^3$) at ASR6 between 1 December 2015 and 31 March 2016 during impact monitoring period. The weather conditions during the monitoring period varied from sunny to cloudy. Major land-based construction activities included: Construction of capping beam and base slab for Ventilation Shaft at Works Area - Portion N-C (1/12/2015 - 31/3/2016) and Box Culvert Extension (1/12/2015 - 31/3/2016). Ref: 0212330_Impact AQM graphs_ March 2016_REV a.xlsx



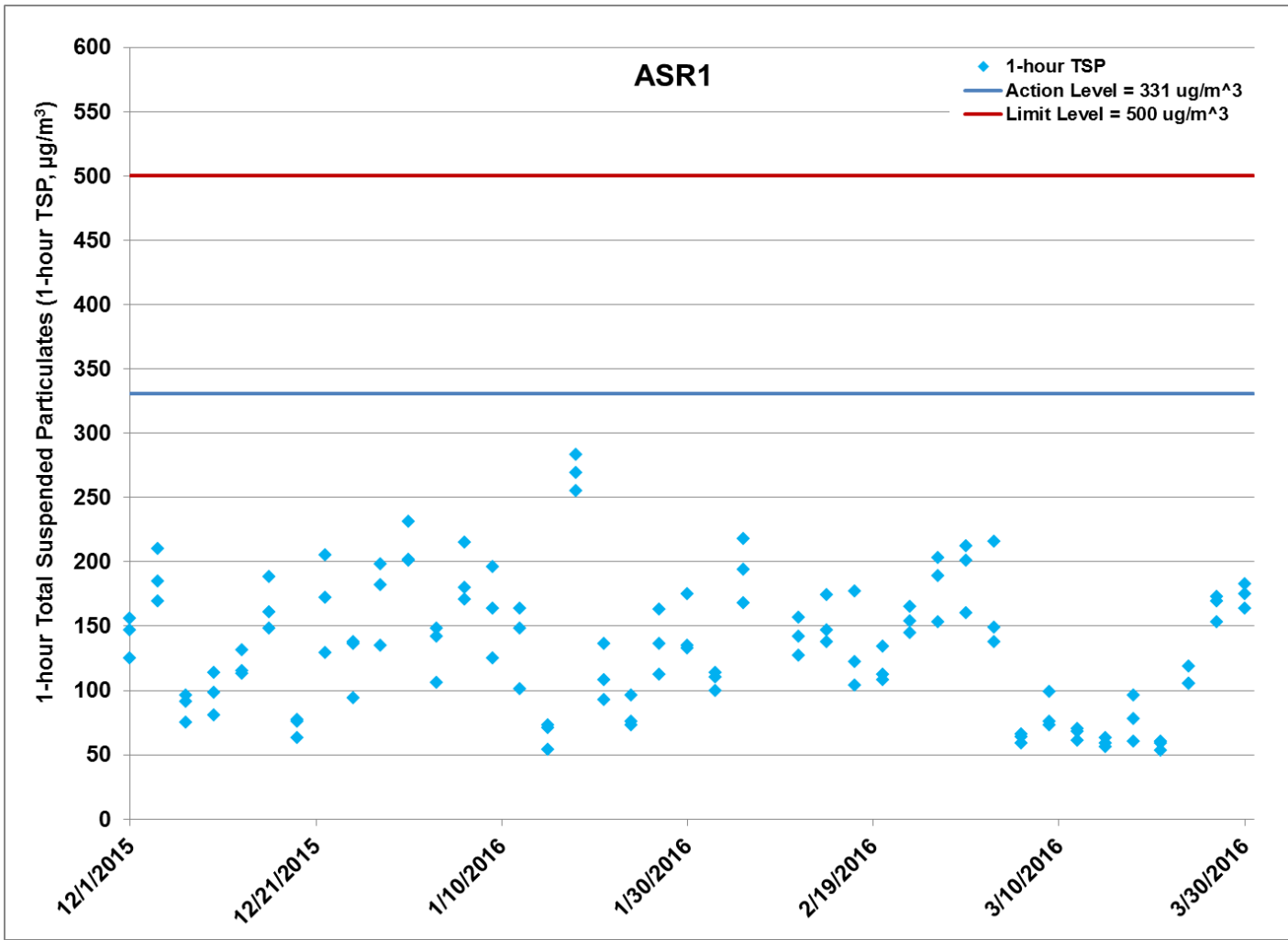


Figure G.3 Impact Monitoring - 1-hour Total Suspended Particulates ($\mu\text{g}/\text{m}^3$) at ASR1 between 1 December 2015 and 31 March 2016 during impact monitoring period. The weather conditions during the monitoring period varied from sunny to cloudy. Major land-based construction activities included: Construction of capping beam and base slab for Ventilation Shaft at Works Area - Portion N-C (1/12/2015 - 31/3/2016) and Box Culvert Extension (1/12/2015 - 31/3/2016). Ref: 0212330_Impact AQM graphs_ March 2016_REV a.xlsx



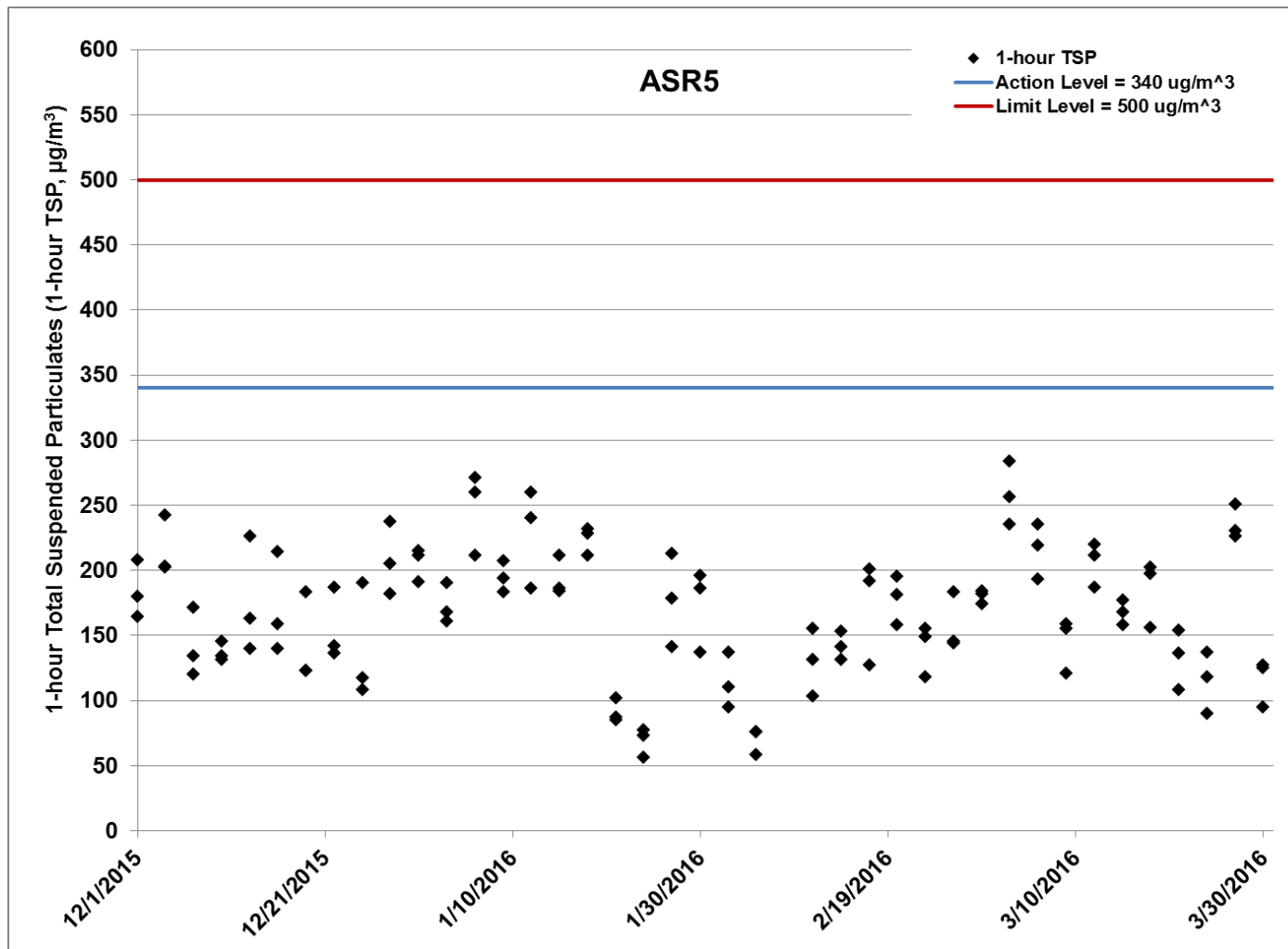


Figure G.4 Impact Monitoring - 1-hour Total Suspended Particulates ($\mu\text{g}/\text{m}^3$) at ASR5 between 1 December 2015 and 31 March 2016 during impact monitoring period. The weather conditions during the monitoring period varied from sunny to cloudy. Major land-based construction activities included: Construction of capping beam and base slab for Ventilation Shaft at Works Area - Portion N-C (1/12/2015 - 31/3/2016) and Box Culvert Extension (1/12/2015 - 31/3/2016). Ref: 0212330_Impact AQM graphs_ March 2016_REV a.xlsx



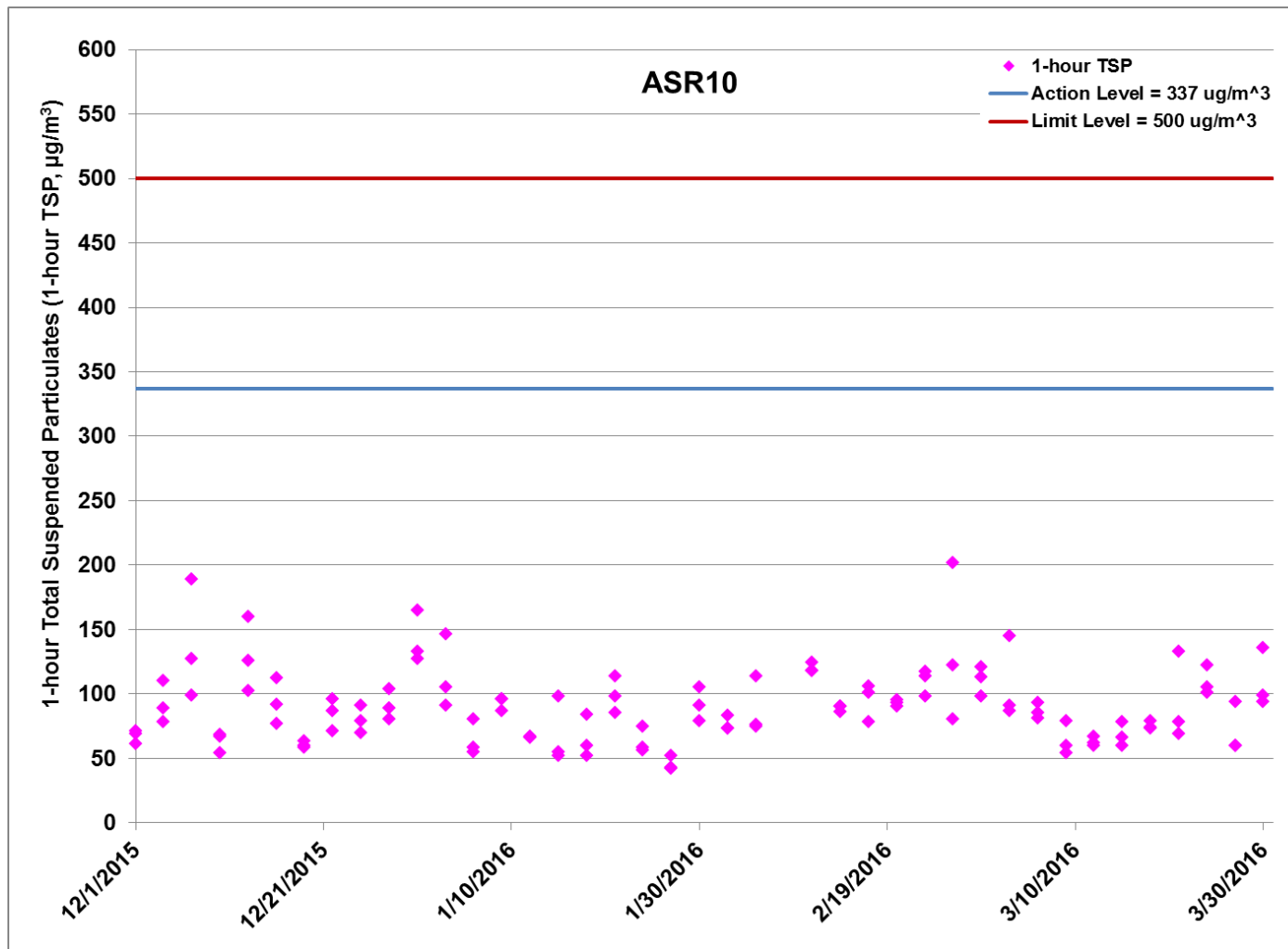


Figure G.5 Impact Monitoring - 1-hour Total Suspended Particulates ($\mu\text{g}/\text{m}^3$) at ASR10 between 1 December 2015 and 31 March 2016 during impact monitoring period. The weather conditions during the monitoring period varied from sunny to cloudy. Major land-based construction activities included: Construction of capping beam and base slab for Ventilation Shaft at Works Area - Portion N-C (1/12/2015 - 31/3/2016) and Box Culvert Extension (1/12/2015 - 31/3/2016). Ref: 0212330_Impact AQM graphs_ March 2016_REV a.xlsx



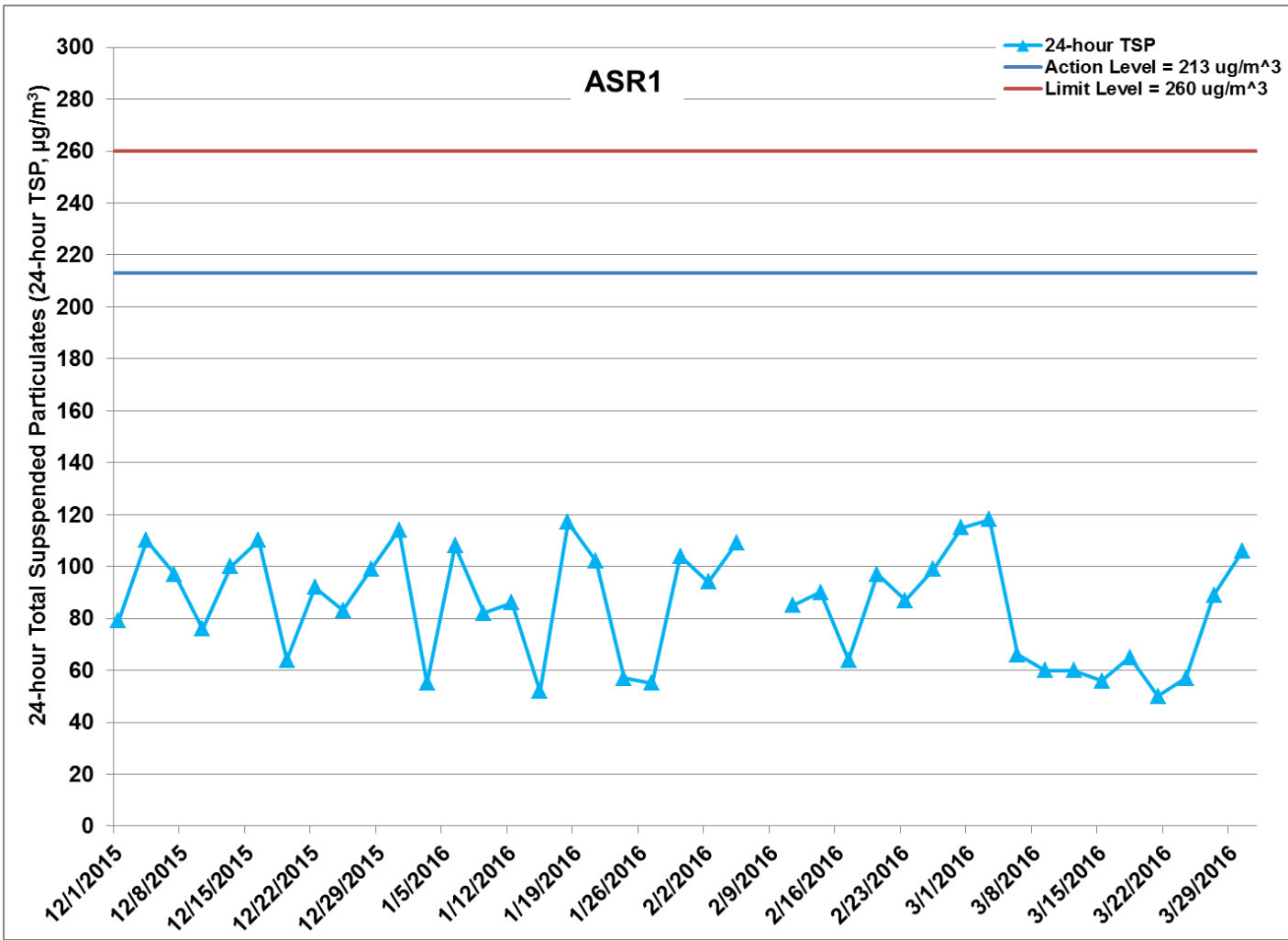


Figure G.6 Impact Monitoring - 24-hour Total Suspended Particulates ($\mu\text{g}/\text{m}^3$) at ASR1 between 1 December 2015 and 31 March 2016 during impact monitoring period. The weather conditions during the monitoring period varied from sunny to cloudy. Major land-based construction activities included: Construction of capping beam and base slab for Ventilation Shaft at Works Area - Portion N-C (1/11/2015 - 29/2/2016) and Box Culvert Extension (1/11/2015 - 29/2/2016). Ref: 0212330_Impact AQM graphs_ March 2016_REV a.xlsx



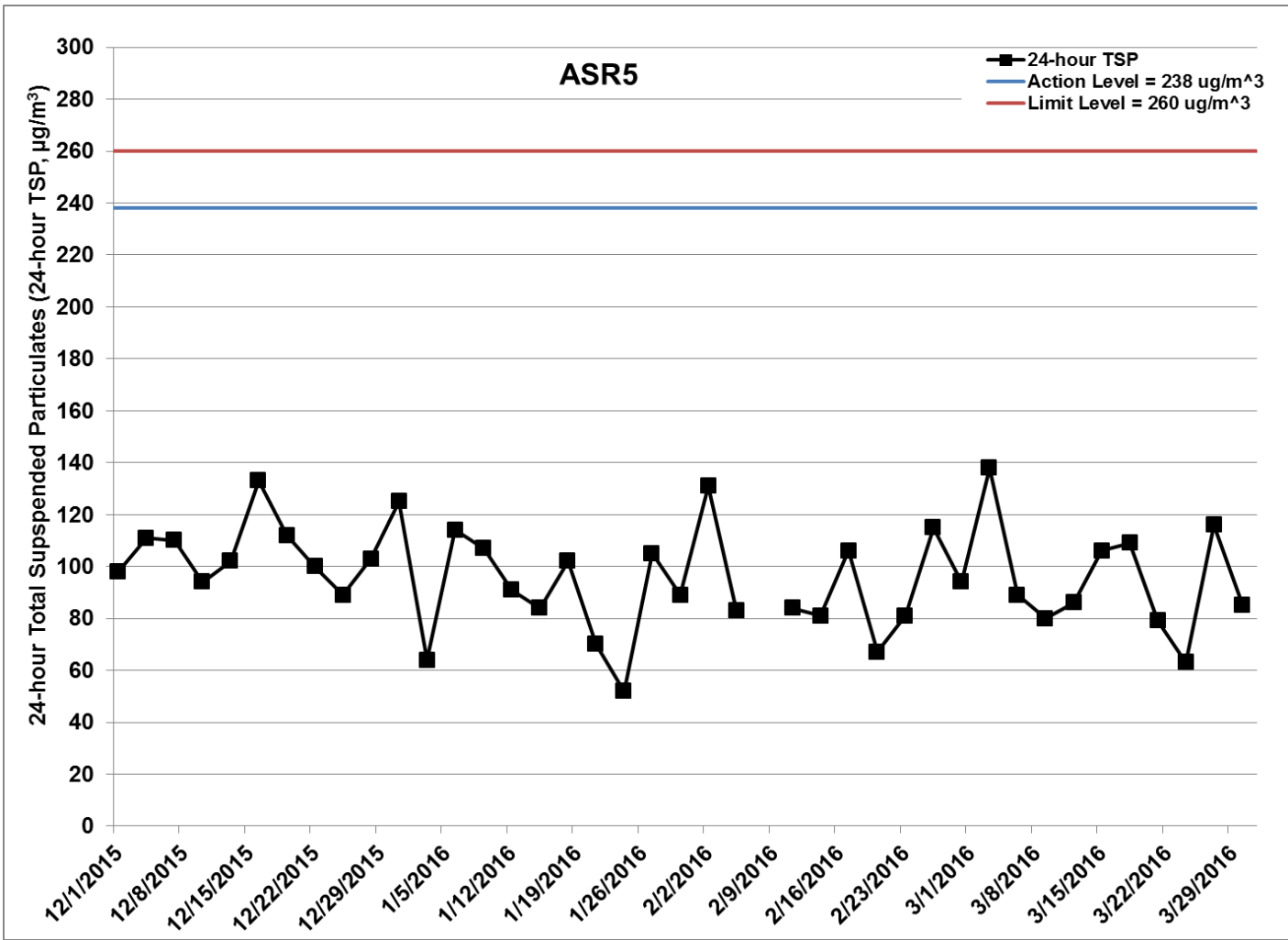


Figure G.7 Impact Monitoring - 24-hour Total Suspended Particulates ($\mu\text{g}/\text{m}^3$) at ASR5 between 1 December 2015 and 31 March 2016 during impact monitoring period. The weather conditions during the monitoring period varied from sunny to cloudy. Major land-based construction activities included: Construction of capping beam and base slab for Ventilation Shaft at Works Area - Portion N-C (1/12/2015 - 31/3/2016) and Box Culvert Extension (1/12/2015 - 31/3/2016). Ref: 0212330_Impact AQM graphs_ March 2016_REV a.xlsx



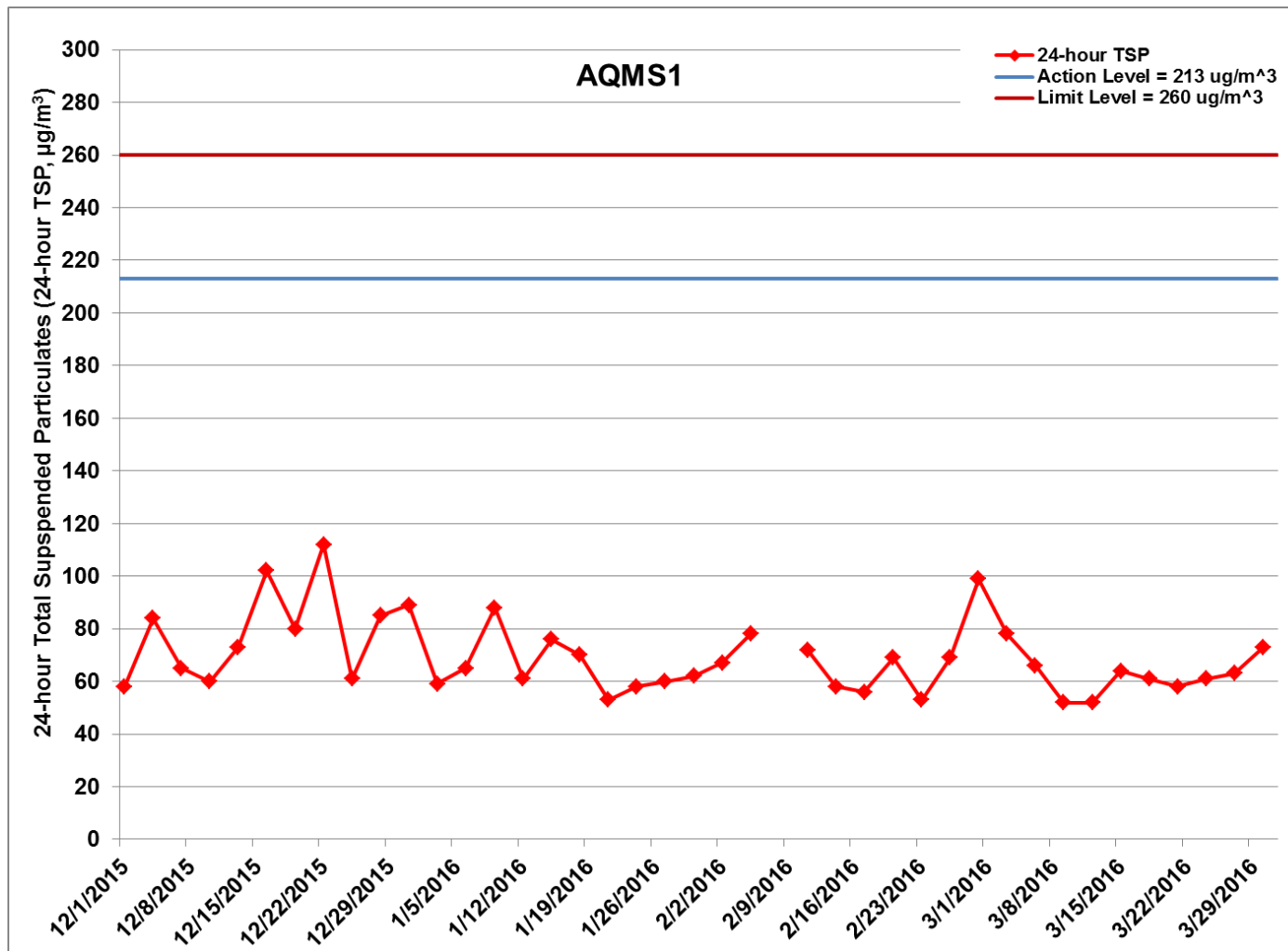


Figure G.8 Impact Monitoring - 24-hour Total Suspended Particulates ($\mu\text{g}/\text{m}^3$) at AQMS1 between 1 December 2015 and 31 March 2016 during impact monitoring period. The weather conditions during the monitoring period varied from sunny to cloudy. Major land-based construction activities included: Construction of capping beam and base slab for Ventilation Shaft at Works Area - Portion N-C (1/12/2015 - 31/3/2016) and Box Culvert Extension (1/12/2015 - 31/3/2016). Ref: 0212330_Impact AQM graphs_March 2016_REV a.xlsx



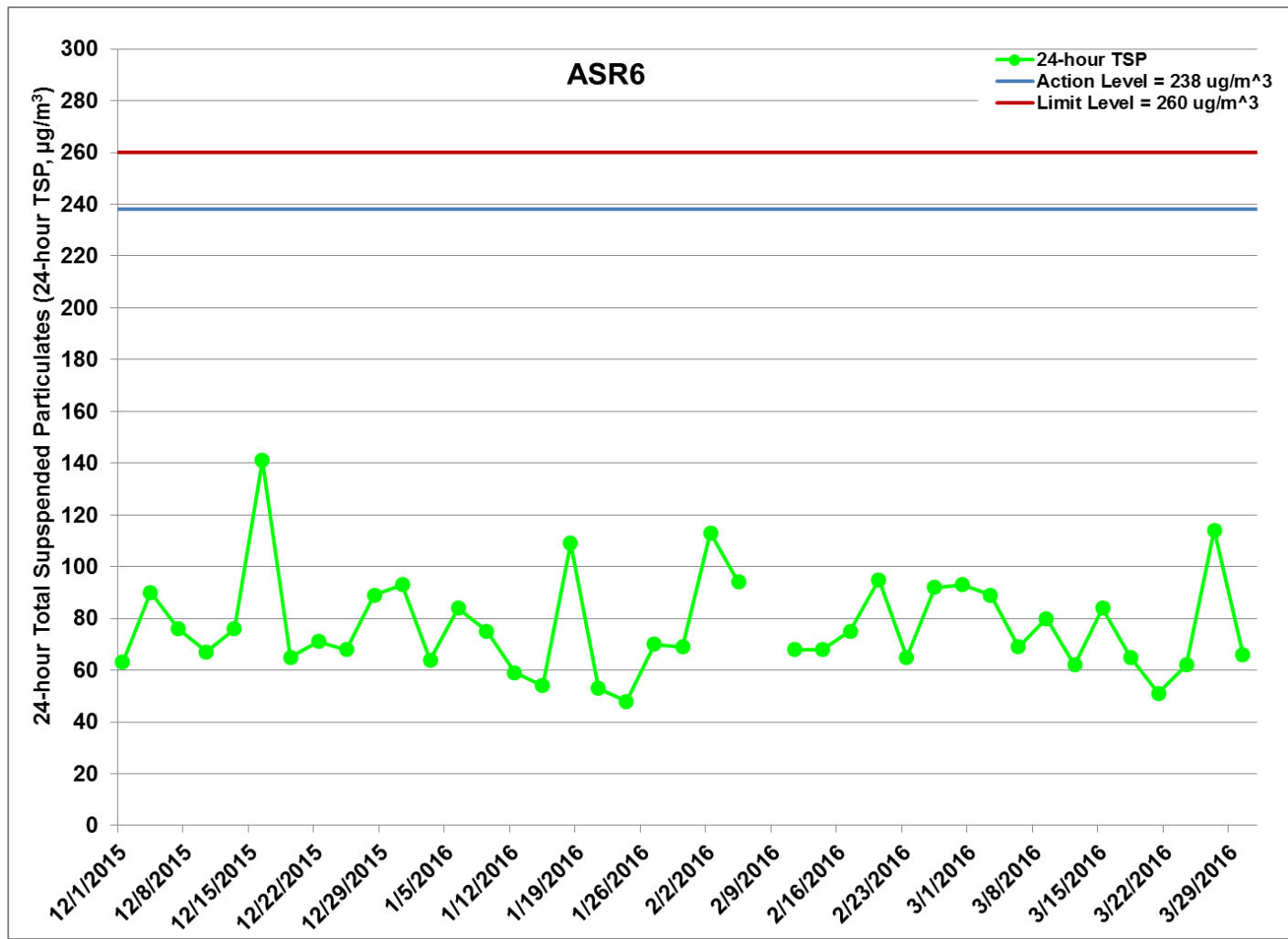


Figure G.9 Impact Monitoring - 24-hour Total Suspended Particulates ($\mu\text{g}/\text{m}^3$) at ASR6 between 1 December 2015 and 31 March 2016 during impact monitoring period. The weather conditions during the monitoring period varied from sunny to cloudy. Major land-based construction activities included: Construction of capping beam and base slab for Ventilation Shaft at Works Area - Portion N-C (1/12/2015 - 31/3/2016) and Box Culvert Extension (1/12/2015 - 31/3/2016). Ref: 0212330_Impact AQM graphs_ March 2016_REV a.xlsx



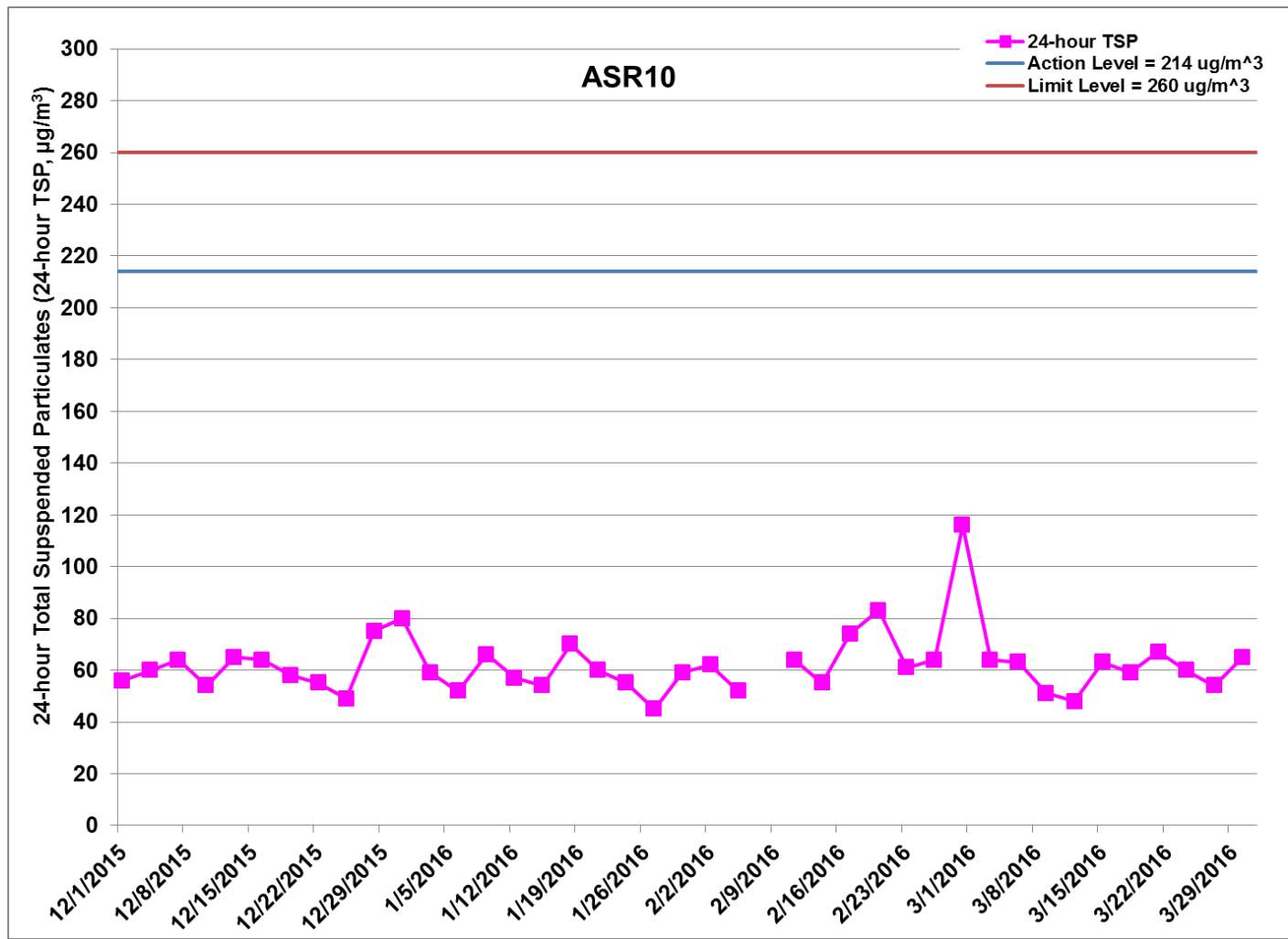


Figure G.10 Impact Monitoring - 24-hour Total Suspended Particulates ($\mu\text{g}/\text{m}^3$) at ASR10 between 1 December 2015 and 31 March 2016 during impact monitoring period. The weather conditions during the monitoring period varied from sunny to cloudy. Major land-based construction activities included: Construction of capping beam and base slab for Ventilation Shaft at Works Area - Portion N-C (1/12/2015 - 31/3/2016) and Box Culvert Extension (1/12/2015 - 31/3/2016). Ref: 0212330_Impact AQM graphs_ March 2016_REV a.xlsx



Project	Works	Date	Station	Weather	Start time	Parameters	Results	units
TMCLKL	HY/2012/08	2016-03-03	AQMS1	Sunny	13:57	1-hour TSP	108	ug/m3
TMCLKL	HY/2012/08	2016-03-03	AQMS1	Sunny	14:59	1-hour TSP	129	ug/m3
TMCLKL	HY/2012/08	2016-03-03	AQMS1	Sunny	16:01	1-hour TSP	157	ug/m3
TMCLKL	HY/2012/08	2016-03-03	ASR1	Sunny	13:46	1-hour TSP	216	ug/m3
TMCLKL	HY/2012/08	2016-03-03	ASR1	Sunny	14:48	1-hour TSP	149	ug/m3
TMCLKL	HY/2012/08	2016-03-03	ASR1	Sunny	15:50	1-hour TSP	138	ug/m3
TMCLKL	HY/2012/08	2016-03-03	ASR10	Sunny	13:14	1-hour TSP	91	ug/m3
TMCLKL	HY/2012/08	2016-03-03	ASR10	Sunny	14:16	1-hour TSP	145	ug/m3
TMCLKL	HY/2012/08	2016-03-03	ASR10	Sunny	15:18	1-hour TSP	87	ug/m3
TMCLKL	HY/2012/08	2016-03-03	ASR5	Sunny	13:36	1-hour TSP	284	ug/m3
TMCLKL	HY/2012/08	2016-03-03	ASR5	Sunny	14:38	1-hour TSP	235	ug/m3
TMCLKL	HY/2012/08	2016-03-03	ASR5	Sunny	15:40	1-hour TSP	256	ug/m3
TMCLKL	HY/2012/08	2016-03-03	ASR6	Sunny	13:24	1-hour TSP	187	ug/m3
TMCLKL	HY/2012/08	2016-03-03	ASR6	Sunny	14:26	1-hour TSP	163	ug/m3
TMCLKL	HY/2012/08	2016-03-03	ASR6	Sunny	15:28	1-hour TSP	131	ug/m3
TMCLKL	HY/2012/08	2016-03-06	AQMS1	Sunny	10:04	1-hour TSP	97	ug/m3
TMCLKL	HY/2012/08	2016-03-06	AQMS1	Sunny	11:06	1-hour TSP	61	ug/m3
TMCLKL	HY/2012/08	2016-03-06	AQMS1	Sunny	12:08	1-hour TSP	91	ug/m3
TMCLKL	HY/2012/08	2016-03-06	ASR1	Sunny	09:53	1-hour TSP	64	ug/m3
TMCLKL	HY/2012/08	2016-03-06	ASR1	Sunny	10:55	1-hour TSP	66	ug/m3
TMCLKL	HY/2012/08	2016-03-06	ASR1	Sunny	11:57	1-hour TSP	59	ug/m3
TMCLKL	HY/2012/08	2016-03-06	ASR10	Sunny	09:21	1-hour TSP	93	ug/m3
TMCLKL	HY/2012/08	2016-03-06	ASR10	Sunny	10:23	1-hour TSP	81	ug/m3
TMCLKL	HY/2012/08	2016-03-06	ASR10	Sunny	11:25	1-hour TSP	85	ug/m3
TMCLKL	HY/2012/08	2016-03-06	ASR5	Sunny	09:42	1-hour TSP	193	ug/m3
TMCLKL	HY/2012/08	2016-03-06	ASR5	Sunny	10:44	1-hour TSP	235	ug/m3
TMCLKL	HY/2012/08	2016-03-06	ASR5	Sunny	11:46	1-hour TSP	219	ug/m3
TMCLKL	HY/2012/08	2016-03-06	ASR6	Sunny	09:31	1-hour TSP	73	ug/m3
TMCLKL	HY/2012/08	2016-03-06	ASR6	Sunny	10:33	1-hour TSP	109	ug/m3
TMCLKL	HY/2012/08	2016-03-06	ASR6	Sunny	11:35	1-hour TSP	85	ug/m3

Project	Works	Date	Station	Weather	Start time	Parameters	Results	units
TMCLKL	HY/2012/08	2016-03-09	AQMS1	Cloudy	14:42	1-hour TSP	56	ug/m3
TMCLKL	HY/2012/08	2016-03-09	AQMS1	Cloudy	15:44	1-hour TSP	50	ug/m3
TMCLKL	HY/2012/08	2016-03-09	AQMS1	Cloudy	16:46	1-hour TSP	52	ug/m3
TMCLKL	HY/2012/08	2016-03-09	ASR1	Cloudy	14:31	1-hour TSP	99	ug/m3
TMCLKL	HY/2012/08	2016-03-09	ASR1	Cloudy	15:33	1-hour TSP	73	ug/m3
TMCLKL	HY/2012/08	2016-03-09	ASR1	Cloudy	16:35	1-hour TSP	76	ug/m3
TMCLKL	HY/2012/08	2016-03-09	ASR10	Cloudy	14:00	1-hour TSP	79	ug/m3
TMCLKL	HY/2012/08	2016-03-09	ASR10	Cloudy	15:02	1-hour TSP	60	ug/m3
TMCLKL	HY/2012/08	2016-03-09	ASR10	Cloudy	16:04	1-hour TSP	54	ug/m3
TMCLKL	HY/2012/08	2016-03-09	ASR5	Cloudy	14:20	1-hour TSP	155	ug/m3
TMCLKL	HY/2012/08	2016-03-09	ASR5	Cloudy	15:22	1-hour TSP	121	ug/m3
TMCLKL	HY/2012/08	2016-03-09	ASR5	Cloudy	16:24	1-hour TSP	159	ug/m3
TMCLKL	HY/2012/08	2016-03-09	ASR6	Cloudy	14:10	1-hour TSP	183	ug/m3
TMCLKL	HY/2012/08	2016-03-09	ASR6	Cloudy	15:12	1-hour TSP	192	ug/m3
TMCLKL	HY/2012/08	2016-03-09	ASR6	Cloudy	16:14	1-hour TSP	138	ug/m3
TMCLKL	HY/2012/08	2016-03-12	AQMS1	Cloudy	13:50	1-hour TSP	72	ug/m3
TMCLKL	HY/2012/08	2016-03-12	AQMS1	Cloudy	14:52	1-hour TSP	88	ug/m3
TMCLKL	HY/2012/08	2016-03-12	AQMS1	Cloudy	15:54	1-hour TSP	73	ug/m3
TMCLKL	HY/2012/08	2016-03-12	ASR1	Cloudy	13:39	1-hour TSP	70	ug/m3
TMCLKL	HY/2012/08	2016-03-12	ASR1	Cloudy	14:41	1-hour TSP	68	ug/m3
TMCLKL	HY/2012/08	2016-03-12	ASR1	Cloudy	15:43	1-hour TSP	61	ug/m3
TMCLKL	HY/2012/08	2016-03-12	ASR10	Cloudy	13:06	1-hour TSP	60	ug/m3
TMCLKL	HY/2012/08	2016-03-12	ASR10	Cloudy	14:08	1-hour TSP	67	ug/m3
TMCLKL	HY/2012/08	2016-03-12	ASR10	Cloudy	15:10	1-hour TSP	62	ug/m3
TMCLKL	HY/2012/08	2016-03-12	ASR5	Cloudy	13:27	1-hour TSP	211	ug/m3
TMCLKL	HY/2012/08	2016-03-12	ASR5	Cloudy	14:29	1-hour TSP	220	ug/m3
TMCLKL	HY/2012/08	2016-03-12	ASR5	Cloudy	15:31	1-hour TSP	187	ug/m3
TMCLKL	HY/2012/08	2016-03-12	ASR6	Cloudy	13:17	1-hour TSP	91	ug/m3
TMCLKL	HY/2012/08	2016-03-12	ASR6	Cloudy	14:19	1-hour TSP	77	ug/m3
TMCLKL	HY/2012/08	2016-03-12	ASR6	Cloudy	15:21	1-hour TSP	68	ug/m3

Project	Works	Date	Station	Weather	Start time	Parameters	Results	units
TMCLKL	HY/2012/08	2016-03-15	AQMS1	Cloudy	13:39	1-hour TSP	68	ug/m3
TMCLKL	HY/2012/08	2016-03-15	AQMS1	Cloudy	14:41	1-hour TSP	80	ug/m3
TMCLKL	HY/2012/08	2016-03-15	AQMS1	Cloudy	15:43	1-hour TSP	67	ug/m3
TMCLKL	HY/2012/08	2016-03-15	ASR1	Cloudy	13:28	1-hour TSP	59	ug/m3
TMCLKL	HY/2012/08	2016-03-15	ASR1	Cloudy	14:30	1-hour TSP	56	ug/m3
TMCLKL	HY/2012/08	2016-03-15	ASR1	Cloudy	15:32	1-hour TSP	63	ug/m3
TMCLKL	HY/2012/08	2016-03-15	ASR10	Cloudy	12:55	1-hour TSP	60	ug/m3
TMCLKL	HY/2012/08	2016-03-15	ASR10	Cloudy	13:57	1-hour TSP	66	ug/m3
TMCLKL	HY/2012/08	2016-03-15	ASR10	Cloudy	14:59	1-hour TSP	78	ug/m3
TMCLKL	HY/2012/08	2016-03-15	ASR5	Cloudy	13:18	1-hour TSP	158	ug/m3
TMCLKL	HY/2012/08	2016-03-15	ASR5	Cloudy	14:20	1-hour TSP	177	ug/m3
TMCLKL	HY/2012/08	2016-03-15	ASR5	Cloudy	15:22	1-hour TSP	168	ug/m3
TMCLKL	HY/2012/08	2016-03-15	ASR6	Cloudy	13:07	1-hour TSP	69	ug/m3
TMCLKL	HY/2012/08	2016-03-15	ASR6	Cloudy	14:09	1-hour TSP	101	ug/m3
TMCLKL	HY/2012/08	2016-03-15	ASR6	Cloudy	15:11	1-hour TSP	97	ug/m3
TMCLKL	HY/2012/08	2016-03-18	AQMS1	Cloudy	14:17	1-hour TSP	81	ug/m3
TMCLKL	HY/2012/08	2016-03-18	AQMS1	Cloudy	15:19	1-hour TSP	73	ug/m3
TMCLKL	HY/2012/08	2016-03-18	AQMS1	Cloudy	16:21	1-hour TSP	82	ug/m3
TMCLKL	HY/2012/08	2016-03-18	ASR1	Cloudy	14:06	1-hour TSP	96	ug/m3
TMCLKL	HY/2012/08	2016-03-18	ASR1	Cloudy	15:08	1-hour TSP	60	ug/m3
TMCLKL	HY/2012/08	2016-03-18	ASR1	Cloudy	16:10	1-hour TSP	78	ug/m3
TMCLKL	HY/2012/08	2016-03-18	ASR10	Cloudy	13:34	1-hour TSP	79	ug/m3
TMCLKL	HY/2012/08	2016-03-18	ASR10	Cloudy	14:36	1-hour TSP	73	ug/m3
TMCLKL	HY/2012/08	2016-03-18	ASR10	Cloudy	15:38	1-hour TSP	74	ug/m3
TMCLKL	HY/2012/08	2016-03-18	ASR5	Cloudy	13:55	1-hour TSP	197	ug/m3
TMCLKL	HY/2012/08	2016-03-18	ASR5	Cloudy	14:57	1-hour TSP	202	ug/m3
TMCLKL	HY/2012/08	2016-03-18	ASR5	Cloudy	15:59	1-hour TSP	156	ug/m3
TMCLKL	HY/2012/08	2016-03-18	ASR6	Cloudy	13:44	1-hour TSP	112	ug/m3
TMCLKL	HY/2012/08	2016-03-18	ASR6	Cloudy	14:46	1-hour TSP	97	ug/m3
TMCLKL	HY/2012/08	2016-03-18	ASR6	Cloudy	15:48	1-hour TSP	73	ug/m3

Project	Works	Date	Station	Weather	Start time	Parameters	Results	units
TMCLKL	HY/2012/08	2016-03-21	AQMS1	Cloudy	13:34	1-hour TSP	67	ug/m3
TMCLKL	HY/2012/08	2016-03-21	AQMS1	Cloudy	14:36	1-hour TSP	55	ug/m3
TMCLKL	HY/2012/08	2016-03-21	AQMS1	Cloudy	15:38	1-hour TSP	56	ug/m3
TMCLKL	HY/2012/08	2016-03-21	ASR1	Cloudy	13:22	1-hour TSP	53	ug/m3
TMCLKL	HY/2012/08	2016-03-21	ASR1	Cloudy	14:24	1-hour TSP	60	ug/m3
TMCLKL	HY/2012/08	2016-03-21	ASR1	Cloudy	15:26	1-hour TSP	59	ug/m3
TMCLKL	HY/2012/08	2016-03-21	ASR10	Cloudy	12:50	1-hour TSP	69	ug/m3
TMCLKL	HY/2012/08	2016-03-21	ASR10	Cloudy	13:52	1-hour TSP	78	ug/m3
TMCLKL	HY/2012/08	2016-03-21	ASR10	Cloudy	14:54	1-hour TSP	133	ug/m3
TMCLKL	HY/2012/08	2016-03-21	ASR5	Cloudy	13:11	1-hour TSP	154	ug/m3
TMCLKL	HY/2012/08	2016-03-21	ASR5	Cloudy	14:13	1-hour TSP	136	ug/m3
TMCLKL	HY/2012/08	2016-03-21	ASR5	Cloudy	15:15	1-hour TSP	108	ug/m3
TMCLKL	HY/2012/08	2016-03-21	ASR6	Cloudy	13:00	1-hour TSP	68	ug/m3
TMCLKL	HY/2012/08	2016-03-21	ASR6	Cloudy	14:02	1-hour TSP	68	ug/m3
TMCLKL	HY/2012/08	2016-03-21	ASR6	Cloudy	15:04	1-hour TSP	58	ug/m3
TMCLKL	HY/2012/08	2016-03-24	AQMS1	Cloudy	13:53	1-hour TSP	73	ug/m3
TMCLKL	HY/2012/08	2016-03-24	AQMS1	Cloudy	14:55	1-hour TSP	92	ug/m3
TMCLKL	HY/2012/08	2016-03-24	AQMS1	Cloudy	15:57	1-hour TSP	72	ug/m3
TMCLKL	HY/2012/08	2016-03-24	ASR1	Cloudy	13:41	1-hour TSP	119	ug/m3
TMCLKL	HY/2012/08	2016-03-24	ASR1	Cloudy	14:43	1-hour TSP	105	ug/m3
TMCLKL	HY/2012/08	2016-03-24	ASR1	Cloudy	15:45	1-hour TSP	105	ug/m3
TMCLKL	HY/2012/08	2016-03-24	ASR10	Cloudy	13:10	1-hour TSP	122	ug/m3
TMCLKL	HY/2012/08	2016-03-24	ASR10	Cloudy	14:12	1-hour TSP	101	ug/m3
TMCLKL	HY/2012/08	2016-03-24	ASR10	Cloudy	15:14	1-hour TSP	105	ug/m3
TMCLKL	HY/2012/08	2016-03-24	ASR5	Cloudy	13:31	1-hour TSP	90	ug/m3
TMCLKL	HY/2012/08	2016-03-24	ASR5	Cloudy	14:33	1-hour TSP	118	ug/m3
TMCLKL	HY/2012/08	2016-03-24	ASR5	Cloudy	15:35	1-hour TSP	137	ug/m3
TMCLKL	HY/2012/08	2016-03-24	ASR6	Cloudy	13:20	1-hour TSP	78	ug/m3
TMCLKL	HY/2012/08	2016-03-24	ASR6	Cloudy	14:22	1-hour TSP	123	ug/m3
TMCLKL	HY/2012/08	2016-03-24	ASR6	Cloudy	15:24	1-hour TSP	99	ug/m3

Project	Works	Date	Station	Weather	Start time	Parameters	Results	units
TMCLKL	HY/2012/08	2016-03-27	AQMS1	Sunny	13:49	1-hour TSP	95	ug/m3
TMCLKL	HY/2012/08	2016-03-27	AQMS1	Sunny	14:51	1-hour TSP	98	ug/m3
TMCLKL	HY/2012/08	2016-03-27	AQMS1	Sunny	15:53	1-hour TSP	114	ug/m3
TMCLKL	HY/2012/08	2016-03-27	ASR1	Sunny	13:38	1-hour TSP	173	ug/m3
TMCLKL	HY/2012/08	2016-03-27	ASR1	Sunny	14:40	1-hour TSP	169	ug/m3
TMCLKL	HY/2012/08	2016-03-27	ASR1	Sunny	15:42	1-hour TSP	153	ug/m3
TMCLKL	HY/2012/08	2016-03-27	ASR10	Sunny	13:05	1-hour TSP	60	ug/m3
TMCLKL	HY/2012/08	2016-03-27	ASR10	Sunny	14:07	1-hour TSP	60	ug/m3
TMCLKL	HY/2012/08	2016-03-27	ASR10	Sunny	15:09	1-hour TSP	94	ug/m3
TMCLKL	HY/2012/08	2016-03-27	ASR5	Sunny	13:27	1-hour TSP	230	ug/m3
TMCLKL	HY/2012/08	2016-03-27	ASR5	Sunny	14:29	1-hour TSP	251	ug/m3
TMCLKL	HY/2012/08	2016-03-27	ASR5	Sunny	15:31	1-hour TSP	226	ug/m3
TMCLKL	HY/2012/08	2016-03-27	ASR6	Sunny	13:15	1-hour TSP	213	ug/m3
TMCLKL	HY/2012/08	2016-03-27	ASR6	Sunny	14:17	1-hour TSP	174	ug/m3
TMCLKL	HY/2012/08	2016-03-27	ASR6	Sunny	15:19	1-hour TSP	190	ug/m3
TMCLKL	HY/2012/08	2016-03-30	AQMS1	Cloudy	14:43	1-hour TSP	175	ug/m3
TMCLKL	HY/2012/08	2016-03-30	AQMS1	Cloudy	15:45	1-hour TSP	187	ug/m3
TMCLKL	HY/2012/08	2016-03-30	AQMS1	Cloudy	16:47	1-hour TSP	126	ug/m3
TMCLKL	HY/2012/08	2016-03-30	ASR1	Cloudy	14:32	1-hour TSP	164	ug/m3
TMCLKL	HY/2012/08	2016-03-30	ASR1	Cloudy	15:34	1-hour TSP	183	ug/m3
TMCLKL	HY/2012/08	2016-03-30	ASR1	Cloudy	16:36	1-hour TSP	175	ug/m3
TMCLKL	HY/2012/08	2016-03-30	ASR10	Cloudy	14:00	1-hour TSP	136	ug/m3
TMCLKL	HY/2012/08	2016-03-30	ASR10	Cloudy	15:02	1-hour TSP	99	ug/m3
TMCLKL	HY/2012/08	2016-03-30	ASR10	Cloudy	16:04	1-hour TSP	94	ug/m3
TMCLKL	HY/2012/08	2016-03-30	ASR5	Cloudy	14:20	1-hour TSP	95	ug/m3
TMCLKL	HY/2012/08	2016-03-30	ASR5	Cloudy	15:22	1-hour TSP	127	ug/m3
TMCLKL	HY/2012/08	2016-03-30	ASR5	Cloudy	16:24	1-hour TSP	125	ug/m3
TMCLKL	HY/2012/08	2016-03-30	ASR6	Cloudy	14:10	1-hour TSP	145	ug/m3
TMCLKL	HY/2012/08	2016-03-30	ASR6	Cloudy	15:12	1-hour TSP	122	ug/m3
TMCLKL	HY/2012/08	2016-03-30	ASR6	Cloudy	16:14	1-hour TSP	167	ug/m3

Project	Works	Date	Station	Weather	Start time	Parameters	Results	units
TMCLKL	HY/2012/08	2016-03-03	AQMS1	Sunny	17:03	24-hour TSP	78	ug/m3
TMCLKL	HY/2012/08	2016-03-03	ASR1	Sunny	16:52	24-hour TSP	118	ug/m3
TMCLKL	HY/2012/08	2016-03-03	ASR10	Sunny	16:20	24-hour TSP	64	ug/m3
TMCLKL	HY/2012/08	2016-03-03	ASR5	Sunny	16:42	24-hour TSP	138	ug/m3
TMCLKL	HY/2012/08	2016-03-03	ASR6	Sunny	16:30	24-hour TSP	89	ug/m3
TMCLKL	HY/2012/08	2016-03-06	AQMS1	Sunny	13:10	24-hour TSP	66	ug/m3
TMCLKL	HY/2012/08	2016-03-06	ASR1	Sunny	12:59	24-hour TSP	66	ug/m3
TMCLKL	HY/2012/08	2016-03-06	ASR10	Sunny	12:27	24-hour TSP	63	ug/m3
TMCLKL	HY/2012/08	2016-03-06	ASR5	Sunny	12:48	24-hour TSP	89	ug/m3
TMCLKL	HY/2012/08	2016-03-06	ASR6	Sunny	12:37	24-hour TSP	69	ug/m3
TMCLKL	HY/2012/08	2016-03-09	AQMS1	Cloudy	17:48	24-hour TSP	52	ug/m3
TMCLKL	HY/2012/08	2016-03-09	ASR1	Cloudy	17:37	24-hour TSP	60	ug/m3
TMCLKL	HY/2012/08	2016-03-09	ASR10	Cloudy	17:06	24-hour TSP	51	ug/m3
TMCLKL	HY/2012/08	2016-03-09	ASR5	Cloudy	17:26	24-hour TSP	80	ug/m3
TMCLKL	HY/2012/08	2016-03-09	ASR6	Cloudy	17:16	24-hour TSP	80	ug/m3
TMCLKL	HY/2012/08	2016-03-12	AQMS1	Cloudy	16:56	24-hour TSP	52	ug/m3
TMCLKL	HY/2012/08	2016-03-12	ASR1	Cloudy	16:45	24-hour TSP	60	ug/m3
TMCLKL	HY/2012/08	2016-03-12	ASR10	Cloudy	16:12	24-hour TSP	48	ug/m3
TMCLKL	HY/2012/08	2016-03-12	ASR5	Cloudy	16:33	24-hour TSP	86	ug/m3
TMCLKL	HY/2012/08	2016-03-12	ASR6	Cloudy	16:23	24-hour TSP	62	ug/m3
TMCLKL	HY/2012/08	2016-03-15	AQMS1	Cloudy	16:45	24-hour TSP	64	ug/m3
TMCLKL	HY/2012/08	2016-03-15	ASR1	Cloudy	16:34	24-hour TSP	56	ug/m3
TMCLKL	HY/2012/08	2016-03-15	ASR10	Cloudy	16:01	24-hour TSP	63	ug/m3
TMCLKL	HY/2012/08	2016-03-15	ASR5	Cloudy	16:24	24-hour TSP	106	ug/m3
TMCLKL	HY/2012/08	2016-03-15	ASR6	Cloudy	16:13	24-hour TSP	84	ug/m3
TMCLKL	HY/2012/08	2016-03-18	AQMS1	Cloudy	17:23	24-hour TSP	61	ug/m3
TMCLKL	HY/2012/08	2016-03-18	ASR1	Cloudy	17:12	24-hour TSP	65	ug/m3
TMCLKL	HY/2012/08	2016-03-18	ASR10	Cloudy	16:40	24-hour TSP	59	ug/m3
TMCLKL	HY/2012/08	2016-03-18	ASR5	Cloudy	17:01	24-hour TSP	109	ug/m3
TMCLKL	HY/2012/08	2016-03-18	ASR6	Cloudy	16:50	24-hour TSP	65	ug/m3

Project	Works	Date	Station	Weather	Start time	Parameters	Results	units
TMCLKL	HY/2012/08	2016-03-21	AQMS1	Cloudy	16:40	24-hour TSP	58	ug/m3
TMCLKL	HY/2012/08	2016-03-21	ASR1	Cloudy	16:28	24-hour TSP	50	ug/m3
TMCLKL	HY/2012/08	2016-03-21	ASR10	Cloudy	15:56	24-hour TSP	67	ug/m3
TMCLKL	HY/2012/08	2016-03-21	ASR5	Cloudy	16:17	24-hour TSP	79	ug/m3
TMCLKL	HY/2012/08	2016-03-21	ASR6	Cloudy	16:06	24-hour TSP	51	ug/m3
TMCLKL	HY/2012/08	2016-03-24	AQMS1	Cloudy	16:59	24-hour TSP	61	ug/m3
TMCLKL	HY/2012/08	2016-03-24	ASR1	Cloudy	16:47	24-hour TSP	57	ug/m3
TMCLKL	HY/2012/08	2016-03-24	ASR10	Cloudy	16:16	24-hour TSP	60	ug/m3
TMCLKL	HY/2012/08	2016-03-24	ASR5	Cloudy	16:37	24-hour TSP	63	ug/m3
TMCLKL	HY/2012/08	2016-03-24	ASR6	Cloudy	16:26	24-hour TSP	62	ug/m3
TMCLKL	HY/2012/08	2016-03-27	AQMS1	Sunny	16:55	24-hour TSP	63	ug/m3
TMCLKL	HY/2012/08	2016-03-27	ASR1	Sunny	16:44	24-hour TSP	89	ug/m3
TMCLKL	HY/2012/08	2016-03-27	ASR10	Sunny	16:11	24-hour TSP	54	ug/m3
TMCLKL	HY/2012/08	2016-03-27	ASR5	Sunny	16:33	24-hour TSP	116	ug/m3
TMCLKL	HY/2012/08	2016-03-27	ASR6	Sunny	16:21	24-hour TSP	114	ug/m3
TMCLKL	HY/2012/08	2016-03-30	AQMS1	Cloudy	17:49	24-hour TSP	73	ug/m3
TMCLKL	HY/2012/08	2016-03-30	ASR1	Cloudy	17:38	24-hour TSP	106	ug/m3
TMCLKL	HY/2012/08	2016-03-30	ASR10	Cloudy	17:06	24-hour TSP	65	ug/m3
TMCLKL	HY/2012/08	2016-03-30	ASR5	Cloudy	17:26	24-hour TSP	85	ug/m3
TMCLKL	HY/2012/08	2016-03-30	ASR6	Cloudy	17:16	24-hour TSP	66	ug/m3