

Figure G.1 Impact Monitoring – 1-hour Total Suspended Particulates ($\mu\text{g}/\text{m}^3$) at AQMS1 between 1 January 2016 and 30 April 2016 during impact monitoring period. The weather conditions during the monitoring period varied from sunny to cloudy. Major land-based construction activities included: Dismantle of Steel Belt at Works Area – TBM tunnel (1/1/2016 – 30/4/2016) and Box Culvert Extension (1/1/2016 – 30/4/2016). Ref: 0212330_Impact AQM graphs_April 2016_REV a.xlsx



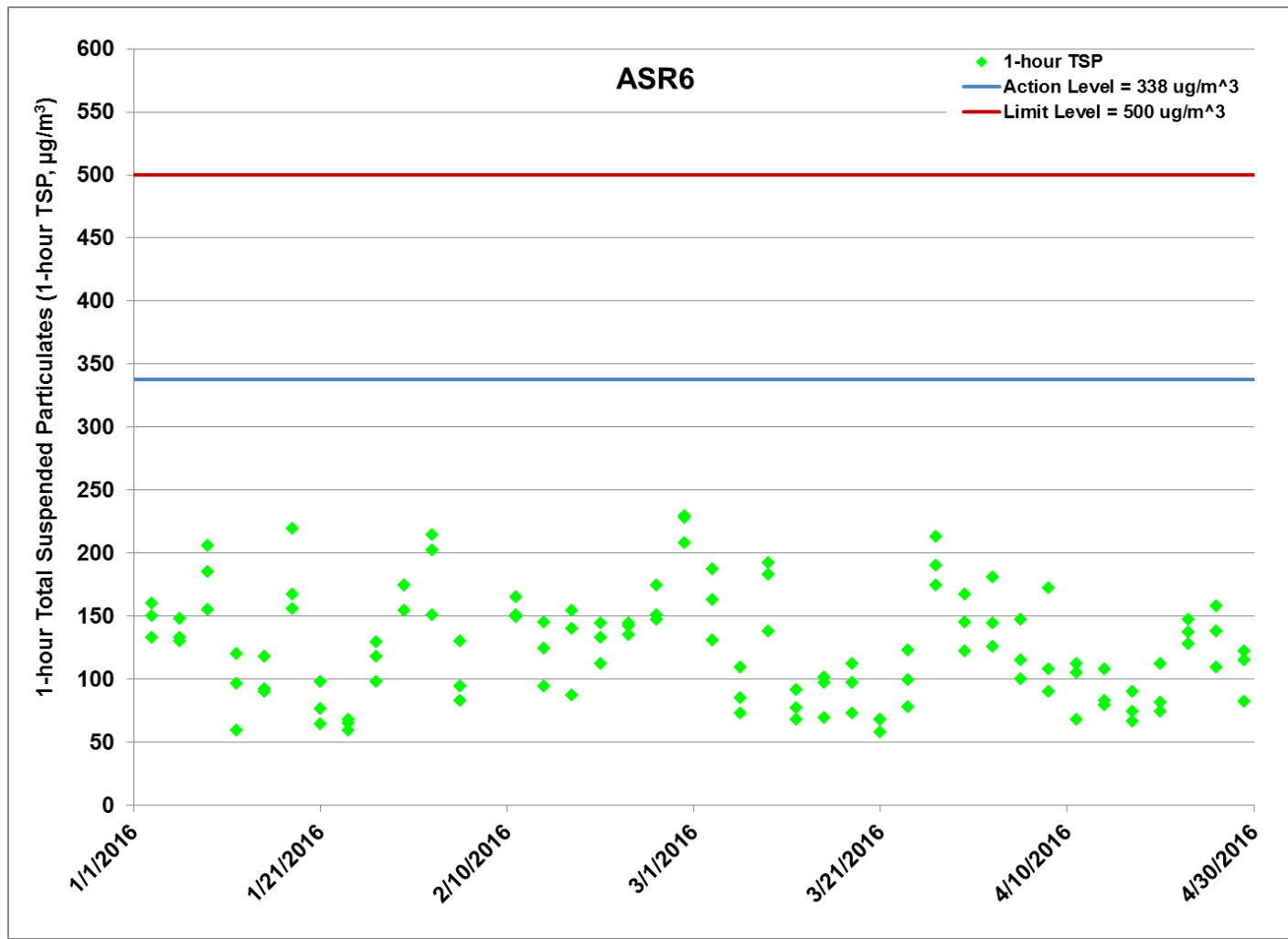


Figure G.2 Impact Monitoring - 1-hour Total Suspended Particulates ($\mu\text{g}/\text{m}^3$) at ASR6 between 1 January 2016 and 30 April 2016 during impact monitoring period. The weather conditions during the monitoring period varied from sunny to cloudy. Major land-based construction activities included: Dismantle of Steel Belt at Works Area - TBM tunnel (1/1/2016 - 30/4/2016) and Box Culvert Extension (1/1/2016 - 30/4/2016). Ref: 0212330_Impact AQM graphs_April 2016_REV a.xlsx



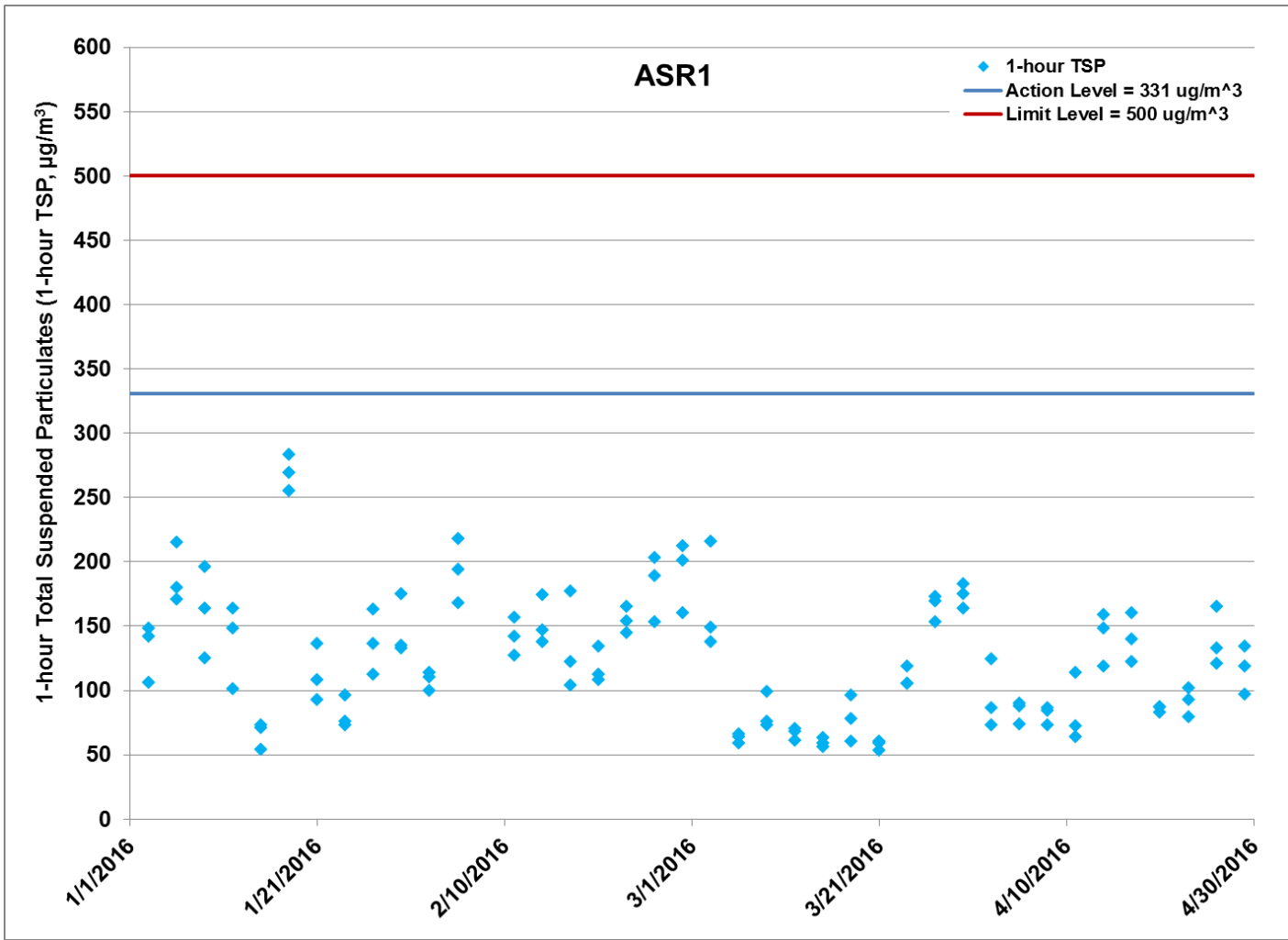


Figure G.3 Impact Monitoring - 1-hour Total Suspended Particulates ($\mu\text{g}/\text{m}^3$) at ASR1 between 1 January 2016 and 30 April 2016 during impact monitoring period. The weather conditions during the monitoring period varied from sunny to cloudy. Major land-based construction activities included: Dismantle of Steel Belt at Works Area - TBM tunnel (1/1/2016 - 30/4/2016) and Box Culvert Extension (1/1/2016 - 30/4/2016). Ref: 0212330_Impact AQM graphs_April 2016_REV a.xlsx



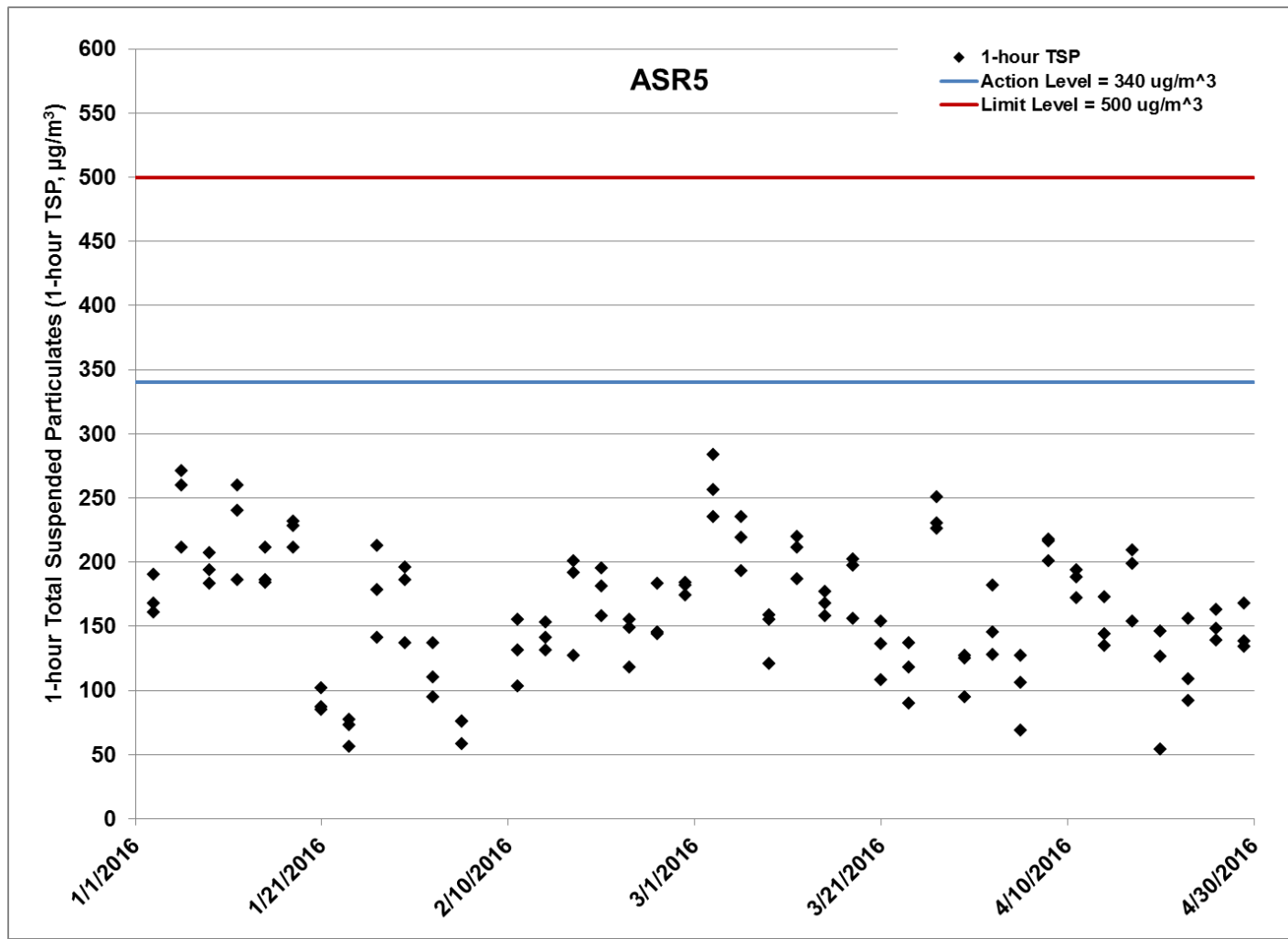


Figure G.4 Impact Monitoring - 1-hour Total Suspended Particulates ($\mu\text{g}/\text{m}^3$) at ASR5 between 1 January 2016 and 30 April 2016 during impact monitoring period. The weather conditions during the monitoring period varied from sunny to cloudy. Major land-based construction activities included: Dismantle of Steel Belt at Works Area - TBM tunnel (1/1/2016 - 30/4/2016) and Box Culvert Extension (1/1/2016 - 30/4/2016). Ref: 0212330_Impact AQM graphs_April 2016_REV a.xlsx



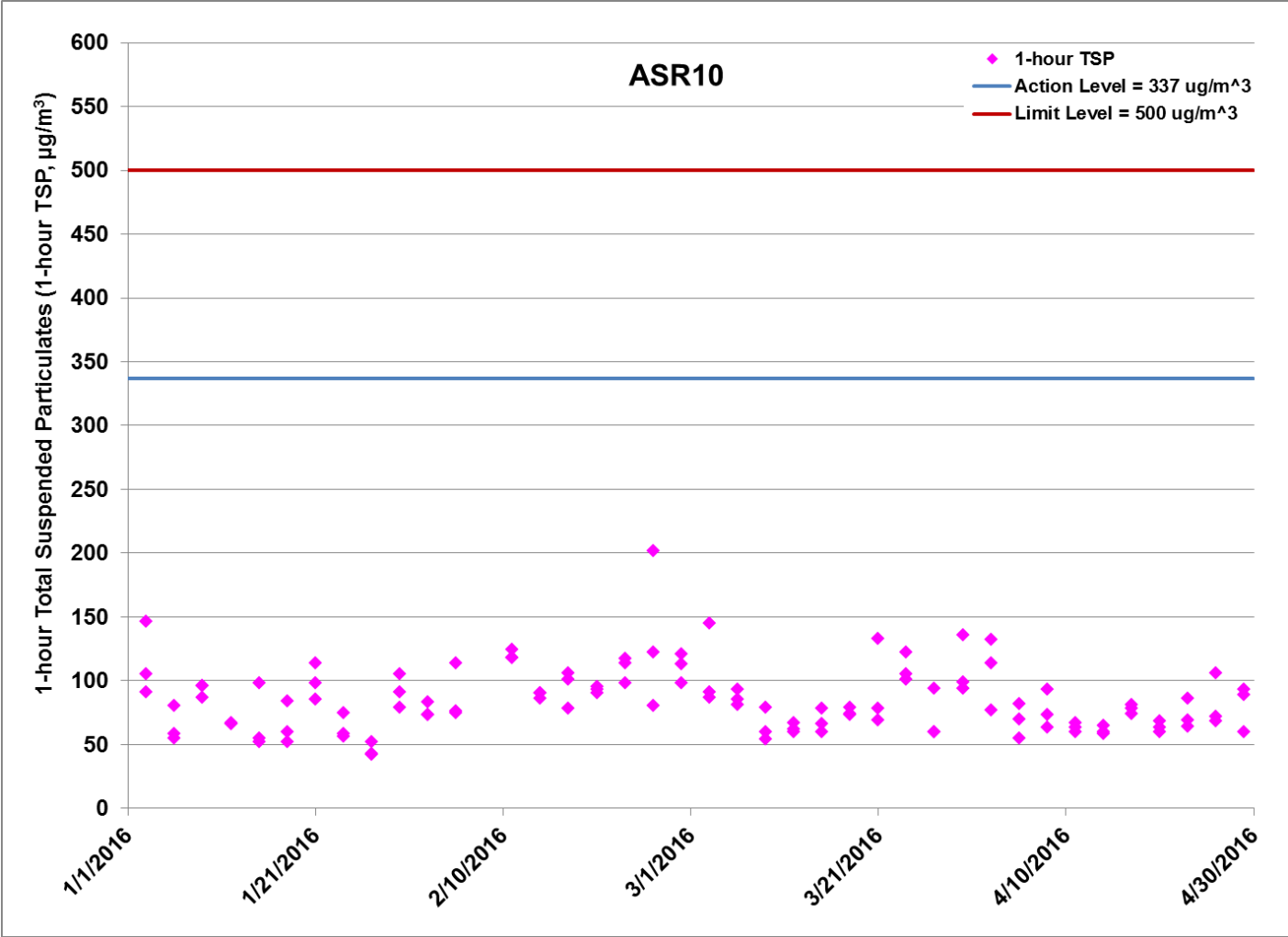


Figure G.5 Impact Monitoring - 1-hour Total Suspended Particulates ($\mu\text{g}/\text{m}^3$) at ASR10 between 1 January 2016 and 30 April 2016 during impact monitoring period. The weather conditions during the monitoring period varied from sunny to cloudy. Major land-based construction activities included: Dismantle of Steel Belt at Works Area - TBM tunnel (1/1/2016 - 30/4/2016) and Box Culvert Extension (1/1/2016 - 30/4/2016). Ref: 0212330_Impact AQM graphs_April 2016_REV a.xlsx



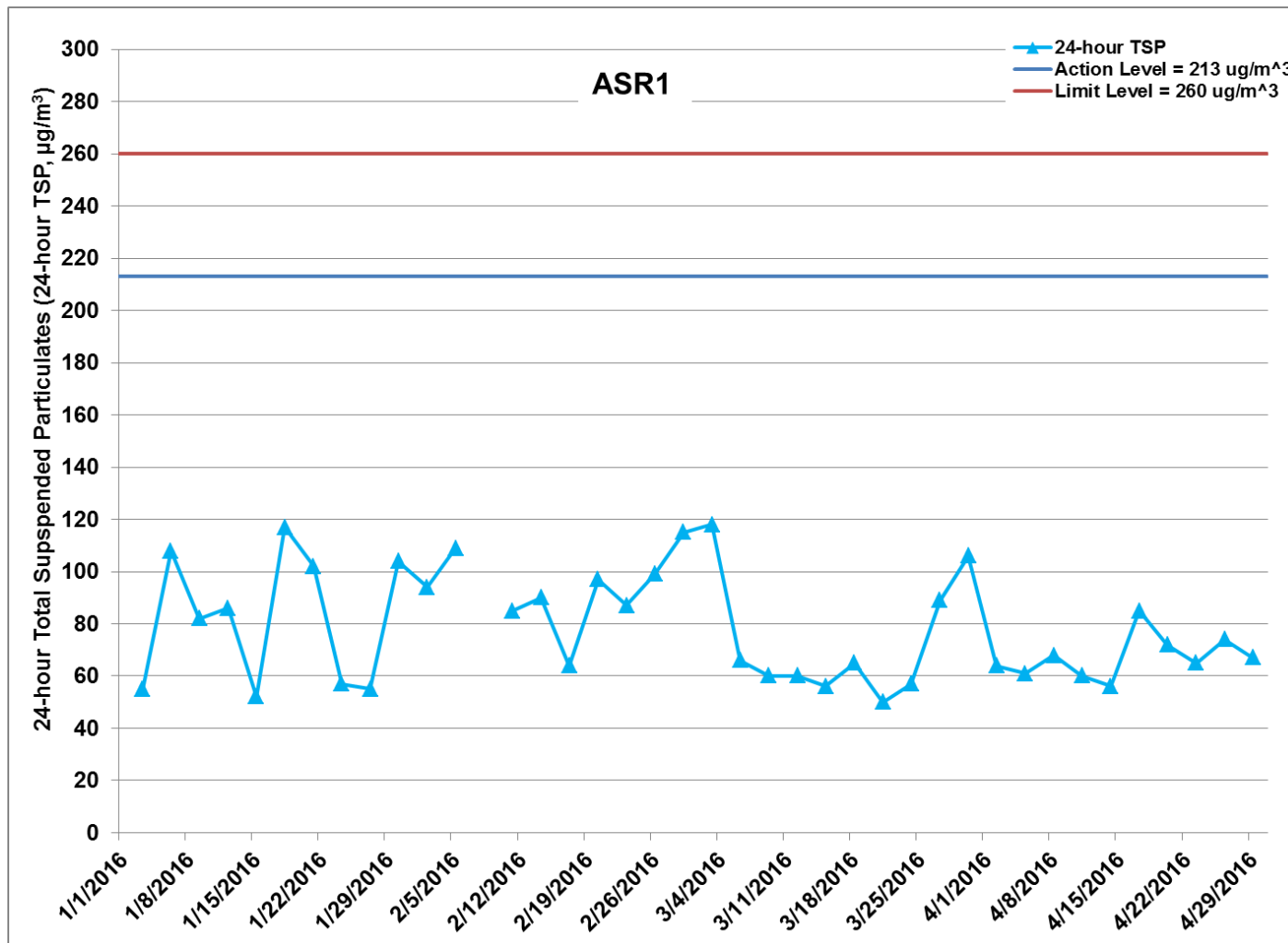


Figure G.6 Impact Monitoring - 24-hour Total Suspended Particulates ($\mu\text{g}/\text{m}^3$) at ASR1 between 1 January 2016 and 30 April 2016 during impact monitoring period. The weather conditions during the monitoring period varied from sunny to cloudy. Major land-based construction activities included: Dismantle of Steel Belt at Works Area - TBM tunnel (1/1/2016 - 30/4/2016) and Box Culvert Extension (1/1/2016 - 30/4/2016). Ref: 0212330_Impact AQM graphs_April 2016_REV a.xlsx



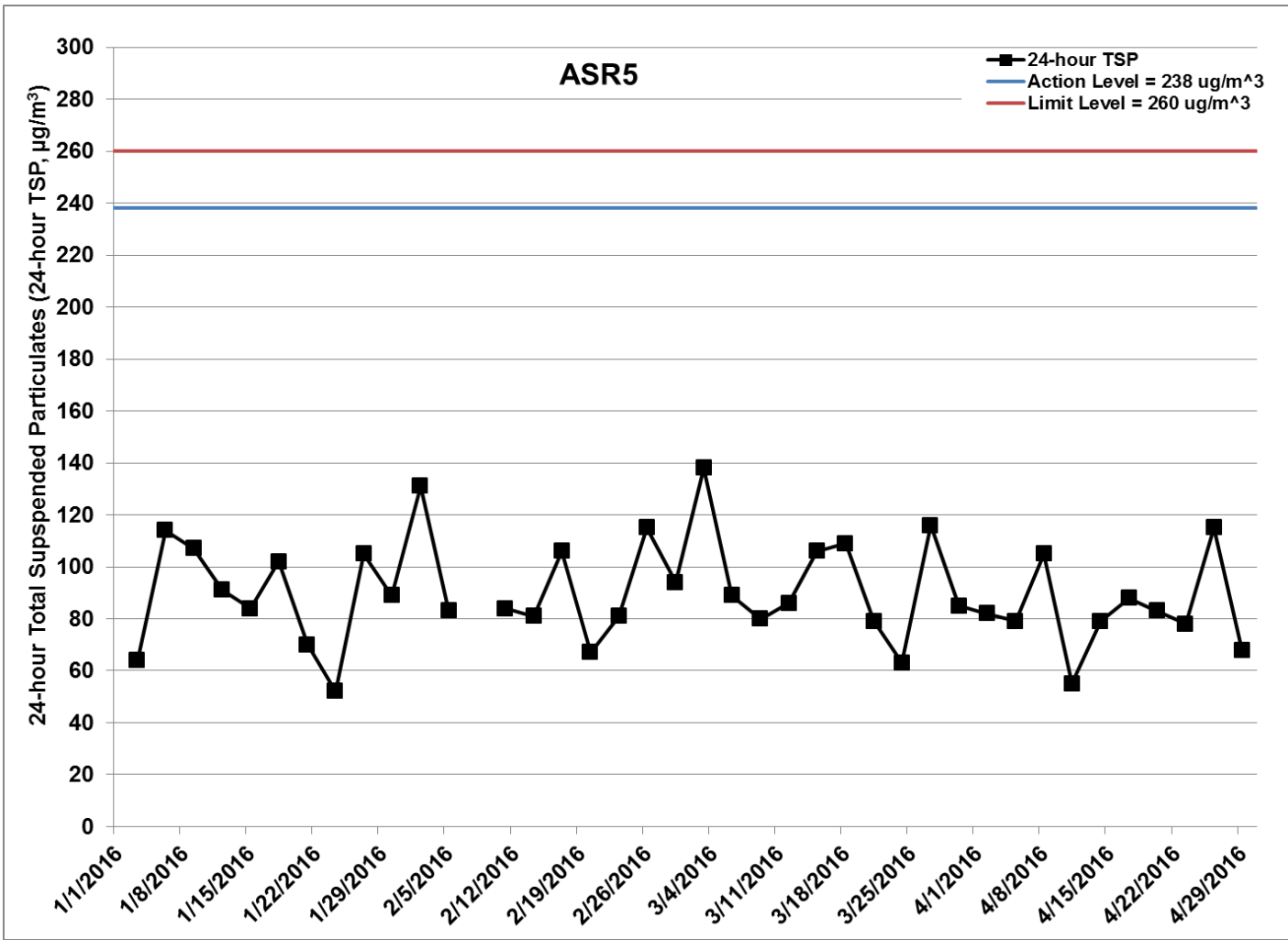


Figure G.7 Impact Monitoring - 24-hour Total Suspended Particulates ($\mu\text{g}/\text{m}^3$) at ASR5 between 1 January 2016 and 30 April 2016 during impact monitoring period. The weather conditions during the monitoring period varied from sunny to cloudy. Major land-based construction activities included: Dismantle of Steel Belt at Works Area - TBM tunnel (1/1/2016 - 30/4/2016) and Box Culvert Extension (1/1/2016 - 30/4/2016). Ref: 0212330_Impact AQM graphs_April 2016_REV a.xlsx



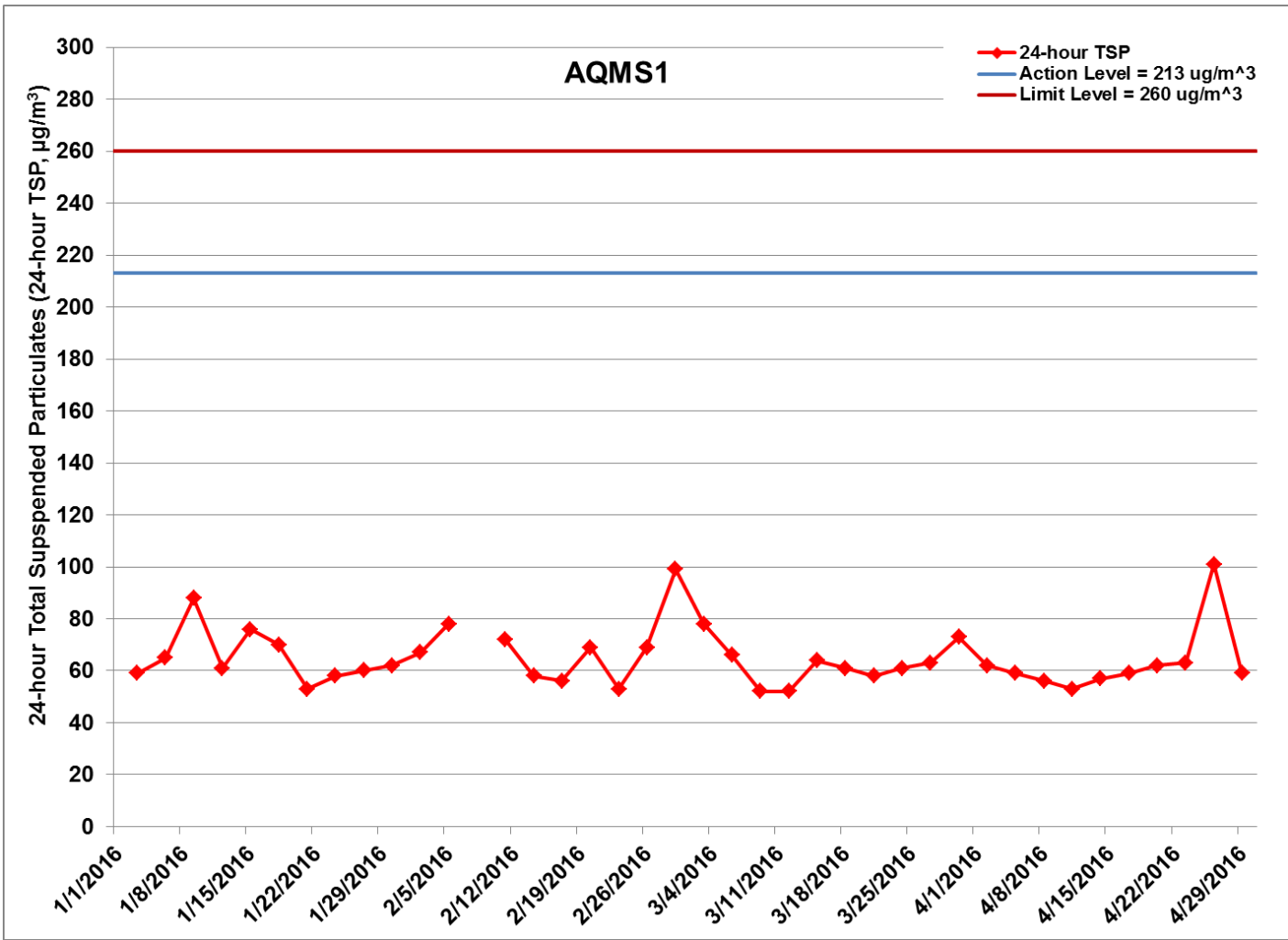


Figure G.8 Impact Monitoring - 24-hour Total Suspended Particulates ($\mu\text{g}/\text{m}^3$) at AQMS1 between 1 January 2016 and 30 April 2016 during impact monitoring period. The weather conditions during the monitoring period varied from sunny to cloudy. Major land-based construction activities included: Dismantle of Steel Belt at Works Area - TBM tunnel (1/1/2016 - 30/4/2016) and Box Culvert Extension (1/1/2016 - 30/4/2016). Ref: 0212330_Impact AQM graphs_ April 2016_REV a.xlsx



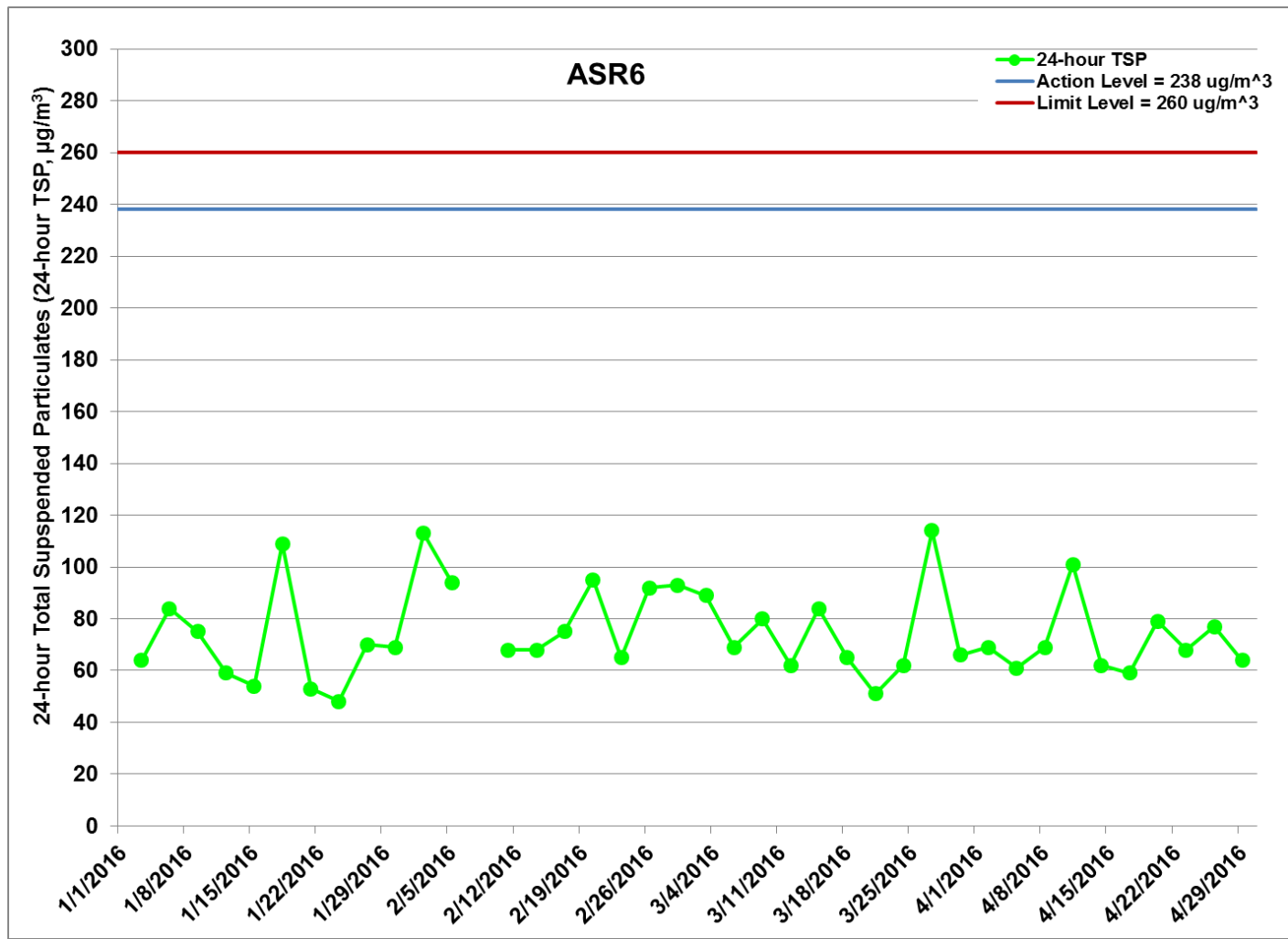


Figure G.9 Impact Monitoring - 24-hour Total Suspended Particulates ($\mu\text{g}/\text{m}^3$) at ASR6 between 1 January 2016 and 30 April 2016 during impact monitoring period. The weather conditions during the monitoring period varied from sunny to cloudy. Major land-based construction activities included: Dismantle of Steel Belt at Works Area - TBM tunnel (1/1/2016 - 30/4/2016) and Box Culvert Extension (1/1/2016 - 30/4/2016). Ref: 0212330_Impact AQM graphs_April 2016_REV a.xlsx



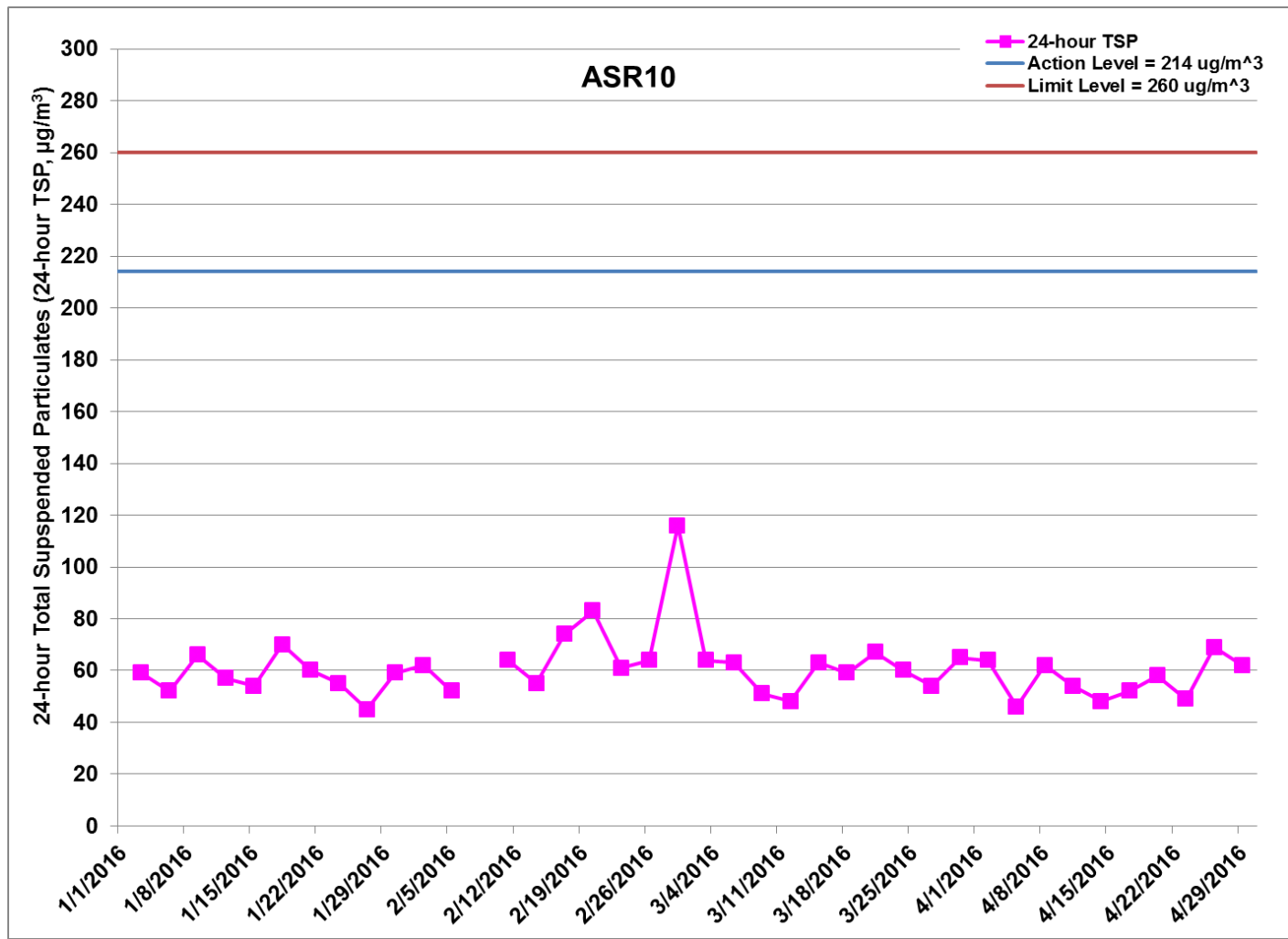


Figure G.10 Impact Monitoring – 24-hour Total Suspended Particulates ($\mu\text{g}/\text{m}^3$) at ASR10 between 1 January 2016 and 30 April 2016 during impact monitoring period. The weather conditions during the monitoring period varied from sunny to cloudy. Major land-based construction activities included: Dismantle of Steel Belt at Works Area – TBM tunnel (1/1/2016 – 30/4/2016) and Box Culvert Extension (1/1/2016 – 30/4/2016). Ref: 0212330_Impact AQM graphs_ April 2016_REV a.xlsx



Project	Works	Date	Station	Weather	Start time	Parameters	Results	units
TMCLKL	HY/2012/08	2016-04-02	AQMS1	Sunny	14:16	1-hour TSP	142	ug/m3
TMCLKL	HY/2012/08	2016-04-02	AQMS1	Sunny	15:18	1-hour TSP	108	ug/m3
TMCLKL	HY/2012/08	2016-04-02	AQMS1	Sunny	16:20	1-hour TSP	98	ug/m3
TMCLKL	HY/2012/08	2016-04-02	ASR1	Sunny	14:05	1-hour TSP	124	ug/m3
TMCLKL	HY/2012/08	2016-04-02	ASR1	Sunny	15:07	1-hour TSP	86	ug/m3
TMCLKL	HY/2012/08	2016-04-02	ASR1	Sunny	16:09	1-hour TSP	73	ug/m3
TMCLKL	HY/2012/08	2016-04-02	ASR10	Sunny	13:33	1-hour TSP	132	ug/m3
TMCLKL	HY/2012/08	2016-04-02	ASR10	Sunny	14:35	1-hour TSP	114	ug/m3
TMCLKL	HY/2012/08	2016-04-02	ASR10	Sunny	15:37	1-hour TSP	77	ug/m3
TMCLKL	HY/2012/08	2016-04-02	ASR5	Sunny	13:54	1-hour TSP	128	ug/m3
TMCLKL	HY/2012/08	2016-04-02	ASR5	Sunny	14:56	1-hour TSP	182	ug/m3
TMCLKL	HY/2012/08	2016-04-02	ASR5	Sunny	15:58	1-hour TSP	145	ug/m3
TMCLKL	HY/2012/08	2016-04-02	ASR6	Sunny	13:43	1-hour TSP	181	ug/m3
TMCLKL	HY/2012/08	2016-04-02	ASR6	Sunny	14:45	1-hour TSP	126	ug/m3
TMCLKL	HY/2012/08	2016-04-02	ASR6	Sunny	15:47	1-hour TSP	144	ug/m3
TMCLKL	HY/2012/08	2016-04-05	AQMS1	Sunny	14:13	1-hour TSP	82	ug/m3
TMCLKL	HY/2012/08	2016-04-05	AQMS1	Sunny	15:15	1-hour TSP	77	ug/m3
TMCLKL	HY/2012/08	2016-04-05	AQMS1	Sunny	16:17	1-hour TSP	92	ug/m3
TMCLKL	HY/2012/08	2016-04-05	ASR1	Sunny	14:02	1-hour TSP	90	ug/m3
TMCLKL	HY/2012/08	2016-04-05	ASR1	Sunny	15:04	1-hour TSP	74	ug/m3
TMCLKL	HY/2012/08	2016-04-05	ASR1	Sunny	16:06	1-hour TSP	88	ug/m3
TMCLKL	HY/2012/08	2016-04-05	ASR10	Sunny	13:30	1-hour TSP	82	ug/m3
TMCLKL	HY/2012/08	2016-04-05	ASR10	Sunny	14:32	1-hour TSP	55	ug/m3
TMCLKL	HY/2012/08	2016-04-05	ASR10	Sunny	15:34	1-hour TSP	70	ug/m3
TMCLKL	HY/2012/08	2016-04-05	ASR5	Sunny	13:52	1-hour TSP	127	ug/m3
TMCLKL	HY/2012/08	2016-04-05	ASR5	Sunny	14:54	1-hour TSP	69	ug/m3
TMCLKL	HY/2012/08	2016-04-05	ASR5	Sunny	15:56	1-hour TSP	106	ug/m3
TMCLKL	HY/2012/08	2016-04-05	ASR6	Sunny	13:41	1-hour TSP	115	ug/m3
TMCLKL	HY/2012/08	2016-04-05	ASR6	Sunny	14:43	1-hour TSP	147	ug/m3
TMCLKL	HY/2012/08	2016-04-05	ASR6	Sunny	15:45	1-hour TSP	100	ug/m3

Project	Works	Date	Station	Weather	Start time	Parameters	Results	units
TMCLKL	HY/2012/08	2016-04-08	AQMS1	Sunny	14:01	1-hour TSP	103	ug/m3
TMCLKL	HY/2012/08	2016-04-08	AQMS1	Sunny	15:03	1-hour TSP	71	ug/m3
TMCLKL	HY/2012/08	2016-04-08	AQMS1	Sunny	16:05	1-hour TSP	87	ug/m3
TMCLKL	HY/2012/08	2016-04-08	ASR1	Sunny	13:50	1-hour TSP	84	ug/m3
TMCLKL	HY/2012/08	2016-04-08	ASR1	Sunny	14:52	1-hour TSP	73	ug/m3
TMCLKL	HY/2012/08	2016-04-08	ASR1	Sunny	15:54	1-hour TSP	86	ug/m3
TMCLKL	HY/2012/08	2016-04-08	ASR10	Sunny	13:18	1-hour TSP	93	ug/m3
TMCLKL	HY/2012/08	2016-04-08	ASR10	Sunny	14:20	1-hour TSP	73	ug/m3
TMCLKL	HY/2012/08	2016-04-08	ASR10	Sunny	15:22	1-hour TSP	63	ug/m3
TMCLKL	HY/2012/08	2016-04-08	ASR5	Sunny	13:39	1-hour TSP	216	ug/m3
TMCLKL	HY/2012/08	2016-04-08	ASR5	Sunny	14:41	1-hour TSP	218	ug/m3
TMCLKL	HY/2012/08	2016-04-08	ASR5	Sunny	15:43	1-hour TSP	201	ug/m3
TMCLKL	HY/2012/08	2016-04-08	ASR6	Sunny	13:28	1-hour TSP	172	ug/m3
TMCLKL	HY/2012/08	2016-04-08	ASR6	Sunny	14:30	1-hour TSP	108	ug/m3
TMCLKL	HY/2012/08	2016-04-08	ASR6	Sunny	15:32	1-hour TSP	90	ug/m3
TMCLKL	HY/2012/08	2016-04-11	AQMS1	Cloudy	13:46	1-hour TSP	112	ug/m3
TMCLKL	HY/2012/08	2016-04-11	AQMS1	Cloudy	14:48	1-hour TSP	93	ug/m3
TMCLKL	HY/2012/08	2016-04-11	AQMS1	Cloudy	15:50	1-hour TSP	72	ug/m3
TMCLKL	HY/2012/08	2016-04-11	ASR1	Cloudy	13:34	1-hour TSP	114	ug/m3
TMCLKL	HY/2012/08	2016-04-11	ASR1	Cloudy	14:36	1-hour TSP	64	ug/m3
TMCLKL	HY/2012/08	2016-04-11	ASR1	Cloudy	15:38	1-hour TSP	72	ug/m3
TMCLKL	HY/2012/08	2016-04-11	ASR10	Cloudy	13:02	1-hour TSP	67	ug/m3
TMCLKL	HY/2012/08	2016-04-11	ASR10	Cloudy	14:04	1-hour TSP	60	ug/m3
TMCLKL	HY/2012/08	2016-04-11	ASR10	Cloudy	15:06	1-hour TSP	63	ug/m3
TMCLKL	HY/2012/08	2016-04-11	ASR5	Cloudy	13:23	1-hour TSP	194	ug/m3
TMCLKL	HY/2012/08	2016-04-11	ASR5	Cloudy	14:25	1-hour TSP	188	ug/m3
TMCLKL	HY/2012/08	2016-04-11	ASR5	Cloudy	15:27	1-hour TSP	172	ug/m3
TMCLKL	HY/2012/08	2016-04-11	ASR6	Cloudy	13:13	1-hour TSP	112	ug/m3
TMCLKL	HY/2012/08	2016-04-11	ASR6	Cloudy	14:15	1-hour TSP	105	ug/m3
TMCLKL	HY/2012/08	2016-04-11	ASR6	Cloudy	15:17	1-hour TSP	68	ug/m3

Project	Works	Date	Station	Weather	Start time	Parameters	Results	units
TMCLKL	HY/2012/08	2016-04-14	AQMS1	Cloudy	14:04	1-hour TSP	68	ug/m3
TMCLKL	HY/2012/08	2016-04-14	AQMS1	Cloudy	15:06	1-hour TSP	65	ug/m3
TMCLKL	HY/2012/08	2016-04-14	AQMS1	Cloudy	16:08	1-hour TSP	84	ug/m3
TMCLKL	HY/2012/08	2016-04-14	ASR1	Cloudy	13:53	1-hour TSP	148	ug/m3
TMCLKL	HY/2012/08	2016-04-14	ASR1	Cloudy	14:55	1-hour TSP	159	ug/m3
TMCLKL	HY/2012/08	2016-04-14	ASR1	Cloudy	15:57	1-hour TSP	119	ug/m3
TMCLKL	HY/2012/08	2016-04-14	ASR10	Cloudy	13:22	1-hour TSP	58	ug/m3
TMCLKL	HY/2012/08	2016-04-14	ASR10	Cloudy	14:24	1-hour TSP	65	ug/m3
TMCLKL	HY/2012/08	2016-04-14	ASR10	Cloudy	15:26	1-hour TSP	60	ug/m3
TMCLKL	HY/2012/08	2016-04-14	ASR5	Cloudy	13:42	1-hour TSP	144	ug/m3
TMCLKL	HY/2012/08	2016-04-14	ASR5	Cloudy	14:44	1-hour TSP	173	ug/m3
TMCLKL	HY/2012/08	2016-04-14	ASR5	Cloudy	15:46	1-hour TSP	135	ug/m3
TMCLKL	HY/2012/08	2016-04-14	ASR6	Cloudy	13:32	1-hour TSP	108	ug/m3
TMCLKL	HY/2012/08	2016-04-14	ASR6	Cloudy	14:34	1-hour TSP	83	ug/m3
TMCLKL	HY/2012/08	2016-04-14	ASR6	Cloudy	15:36	1-hour TSP	79	ug/m3
TMCLKL	HY/2012/08	2016-04-17	AQMS1	Cloudy	09:43	1-hour TSP	81	ug/m3
TMCLKL	HY/2012/08	2016-04-17	AQMS1	Cloudy	10:45	1-hour TSP	75	ug/m3
TMCLKL	HY/2012/08	2016-04-17	AQMS1	Cloudy	11:47	1-hour TSP	77	ug/m3
TMCLKL	HY/2012/08	2016-04-17	ASR1	Cloudy	09:32	1-hour TSP	122	ug/m3
TMCLKL	HY/2012/08	2016-04-17	ASR1	Cloudy	10:34	1-hour TSP	160	ug/m3
TMCLKL	HY/2012/08	2016-04-17	ASR1	Cloudy	11:36	1-hour TSP	140	ug/m3
TMCLKL	HY/2012/08	2016-04-17	ASR10	Cloudy	09:00	1-hour TSP	78	ug/m3
TMCLKL	HY/2012/08	2016-04-17	ASR10	Cloudy	10:02	1-hour TSP	81	ug/m3
TMCLKL	HY/2012/08	2016-04-17	ASR10	Cloudy	11:04	1-hour TSP	74	ug/m3
TMCLKL	HY/2012/08	2016-04-17	ASR5	Cloudy	09:20	1-hour TSP	209	ug/m3
TMCLKL	HY/2012/08	2016-04-17	ASR5	Cloudy	10:22	1-hour TSP	199	ug/m3
TMCLKL	HY/2012/08	2016-04-17	ASR5	Cloudy	11:24	1-hour TSP	154	ug/m3
TMCLKL	HY/2012/08	2016-04-17	ASR6	Cloudy	09:10	1-hour TSP	90	ug/m3
TMCLKL	HY/2012/08	2016-04-17	ASR6	Cloudy	10:12	1-hour TSP	66	ug/m3
TMCLKL	HY/2012/08	2016-04-17	ASR6	Cloudy	11:14	1-hour TSP	74	ug/m3

Project	Works	Date	Station	Weather	Start time	Parameters	Results	units
TMCLKL	HY/2012/08	2016-04-20	AQMS1	Cloudy	13:24	1-hour TSP	81	ug/m3
TMCLKL	HY/2012/08	2016-04-20	AQMS1	Cloudy	14:26	1-hour TSP	149	ug/m3
TMCLKL	HY/2012/08	2016-04-20	AQMS1	Cloudy	15:28	1-hour TSP	75	ug/m3
TMCLKL	HY/2012/08	2016-04-20	ASR1	Cloudy	13:13	1-hour TSP	87	ug/m3
TMCLKL	HY/2012/08	2016-04-20	ASR1	Cloudy	14:15	1-hour TSP	87	ug/m3
TMCLKL	HY/2012/08	2016-04-20	ASR1	Cloudy	15:17	1-hour TSP	83	ug/m3
TMCLKL	HY/2012/08	2016-04-20	ASR10	Cloudy	12:40	1-hour TSP	68	ug/m3
TMCLKL	HY/2012/08	2016-04-20	ASR10	Cloudy	13:42	1-hour TSP	60	ug/m3
TMCLKL	HY/2012/08	2016-04-20	ASR10	Cloudy	14:44	1-hour TSP	63	ug/m3
TMCLKL	HY/2012/08	2016-04-20	ASR5	Cloudy	13:07	1-hour TSP	54	ug/m3
TMCLKL	HY/2012/08	2016-04-20	ASR5	Cloudy	14:02	1-hour TSP	146	ug/m3
TMCLKL	HY/2012/08	2016-04-20	ASR5	Cloudy	15:04	1-hour TSP	126	ug/m3
TMCLKL	HY/2012/08	2016-04-20	ASR6	Cloudy	12:50	1-hour TSP	112	ug/m3
TMCLKL	HY/2012/08	2016-04-20	ASR6	Cloudy	13:52	1-hour TSP	74	ug/m3
TMCLKL	HY/2012/08	2016-04-20	ASR6	Cloudy	14:54	1-hour TSP	81	ug/m3
TMCLKL	HY/2012/08	2016-04-23	AQMS1	Sunny	10:15	1-hour TSP	75	ug/m3
TMCLKL	HY/2012/08	2016-04-23	AQMS1	Sunny	11:17	1-hour TSP	106	ug/m3
TMCLKL	HY/2012/08	2016-04-23	AQMS1	Sunny	12:19	1-hour TSP	79	ug/m3
TMCLKL	HY/2012/08	2016-04-23	ASR1	Sunny	10:04	1-hour TSP	79	ug/m3
TMCLKL	HY/2012/08	2016-04-23	ASR1	Sunny	11:06	1-hour TSP	93	ug/m3
TMCLKL	HY/2012/08	2016-04-23	ASR1	Sunny	12:08	1-hour TSP	102	ug/m3
TMCLKL	HY/2012/08	2016-04-23	ASR10	Sunny	09:30	1-hour TSP	64	ug/m3
TMCLKL	HY/2012/08	2016-04-23	ASR10	Sunny	10:32	1-hour TSP	86	ug/m3
TMCLKL	HY/2012/08	2016-04-23	ASR10	Sunny	11:34	1-hour TSP	69	ug/m3
TMCLKL	HY/2012/08	2016-04-23	ASR5	Sunny	09:53	1-hour TSP	92	ug/m3
TMCLKL	HY/2012/08	2016-04-23	ASR5	Sunny	10:55	1-hour TSP	109	ug/m3
TMCLKL	HY/2012/08	2016-04-23	ASR5	Sunny	11:57	1-hour TSP	156	ug/m3
TMCLKL	HY/2012/08	2016-04-23	ASR6	Sunny	09:40	1-hour TSP	147	ug/m3
TMCLKL	HY/2012/08	2016-04-23	ASR6	Sunny	10:42	1-hour TSP	137	ug/m3
TMCLKL	HY/2012/08	2016-04-23	ASR6	Sunny	11:44	1-hour TSP	128	ug/m3

Project	Works	Date	Station	Weather	Start time	Parameters	Results	units
TMCLKL	HY/2012/08	2016-04-26	AQMS1	Sunny	16:19	1-hour TSP	74	ug/m3
TMCLKL	HY/2012/08	2016-04-26	AQMS1	Sunny	13:24	1-hour TSP	134	ug/m3
TMCLKL	HY/2012/08	2016-04-26	AQMS1	Sunny	14:26	1-hour TSP	137	ug/m3
TMCLKL	HY/2012/08	2016-04-26	ASR1	Sunny	13:13	1-hour TSP	165	ug/m3
TMCLKL	HY/2012/08	2016-04-26	ASR1	Sunny	14:15	1-hour TSP	121	ug/m3
TMCLKL	HY/2012/08	2016-04-26	ASR1	Sunny	15:17	1-hour TSP	133	ug/m3
TMCLKL	HY/2012/08	2016-04-26	ASR10	Sunny	12:40	1-hour TSP	106	ug/m3
TMCLKL	HY/2012/08	2016-04-26	ASR10	Sunny	13:42	1-hour TSP	72	ug/m3
TMCLKL	HY/2012/08	2016-04-26	ASR10	Sunny	14:44	1-hour TSP	68	ug/m3
TMCLKL	HY/2012/08	2016-04-26	ASR5	Sunny	13:02	1-hour TSP	139	ug/m3
TMCLKL	HY/2012/08	2016-04-26	ASR5	Sunny	14:04	1-hour TSP	148	ug/m3
TMCLKL	HY/2012/08	2016-04-26	ASR5	Sunny	15:06	1-hour TSP	163	ug/m3
TMCLKL	HY/2012/08	2016-04-26	ASR6	Sunny	12:50	1-hour TSP	158	ug/m3
TMCLKL	HY/2012/08	2016-04-26	ASR6	Sunny	13:52	1-hour TSP	109	ug/m3
TMCLKL	HY/2012/08	2016-04-26	ASR6	Sunny	14:54	1-hour TSP	138	ug/m3
TMCLKL	HY/2012/08	2016-04-29	AQMS1	Sunny	13:39	1-hour TSP	98	ug/m3
TMCLKL	HY/2012/08	2016-04-29	AQMS1	Sunny	14:41	1-hour TSP	72	ug/m3
TMCLKL	HY/2012/08	2016-04-29	AQMS1	Sunny	15:43	1-hour TSP	83	ug/m3
TMCLKL	HY/2012/08	2016-04-29	ASR1	Sunny	13:28	1-hour TSP	134	ug/m3
TMCLKL	HY/2012/08	2016-04-29	ASR1	Sunny	14:30	1-hour TSP	119	ug/m3
TMCLKL	HY/2012/08	2016-04-29	ASR1	Sunny	15:32	1-hour TSP	97	ug/m3
TMCLKL	HY/2012/08	2016-04-29	ASR10	Sunny	12:56	1-hour TSP	93	ug/m3
TMCLKL	HY/2012/08	2016-04-29	ASR10	Sunny	13:58	1-hour TSP	89	ug/m3
TMCLKL	HY/2012/08	2016-04-29	ASR10	Sunny	15:00	1-hour TSP	60	ug/m3
TMCLKL	HY/2012/08	2016-04-29	ASR5	Sunny	13:18	1-hour TSP	134	ug/m3
TMCLKL	HY/2012/08	2016-04-29	ASR5	Sunny	14:20	1-hour TSP	168	ug/m3
TMCLKL	HY/2012/08	2016-04-29	ASR5	Sunny	15:22	1-hour TSP	138	ug/m3
TMCLKL	HY/2012/08	2016-04-29	ASR6	Sunny	13:07	1-hour TSP	122	ug/m3
TMCLKL	HY/2012/08	2016-04-29	ASR6	Sunny	14:09	1-hour TSP	115	ug/m3
TMCLKL	HY/2012/08	2016-04-29	ASR6	Sunny	15:11	1-hour TSP	82	ug/m3

Project	Works	Date	Station	Weather	Start time	Parameters	Results	units
TMCLKL	HY/2012/08	2016-04-02	AQMS1	Sunny	17:22	24-hour TSP	62	ug/m3
TMCLKL	HY/2012/08	2016-04-02	ASR1	Sunny	17:11	24-hour TSP	64	ug/m3
TMCLKL	HY/2012/08	2016-04-02	ASR10	Sunny	16:39	24-hour TSP	64	ug/m3
TMCLKL	HY/2012/08	2016-04-02	ASR5	Sunny	17:00	24-hour TSP	82	ug/m3
TMCLKL	HY/2012/08	2016-04-02	ASR6	Sunny	16:49	24-hour TSP	69	ug/m3
TMCLKL	HY/2012/08	2016-04-05	AQMS1	Sunny	17:19	24-hour TSP	59	ug/m3
TMCLKL	HY/2012/08	2016-04-05	ASR1	Sunny	17:08	24-hour TSP	61	ug/m3
TMCLKL	HY/2012/08	2016-04-05	ASR10	Sunny	16:36	24-hour TSP	46	ug/m3
TMCLKL	HY/2012/08	2016-04-05	ASR5	Sunny	16:58	24-hour TSP	79	ug/m3
TMCLKL	HY/2012/08	2016-04-05	ASR6	Sunny	16:47	24-hour TSP	61	ug/m3
TMCLKL	HY/2012/08	2016-04-08	AQMS1	Sunny	17:07	24-hour TSP	56	ug/m3
TMCLKL	HY/2012/08	2016-04-08	ASR1	Sunny	16:56	24-hour TSP	68	ug/m3
TMCLKL	HY/2012/08	2016-04-08	ASR10	Sunny	16:24	24-hour TSP	62	ug/m3
TMCLKL	HY/2012/08	2016-04-08	ASR5	Sunny	16:45	24-hour TSP	105	ug/m3
TMCLKL	HY/2012/08	2016-04-08	ASR6	Sunny	16:34	24-hour TSP	69	ug/m3
TMCLKL	HY/2012/08	2016-04-11	AQMS1	Cloudy	16:52	24-hour TSP	53	ug/m3
TMCLKL	HY/2012/08	2016-04-11	ASR1	Cloudy	16:40	24-hour TSP	60	ug/m3
TMCLKL	HY/2012/08	2016-04-11	ASR10	Cloudy	16:08	24-hour TSP	54	ug/m3
TMCLKL	HY/2012/08	2016-04-11	ASR5	Cloudy	16:19	24-hour TSP	55	ug/m3
TMCLKL	HY/2012/08	2016-04-11	ASR6	Cloudy	16:29	24-hour TSP	101	ug/m3
TMCLKL	HY/2012/08	2016-04-14	AQMS1	Cloudy	17:10	24-hour TSP	57	ug/m3
TMCLKL	HY/2012/08	2016-04-14	ASR1	Cloudy	16:59	24-hour TSP	56	ug/m3
TMCLKL	HY/2012/08	2016-04-14	ASR10	Cloudy	16:28	24-hour TSP	48	ug/m3
TMCLKL	HY/2012/08	2016-04-14	ASR5	Cloudy	16:48	24-hour TSP	79	ug/m3
TMCLKL	HY/2012/08	2016-04-14	ASR6	Cloudy	16:38	24-hour TSP	62	ug/m3
TMCLKL	HY/2012/08	2016-04-17	AQMS1	Cloudy	12:49	24-hour TSP	59	ug/m3
TMCLKL	HY/2012/08	2016-04-17	ASR1	Cloudy	12:38	24-hour TSP	85	ug/m3
TMCLKL	HY/2012/08	2016-04-17	ASR10	Cloudy	12:06	24-hour TSP	52	ug/m3
TMCLKL	HY/2012/08	2016-04-17	ASR5	Cloudy	12:26	24-hour TSP	88	ug/m3
TMCLKL	HY/2012/08	2016-04-17	ASR6	Cloudy	12:16	24-hour TSP	59	ug/m3

Project	Works	Date	Station	Weather	Start time	Parameters	Results	units
TMCLKL	HY/2012/08	2016-04-20	AQMS1	Cloudy	16:30	24-hour TSP	62	ug/m3
TMCLKL	HY/2012/08	2016-04-20	ASR1	Cloudy	16:19	24-hour TSP	72	ug/m3
TMCLKL	HY/2012/08	2016-04-20	ASR10	Cloudy	15:46	24-hour TSP	58	ug/m3
TMCLKL	HY/2012/08	2016-04-20	ASR5	Cloudy	16:06	24-hour TSP	83	ug/m3
TMCLKL	HY/2012/08	2016-04-20	ASR6	Cloudy	15:56	24-hour TSP	79	ug/m3
TMCLKL	HY/2012/08	2016-04-23	AQMS1	Sunny	13:21	24-hour TSP	63	ug/m3
TMCLKL	HY/2012/08	2016-04-23	ASR1	Sunny	13:10	24-hour TSP	65	ug/m3
TMCLKL	HY/2012/08	2016-04-23	ASR10	Sunny	12:36	24-hour TSP	49	ug/m3
TMCLKL	HY/2012/08	2016-04-23	ASR5	Sunny	12:59	24-hour TSP	78	ug/m3
TMCLKL	HY/2012/08	2016-04-23	ASR6	Sunny	12:46	24-hour TSP	68	ug/m3
TMCLKL	HY/2012/08	2016-04-26	AQMS1	Sunny	16:30	24-hour TSP	101	ug/m3
TMCLKL	HY/2012/08	2016-04-26	ASR1	Sunny	16:19	24-hour TSP	74	ug/m3
TMCLKL	HY/2012/08	2016-04-26	ASR10	Sunny	15:46	24-hour TSP	69	ug/m3
TMCLKL	HY/2012/08	2016-04-26	ASR5	Sunny	16:08	24-hour TSP	115	ug/m3
TMCLKL	HY/2012/08	2016-04-26	ASR6	Sunny	15:56	24-hour TSP	77	ug/m3
TMCLKL	HY/2012/08	2016-04-29	AQMS1	Sunny	16:45	24-hour TSP	59	ug/m3
TMCLKL	HY/2012/08	2016-04-29	ASR1	Sunny	16:34	24-hour TSP	67	ug/m3
TMCLKL	HY/2012/08	2016-04-29	ASR10	Sunny	16:02	24-hour TSP	62	ug/m3
TMCLKL	HY/2012/08	2016-04-29	ASR5	Sunny	16:24	24-hour TSP	68	ug/m3
TMCLKL	HY/2012/08	2016-04-29	ASR6	Sunny	16:13	24-hour TSP	64	ug/m3