

Figure G.1 Impact Monitoring – 1-hour Total Suspended Particulates ($\mu\text{g}/\text{m}^3$) at AQMS1 between 1 February 2016 and 31 May 2016 during impact monitoring period. The weather conditions during the monitoring period varied from sunny to cloudy. Major land-based construction activities included: CSM Ground Treatment and Diaphragm Wall Construction (1/4/2016 – 31/5/2016) and Box Culvert Extension (1/2/2016 – 31/5/2016). Ref: 0212330_Impact AQM graphs_ May 2016_REV a.xlsx



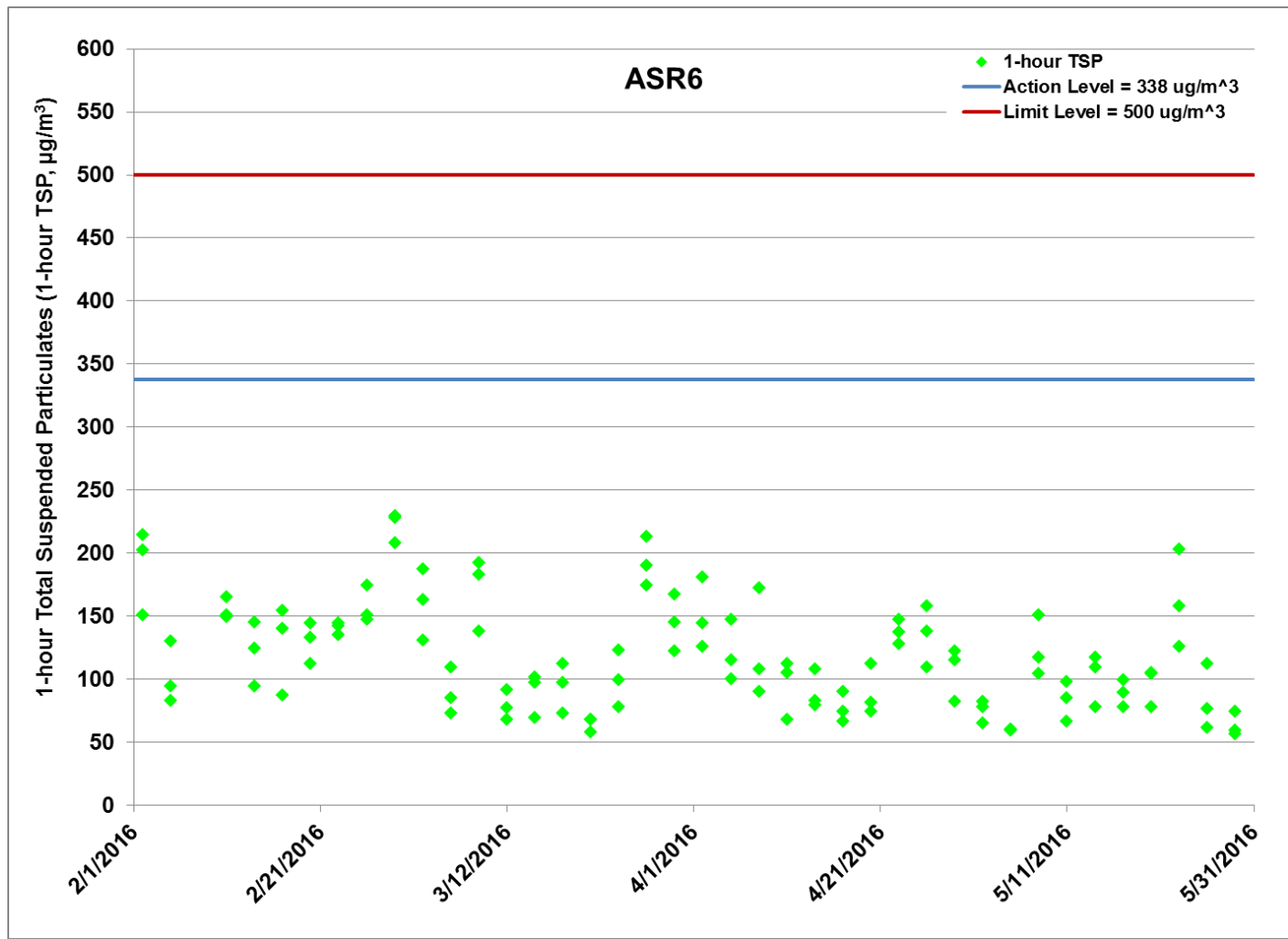


Figure G.2 Impact Monitoring - 1-hour Total Suspended Particulates ($\mu\text{g}/\text{m}^3$) at ASR6 between 1 February 2016 and 31 May 2016 during impact monitoring period. The weather conditions during the monitoring period varied from sunny to cloudy. Major land-based construction activities included: CSM Ground Treatment and Diaphragm Wall Construction (1/4/2016 - 31/5/2016) and Box Culvert Extension (1/2/2016 - 31/5/2016). Ref: 0212330_Impact AQM graphs_ May 2016_REV a.xlsx



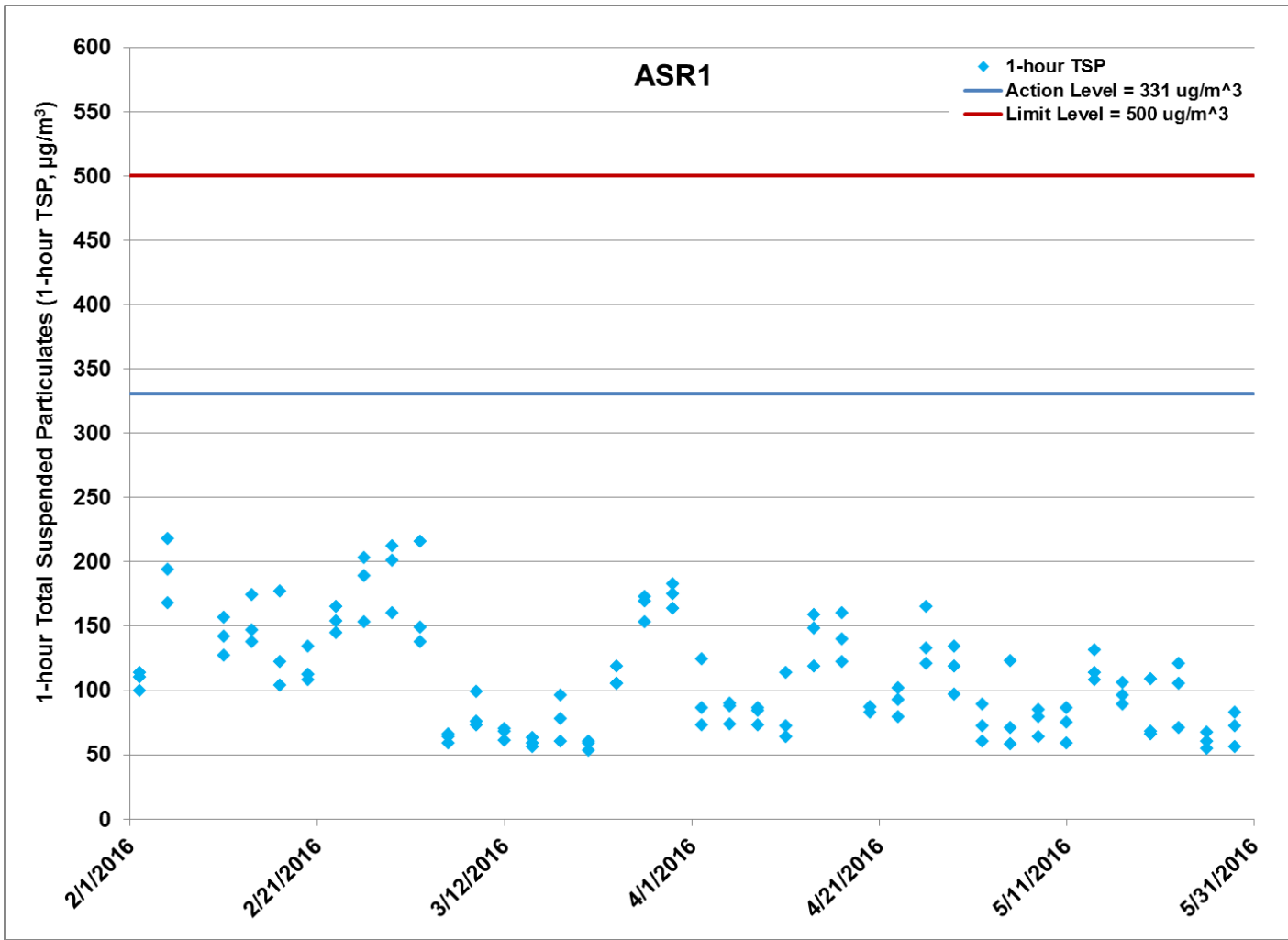


Figure G.3 Impact Monitoring - 1-hour Total Suspended Particulates ($\mu\text{g}/\text{m}^3$) at ASR1 between 1 February 2016 and 31 May 2016 during impact monitoring period. The weather conditions during the monitoring period varied from sunny to cloudy. Major land-based construction activities included: CSM Ground Treatment and Diaphragm Wall Construction (1/4/2016 - 31/5/2016) and Box Culvert Extension (1/2/2016 - 31/5/2016). Ref: 0212330_Impact AQM graphs_ May 2016_REV a.xlsx



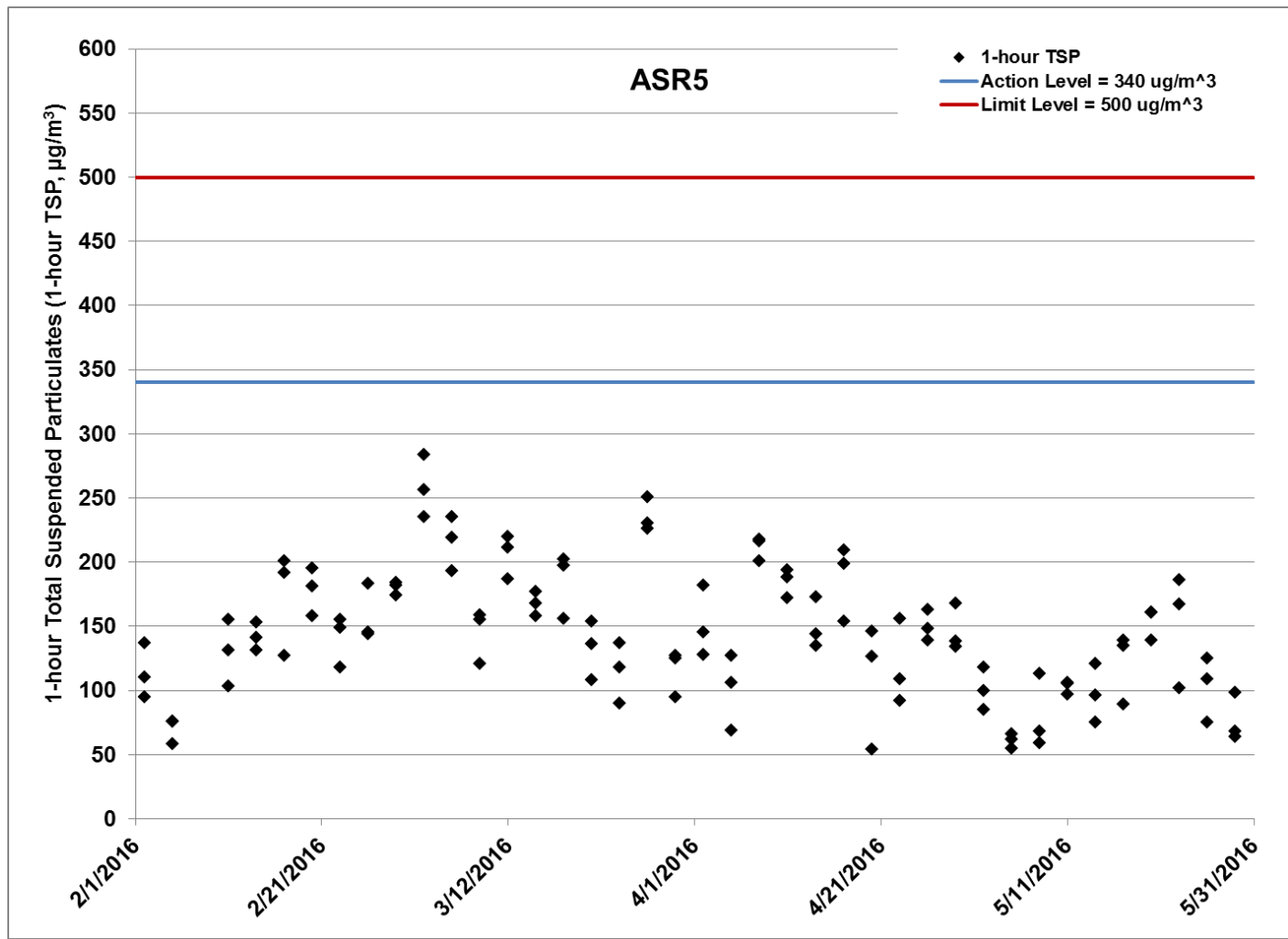


Figure G.4 Impact Monitoring - 1-hour Total Suspended Particulates ($\mu\text{g}/\text{m}^3$) at ASR5 between 1 February 2016 and 31 May 2016 during impact monitoring period. The weather conditions during the monitoring period varied from sunny to cloudy. Major land-based construction activities included: CSM Ground Treatment and Diaphragm Wall Construction (1/4/2016 - 31/5/2016) and Box Culvert Extension (1/2/2016 - 31/5/2016). Ref: 0212330_Impact AQM graphs_ May 2016_REV a.xlsx



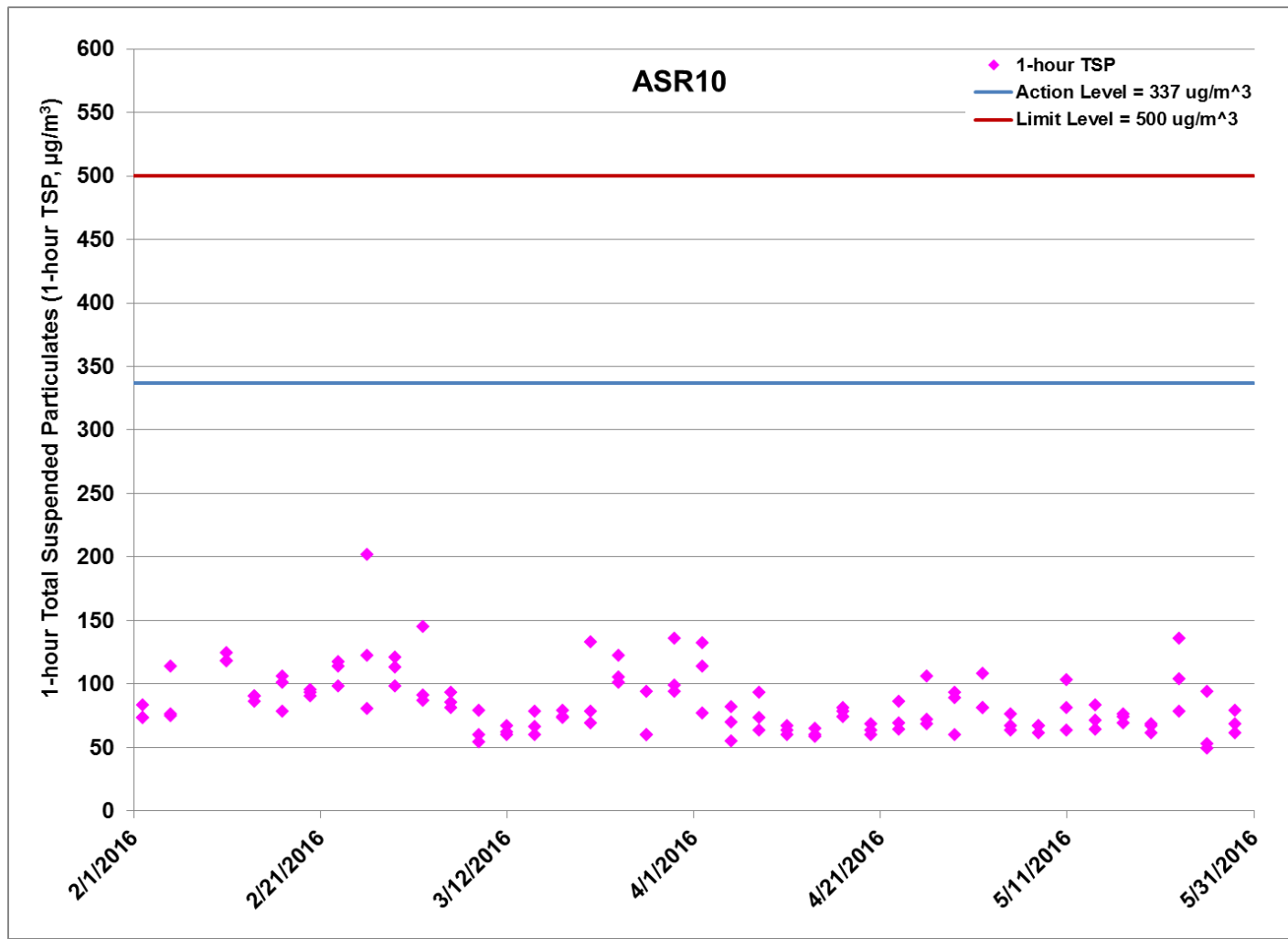


Figure G.5 Impact Monitoring - 1-hour Total Suspended Particulates ($\mu\text{g}/\text{m}^3$) at ASR10 between 1 February 2016 and 31 May 2016 during impact monitoring period. The weather conditions during the monitoring period varied from sunny to cloudy. Major land-based construction activities included: CSM Ground Treatment and Diaphragm Wall Construction (1/4/2016 - 31/5/2016) and Box Culvert Extension (1/2/2016 - 31/5/2016). Ref: 0212330_Impact AQM graphs_ May 2016_REV a.xlsx



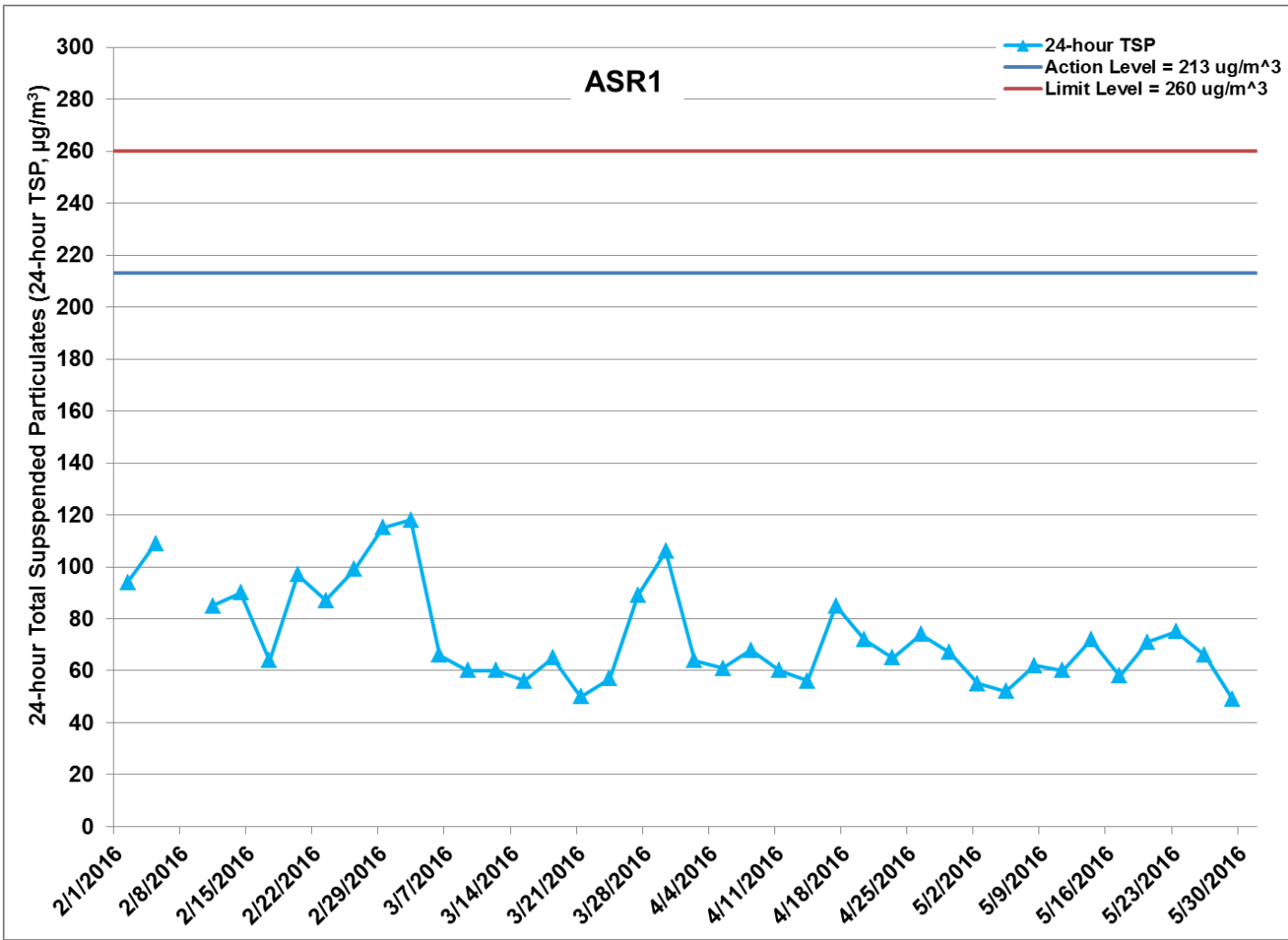


Figure G.6 Impact Monitoring - 24-hour Total Suspended Particulates ($\mu\text{g}/\text{m}^3$) at ASR1 between 1 February 2016 and 31 May 2016 during impact monitoring period. The weather conditions during the monitoring period varied from sunny to cloudy. Major land-based construction activities included: CSM Ground Treatment and Diaphragm Wall Construction (1/4/2016 - 31/5/2016) and Box Culvert Extension (1/2/2016 - 31/5/2016). Ref: 0212330_Impact AQM graphs_ May 2016_REV a.xlsx



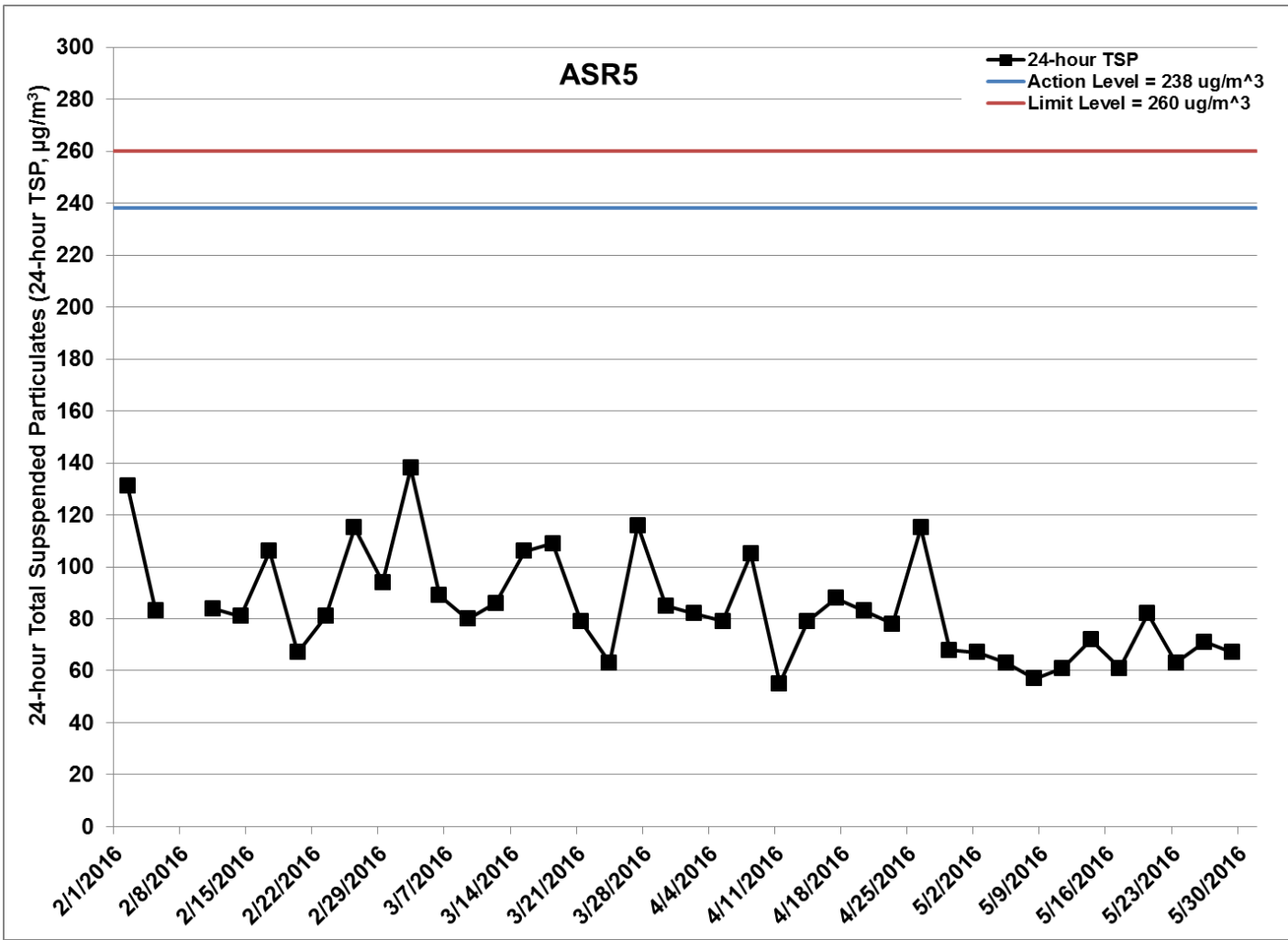


Figure G.7 Impact Monitoring - 24-hour Total Suspended Particulates ($\mu\text{g}/\text{m}^3$) at ASR5 between 1 February 2016 and 31 May 2016 during impact monitoring period. The weather conditions during the monitoring period varied from sunny to cloudy. Major land-based construction activities included: CSM Ground Treatment and Diaphragm Wall Construction (1/4/2016 - 31/5/2016) and Box Culvert Extension (1/2/2016 - 31/5/2016). Ref: 0212330_Impact AQM graphs_ May 2016_REV a.xlsx



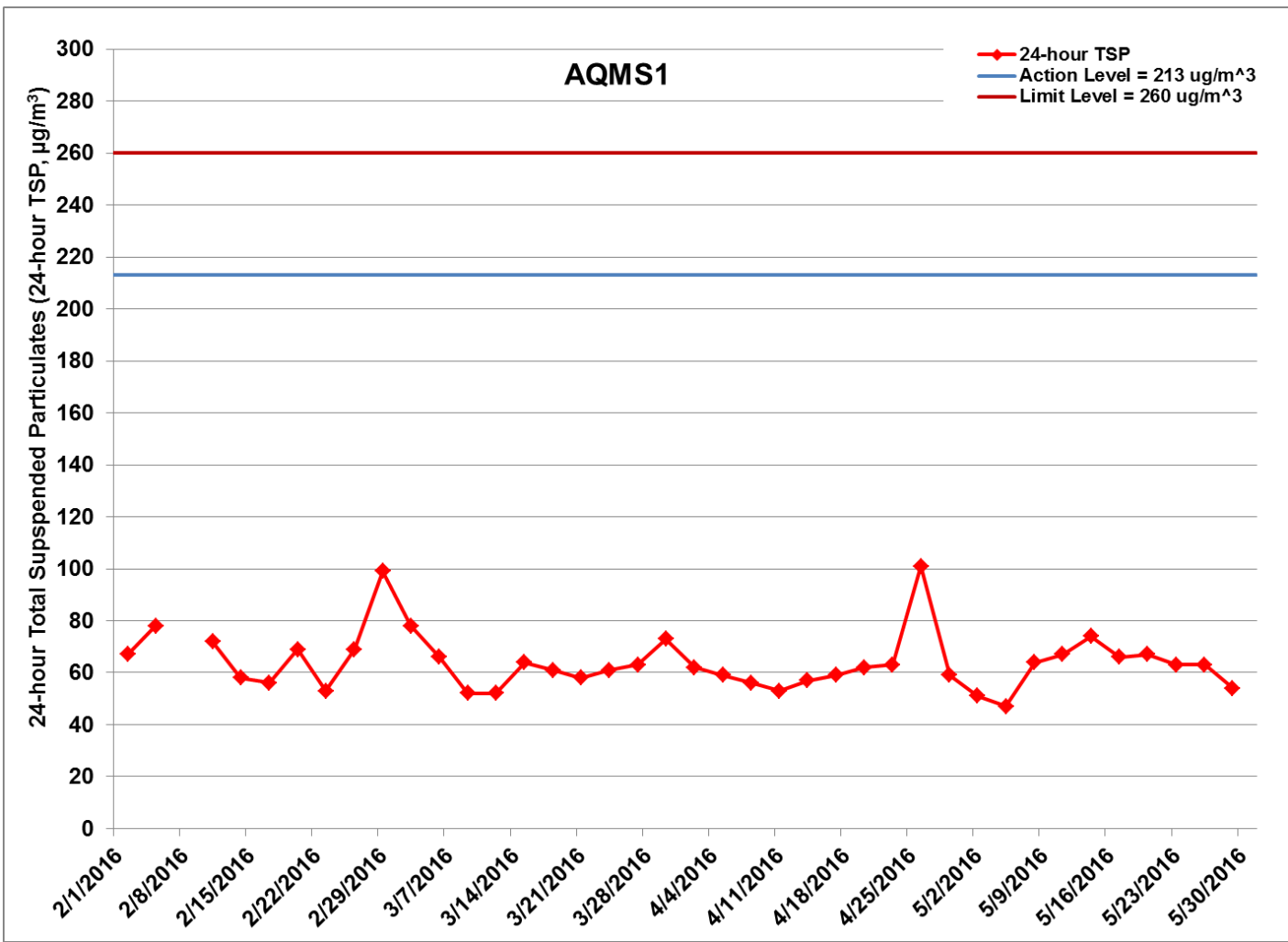


Figure G.8 Impact Monitoring - 24-hour Total Suspended Particulates ($\mu\text{g}/\text{m}^3$) at AQMS1 between 1 February 2016 and 31 May 2016 during impact monitoring period. The weather conditions during the monitoring period varied from sunny to cloudy. Major land-based construction activities included: CSM Ground Treatment and Diaphragm Wall Construction (1/4/2016 - 31/5/2016) and Box Culvert Extension (1/2/2016 - 31/5/2016). Ref: 0212330_Impact AQM graphs_ May 2016_REV a.xlsx



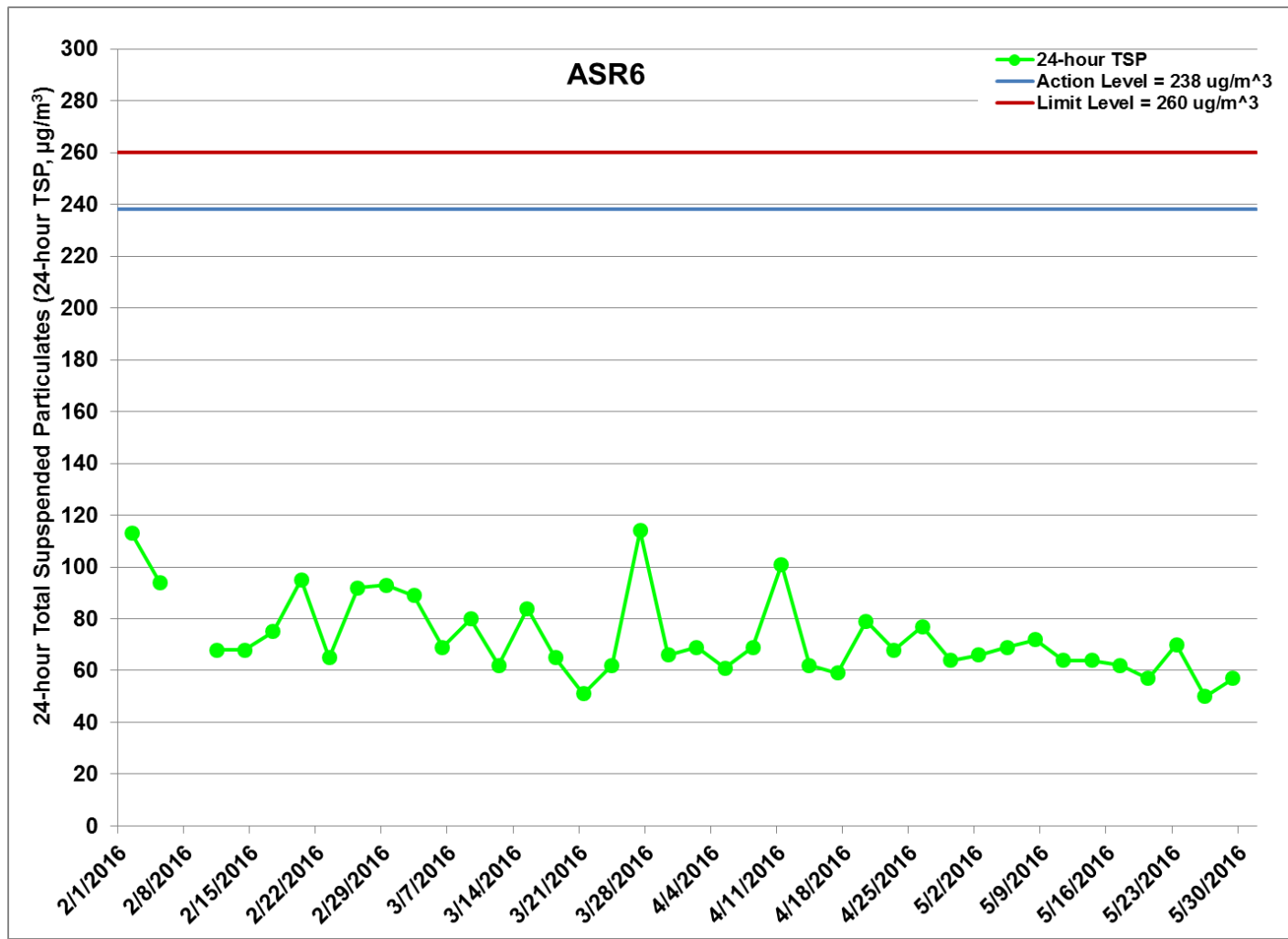


Figure G.9 Impact Monitoring - 24-hour Total Suspended Particulates ($\mu\text{g}/\text{m}^3$) at ASR6 between 1 February 2016 and 31 May 2016 during impact monitoring period. The weather conditions during the monitoring period varied from sunny to cloudy. Major land-based construction activities included: CSM Ground Treatment and Diaphragm Wall Construction (1/4/2016 - 31/5/2016) and Box Culvert Extension (1/2/2016 - 31/5/2016). Ref: 0212330_Impact AQM graphs_ May 2016_REV a.xlsx



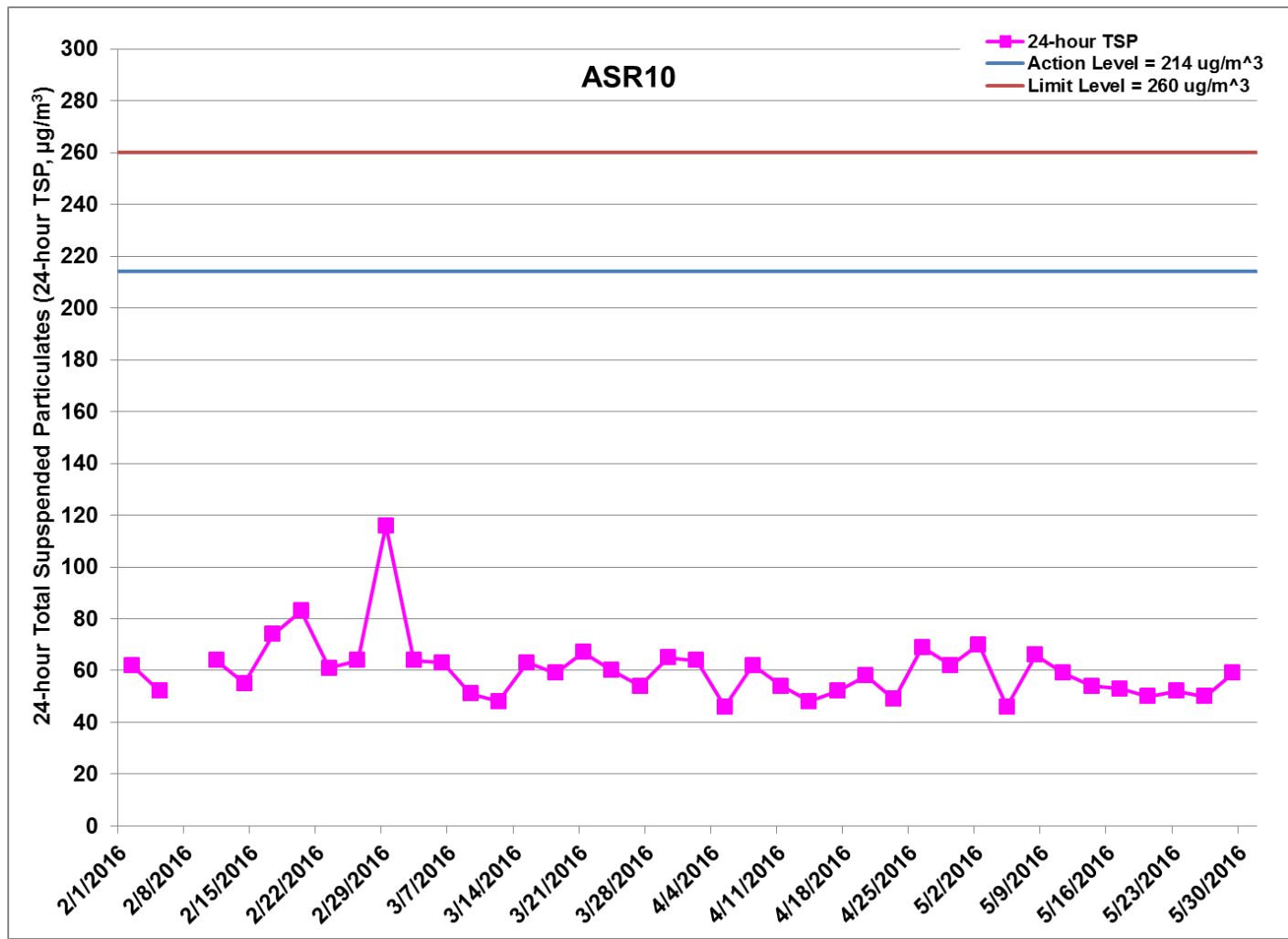


Figure G.10 Impact Monitoring – 24-hour Total Suspended Particulates ($\mu\text{g}/\text{m}^3$) at ASR10 between 1 February 2016 and 31 May 2016 during impact monitoring period. The weather conditions during the monitoring period varied from sunny to cloudy. Major land-based construction activities included: CSM Ground Treatment and Diaphragm Wall Construction (1/4/2016 – 31/5/2016) and Box Culvert Extension (1/2/2016 – 31/5/2016). Ref: 0212330_Impact AQM graphs_ May 2016_REV a.xlsx



Project	Works	Date	Station	Weather	Start time	Parameters	Results	units
TMCLKL	HY/2012/08	2016-05-02	AQMS1	Sunny	13:48	1-hour TSP	61	ug/m3
TMCLKL	HY/2012/08	2016-05-02	AQMS1	Sunny	14:50	1-hour TSP	66	ug/m3
TMCLKL	HY/2012/08	2016-05-02	AQMS1	Sunny	15:52	1-hour TSP	61	ug/m3
TMCLKL	HY/2012/08	2016-05-02	ASR1	Sunny	13:37	1-hour TSP	72	ug/m3
TMCLKL	HY/2012/08	2016-05-02	ASR1	Sunny	14:39	1-hour TSP	89	ug/m3
TMCLKL	HY/2012/08	2016-05-02	ASR1	Sunny	15:41	1-hour TSP	60	ug/m3
TMCLKL	HY/2012/08	2016-05-02	ASR10	Sunny	13:05	1-hour TSP	81	ug/m3
TMCLKL	HY/2012/08	2016-05-02	ASR10	Sunny	14:07	1-hour TSP	81	ug/m3
TMCLKL	HY/2012/08	2016-05-02	ASR10	Sunny	15:09	1-hour TSP	108	ug/m3
TMCLKL	HY/2012/08	2016-05-02	ASR5	Sunny	13:26	1-hour TSP	100	ug/m3
TMCLKL	HY/2012/08	2016-05-02	ASR5	Sunny	14:28	1-hour TSP	85	ug/m3
TMCLKL	HY/2012/08	2016-05-02	ASR5	Sunny	15:30	1-hour TSP	118	ug/m3
TMCLKL	HY/2012/08	2016-05-02	ASR6	Sunny	13:15	1-hour TSP	78	ug/m3
TMCLKL	HY/2012/08	2016-05-02	ASR6	Sunny	14:17	1-hour TSP	65	ug/m3
TMCLKL	HY/2012/08	2016-05-02	ASR6	Sunny	15:19	1-hour TSP	82	ug/m3
TMCLKL	HY/2012/08	2016-05-05	AQMS1	Sunny	13:26	1-hour TSP	51	ug/m3
TMCLKL	HY/2012/08	2016-05-05	AQMS1	Sunny	14:28	1-hour TSP	65	ug/m3
TMCLKL	HY/2012/08	2016-05-05	AQMS1	Sunny	15:30	1-hour TSP	56	ug/m3
TMCLKL	HY/2012/08	2016-05-05	ASR1	Sunny	13:15	1-hour TSP	71	ug/m3
TMCLKL	HY/2012/08	2016-05-05	ASR1	Sunny	14:17	1-hour TSP	123	ug/m3
TMCLKL	HY/2012/08	2016-05-05	ASR1	Sunny	15:19	1-hour TSP	58	ug/m3
TMCLKL	HY/2012/08	2016-05-05	ASR10	Sunny	12:43	1-hour TSP	63	ug/m3
TMCLKL	HY/2012/08	2016-05-05	ASR10	Sunny	13:45	1-hour TSP	67	ug/m3
TMCLKL	HY/2012/08	2016-05-05	ASR10	Sunny	14:47	1-hour TSP	76	ug/m3
TMCLKL	HY/2012/08	2016-05-05	ASR5	Sunny	13:05	1-hour TSP	62	ug/m3
TMCLKL	HY/2012/08	2016-05-05	ASR5	Sunny	14:07	1-hour TSP	55	ug/m3
TMCLKL	HY/2012/08	2016-05-05	ASR5	Sunny	15:09	1-hour TSP	66	ug/m3
TMCLKL	HY/2012/08	2016-05-05	ASR6	Sunny	12:54	1-hour TSP	59	ug/m3
TMCLKL	HY/2012/08	2016-05-05	ASR6	Sunny	13:56	1-hour TSP	60	ug/m3
TMCLKL	HY/2012/08	2016-05-05	ASR6	Sunny	14:58	1-hour TSP	60	ug/m3

Project	Works	Date	Station	Weather	Start time	Parameters	Results	units
TMCLKL	HY/2012/08	2016-05-08	AQMS1	Sunny	10:34	1-hour TSP	50	ug/m3
TMCLKL	HY/2012/08	2016-05-08	AQMS1	Sunny	11:36	1-hour TSP	62	ug/m3
TMCLKL	HY/2012/08	2016-05-08	AQMS1	Sunny	12:38	1-hour TSP	70	ug/m3
TMCLKL	HY/2012/08	2016-05-08	ASR1	Sunny	10:32	1-hour TSP	64	ug/m3
TMCLKL	HY/2012/08	2016-05-08	ASR1	Sunny	11:34	1-hour TSP	85	ug/m3
TMCLKL	HY/2012/08	2016-05-08	ASR1	Sunny	12:36	1-hour TSP	79	ug/m3
TMCLKL	HY/2012/08	2016-05-08	ASR10	Sunny	10:00	1-hour TSP	61	ug/m3
TMCLKL	HY/2012/08	2016-05-08	ASR10	Sunny	11:02	1-hour TSP	67	ug/m3
TMCLKL	HY/2012/08	2016-05-08	ASR10	Sunny	12:04	1-hour TSP	67	ug/m3
TMCLKL	HY/2012/08	2016-05-08	ASR5	Sunny	10:20	1-hour TSP	59	ug/m3
TMCLKL	HY/2012/08	2016-05-08	ASR5	Sunny	11:22	1-hour TSP	113	ug/m3
TMCLKL	HY/2012/08	2016-05-08	ASR5	Sunny	12:24	1-hour TSP	68	ug/m3
TMCLKL	HY/2012/08	2016-05-08	ASR6	Sunny	10:10	1-hour TSP	117	ug/m3
TMCLKL	HY/2012/08	2016-05-08	ASR6	Sunny	11:12	1-hour TSP	151	ug/m3
TMCLKL	HY/2012/08	2016-05-08	ASR6	Sunny	12:14	1-hour TSP	104	ug/m3
TMCLKL	HY/2012/08	2016-05-11	AQMS1	Sunny	13:47	1-hour TSP	93	ug/m3
TMCLKL	HY/2012/08	2016-05-11	AQMS1	Sunny	14:49	1-hour TSP	100	ug/m3
TMCLKL	HY/2012/08	2016-05-11	AQMS1	Sunny	15:51	1-hour TSP	137	ug/m3
TMCLKL	HY/2012/08	2016-05-11	ASR1	Sunny	13:35	1-hour TSP	86	ug/m3
TMCLKL	HY/2012/08	2016-05-11	ASR1	Sunny	14:37	1-hour TSP	59	ug/m3
TMCLKL	HY/2012/08	2016-05-11	ASR1	Sunny	15:39	1-hour TSP	75	ug/m3
TMCLKL	HY/2012/08	2016-05-11	ASR10	Sunny	13:02	1-hour TSP	103	ug/m3
TMCLKL	HY/2012/08	2016-05-11	ASR10	Sunny	14:04	1-hour TSP	81	ug/m3
TMCLKL	HY/2012/08	2016-05-11	ASR10	Sunny	15:06	1-hour TSP	63	ug/m3
TMCLKL	HY/2012/08	2016-05-11	ASR5	Sunny	13:24	1-hour TSP	106	ug/m3
TMCLKL	HY/2012/08	2016-05-11	ASR5	Sunny	14:26	1-hour TSP	105	ug/m3
TMCLKL	HY/2012/08	2016-05-11	ASR5	Sunny	15:28	1-hour TSP	97	ug/m3
TMCLKL	HY/2012/08	2016-05-11	ASR6	Sunny	13:13	1-hour TSP	85	ug/m3
TMCLKL	HY/2012/08	2016-05-11	ASR6	Sunny	14:15	1-hour TSP	66	ug/m3
TMCLKL	HY/2012/08	2016-05-11	ASR6	Sunny	15:17	1-hour TSP	98	ug/m3

Project	Works	Date	Station	Weather	Start time	Parameters	Results	units
TMCLKL	HY/2012/08	2016-05-14	AQMS1	Sunny	09:53	1-hour TSP	131	ug/m3
TMCLKL	HY/2012/08	2016-05-14	AQMS1	Sunny	10:55	1-hour TSP	108	ug/m3
TMCLKL	HY/2012/08	2016-05-14	AQMS1	Sunny	11:57	1-hour TSP	92	ug/m3
TMCLKL	HY/2012/08	2016-05-14	ASR1	Sunny	09:42	1-hour TSP	131	ug/m3
TMCLKL	HY/2012/08	2016-05-14	ASR1	Sunny	10:44	1-hour TSP	114	ug/m3
TMCLKL	HY/2012/08	2016-05-14	ASR1	Sunny	11:46	1-hour TSP	108	ug/m3
TMCLKL	HY/2012/08	2016-05-14	ASR10	Sunny	09:10	1-hour TSP	83	ug/m3
TMCLKL	HY/2012/08	2016-05-14	ASR10	Sunny	10:12	1-hour TSP	64	ug/m3
TMCLKL	HY/2012/08	2016-05-14	ASR10	Sunny	11:14	1-hour TSP	71	ug/m3
TMCLKL	HY/2012/08	2016-05-14	ASR5	Sunny	09:31	1-hour TSP	96	ug/m3
TMCLKL	HY/2012/08	2016-05-14	ASR5	Sunny	10:33	1-hour TSP	75	ug/m3
TMCLKL	HY/2012/08	2016-05-14	ASR5	Sunny	11:35	1-hour TSP	121	ug/m3
TMCLKL	HY/2012/08	2016-05-14	ASR6	Sunny	09:20	1-hour TSP	109	ug/m3
TMCLKL	HY/2012/08	2016-05-14	ASR6	Sunny	10:22	1-hour TSP	78	ug/m3
TMCLKL	HY/2012/08	2016-05-14	ASR6	Sunny	11:24	1-hour TSP	117	ug/m3
TMCLKL	HY/2012/08	2016-05-17	AQMS1	Cloudy	13:32	1-hour TSP	68	ug/m3
TMCLKL	HY/2012/08	2016-05-17	AQMS1	Cloudy	14:34	1-hour TSP	115	ug/m3
TMCLKL	HY/2012/08	2016-05-17	AQMS1	Cloudy	15:36	1-hour TSP	134	ug/m3
TMCLKL	HY/2012/08	2016-05-17	ASR1	Cloudy	13:20	1-hour TSP	89	ug/m3
TMCLKL	HY/2012/08	2016-05-17	ASR1	Cloudy	14:22	1-hour TSP	106	ug/m3
TMCLKL	HY/2012/08	2016-05-17	ASR1	Cloudy	15:24	1-hour TSP	96	ug/m3
TMCLKL	HY/2012/08	2016-05-17	ASR10	Cloudy	12:48	1-hour TSP	69	ug/m3
TMCLKL	HY/2012/08	2016-05-17	ASR10	Cloudy	13:50	1-hour TSP	76	ug/m3
TMCLKL	HY/2012/08	2016-05-17	ASR10	Cloudy	14:52	1-hour TSP	74	ug/m3
TMCLKL	HY/2012/08	2016-05-17	ASR5	Cloudy	13:09	1-hour TSP	89	ug/m3
TMCLKL	HY/2012/08	2016-05-17	ASR5	Cloudy	14:11	1-hour TSP	135	ug/m3
TMCLKL	HY/2012/08	2016-05-17	ASR5	Cloudy	15:13	1-hour TSP	139	ug/m3
TMCLKL	HY/2012/08	2016-05-17	ASR6	Cloudy	12:58	1-hour TSP	78	ug/m3
TMCLKL	HY/2012/08	2016-05-17	ASR6	Cloudy	14:00	1-hour TSP	99	ug/m3
TMCLKL	HY/2012/08	2016-05-17	ASR6	Cloudy	15:02	1-hour TSP	89	ug/m3

Project	Works	Date	Station	Weather	Start time	Parameters	Results	units
TMCLKL	HY/2012/08	2016-05-20	AQMS1	Cloudy	09:47	1-hour TSP	110	ug/m3
TMCLKL	HY/2012/08	2016-05-20	AQMS1	Cloudy	10:49	1-hour TSP	83	ug/m3
TMCLKL	HY/2012/08	2016-05-20	AQMS1	Cloudy	11:51	1-hour TSP	96	ug/m3
TMCLKL	HY/2012/08	2016-05-20	ASR1	Cloudy	09:35	1-hour TSP	109	ug/m3
TMCLKL	HY/2012/08	2016-05-20	ASR1	Cloudy	10:37	1-hour TSP	66	ug/m3
TMCLKL	HY/2012/08	2016-05-20	ASR1	Cloudy	11:39	1-hour TSP	68	ug/m3
TMCLKL	HY/2012/08	2016-05-20	ASR10	Cloudy	09:03	1-hour TSP	68	ug/m3
TMCLKL	HY/2012/08	2016-05-20	ASR10	Cloudy	10:05	1-hour TSP	61	ug/m3
TMCLKL	HY/2012/08	2016-05-20	ASR10	Cloudy	11:07	1-hour TSP	67	ug/m3
TMCLKL	HY/2012/08	2016-05-20	ASR5	Cloudy	09:24	1-hour TSP	161	ug/m3
TMCLKL	HY/2012/08	2016-05-20	ASR5	Cloudy	10:26	1-hour TSP	161	ug/m3
TMCLKL	HY/2012/08	2016-05-20	ASR5	Cloudy	11:28	1-hour TSP	139	ug/m3
TMCLKL	HY/2012/08	2016-05-20	ASR6	Cloudy	09:13	1-hour TSP	104	ug/m3
TMCLKL	HY/2012/08	2016-05-20	ASR6	Cloudy	10:15	1-hour TSP	105	ug/m3
TMCLKL	HY/2012/08	2016-05-20	ASR6	Cloudy	11:17	1-hour TSP	78	ug/m3
TMCLKL	HY/2012/08	2016-05-23	AQMS1	Sunny	13:50	1-hour TSP	127	ug/m3
TMCLKL	HY/2012/08	2016-05-23	AQMS1	Sunny	14:52	1-hour TSP	115	ug/m3
TMCLKL	HY/2012/08	2016-05-23	AQMS1	Sunny	15:54	1-hour TSP	75	ug/m3
TMCLKL	HY/2012/08	2016-05-23	ASR1	Sunny	13:39	1-hour TSP	121	ug/m3
TMCLKL	HY/2012/08	2016-05-23	ASR1	Sunny	14:41	1-hour TSP	71	ug/m3
TMCLKL	HY/2012/08	2016-05-23	ASR1	Sunny	15:43	1-hour TSP	105	ug/m3
TMCLKL	HY/2012/08	2016-05-23	ASR10	Sunny	13:07	1-hour TSP	104	ug/m3
TMCLKL	HY/2012/08	2016-05-23	ASR10	Sunny	14:09	1-hour TSP	136	ug/m3
TMCLKL	HY/2012/08	2016-05-23	ASR10	Sunny	15:11	1-hour TSP	78	ug/m3
TMCLKL	HY/2012/08	2016-05-23	ASR5	Sunny	13:28	1-hour TSP	167	ug/m3
TMCLKL	HY/2012/08	2016-05-23	ASR5	Sunny	14:30	1-hour TSP	186	ug/m3
TMCLKL	HY/2012/08	2016-05-23	ASR5	Sunny	15:32	1-hour TSP	102	ug/m3
TMCLKL	HY/2012/08	2016-05-23	ASR6	Sunny	13:17	1-hour TSP	158	ug/m3
TMCLKL	HY/2012/08	2016-05-23	ASR6	Sunny	14:19	1-hour TSP	203	ug/m3
TMCLKL	HY/2012/08	2016-05-23	ASR6	Sunny	15:21	1-hour TSP	126	ug/m3

Project	Works	Date	Station	Weather	Start time	Parameters	Results	units
TMCLKL	HY/2012/08	2016-05-26	AQMS1	Cloudy	13:22	1-hour TSP	75	ug/m3
TMCLKL	HY/2012/08	2016-05-26	AQMS1	Cloudy	14:24	1-hour TSP	130	ug/m3
TMCLKL	HY/2012/08	2016-05-26	AQMS1	Cloudy	15:26	1-hour TSP	111	ug/m3
TMCLKL	HY/2012/08	2016-05-26	ASR1	Cloudy	13:10	1-hour TSP	60	ug/m3
TMCLKL	HY/2012/08	2016-05-26	ASR1	Cloudy	14:12	1-hour TSP	55	ug/m3
TMCLKL	HY/2012/08	2016-05-26	ASR1	Cloudy	15:14	1-hour TSP	67	ug/m3
TMCLKL	HY/2012/08	2016-05-26	ASR10	Cloudy	12:38	1-hour TSP	94	ug/m3
TMCLKL	HY/2012/08	2016-05-26	ASR10	Cloudy	13:40	1-hour TSP	49	ug/m3
TMCLKL	HY/2012/08	2016-05-26	ASR10	Cloudy	14:42	1-hour TSP	53	ug/m3
TMCLKL	HY/2012/08	2016-05-26	ASR5	Cloudy	12:59	1-hour TSP	109	ug/m3
TMCLKL	HY/2012/08	2016-05-26	ASR5	Cloudy	14:01	1-hour TSP	75	ug/m3
TMCLKL	HY/2012/08	2016-05-26	ASR5	Cloudy	15:03	1-hour TSP	125	ug/m3
TMCLKL	HY/2012/08	2016-05-26	ASR6	Cloudy	12:49	1-hour TSP	112	ug/m3
TMCLKL	HY/2012/08	2016-05-26	ASR6	Cloudy	13:51	1-hour TSP	61	ug/m3
TMCLKL	HY/2012/08	2016-05-26	ASR6	Cloudy	14:53	1-hour TSP	76	ug/m3
TMCLKL	HY/2012/08	2016-05-29	AQMS1	Sunny	10:25	1-hour TSP	87	ug/m3
TMCLKL	HY/2012/08	2016-05-29	AQMS1	Sunny	11:27	1-hour TSP	57	ug/m3
TMCLKL	HY/2012/08	2016-05-29	AQMS1	Sunny	12:29	1-hour TSP	61	ug/m3
TMCLKL	HY/2012/08	2016-05-29	ASR1	Sunny	10:13	1-hour TSP	83	ug/m3
TMCLKL	HY/2012/08	2016-05-29	ASR1	Sunny	11:15	1-hour TSP	72	ug/m3
TMCLKL	HY/2012/08	2016-05-29	ASR1	Sunny	12:17	1-hour TSP	56	ug/m3
TMCLKL	HY/2012/08	2016-05-29	ASR10	Sunny	09:40	1-hour TSP	79	ug/m3
TMCLKL	HY/2012/08	2016-05-29	ASR10	Sunny	10:42	1-hour TSP	68	ug/m3
TMCLKL	HY/2012/08	2016-05-29	ASR10	Sunny	11:44	1-hour TSP	61	ug/m3
TMCLKL	HY/2012/08	2016-05-29	ASR5	Sunny	10:02	1-hour TSP	64	ug/m3
TMCLKL	HY/2012/08	2016-05-29	ASR5	Sunny	11:04	1-hour TSP	68	ug/m3
TMCLKL	HY/2012/08	2016-05-29	ASR5	Sunny	12:06	1-hour TSP	98	ug/m3
TMCLKL	HY/2012/08	2016-05-29	ASR6	Sunny	09:50	1-hour TSP	59	ug/m3
TMCLKL	HY/2012/08	2016-05-29	ASR6	Sunny	10:52	1-hour TSP	56	ug/m3
TMCLKL	HY/2012/08	2016-05-29	ASR6	Sunny	11:54	1-hour TSP	74	ug/m3

Project	Works	Date	Station	Weather	Start time	Parameters	Results	units
TMCLKL	HY/2012/08	2016-05-02	AQMS1	Sunny	16:54	24-hour TSP	51	ug/m3
TMCLKL	HY/2012/08	2016-05-02	ASR1	Sunny	16:43	24-hour TSP	55	ug/m3
TMCLKL	HY/2012/08	2016-05-02	ASR10	Sunny	16:11	24-hour TSP	70	ug/m3
TMCLKL	HY/2012/08	2016-05-02	ASR5	Sunny	16:32	24-hour TSP	67	ug/m3
TMCLKL	HY/2012/08	2016-05-02	ASR6	Sunny	16:21	24-hour TSP	66	ug/m3
TMCLKL	HY/2012/08	2016-05-05	AQMS1	Sunny	16:32	24-hour TSP	47	ug/m3
TMCLKL	HY/2012/08	2016-05-05	ASR1	Sunny	16:21	24-hour TSP	52	ug/m3
TMCLKL	HY/2012/08	2016-05-05	ASR10	Sunny	16:36	24-hour TSP	46	ug/m3
TMCLKL	HY/2012/08	2016-05-05	ASR5	Sunny	16:11	24-hour TSP	63	ug/m3
TMCLKL	HY/2012/08	2016-05-05	ASR6	Sunny	16:00	24-hour TSP	69	ug/m3
TMCLKL	HY/2012/08	2016-05-08	AQMS1	Sunny	13:40	24-hour TSP	64	ug/m3
TMCLKL	HY/2012/08	2016-05-08	ASR1	Sunny	13:38	24-hour TSP	62	ug/m3
TMCLKL	HY/2012/08	2016-05-08	ASR10	Sunny	13:06	24-hour TSP	66	ug/m3
TMCLKL	HY/2012/08	2016-05-08	ASR5	Sunny	13:26	24-hour TSP	57	ug/m3
TMCLKL	HY/2012/08	2016-05-08	ASR6	Sunny	13:16	24-hour TSP	72	ug/m3
TMCLKL	HY/2012/08	2016-05-11	AQMS1	Sunny	16:53	24-hour TSP	67	ug/m3
TMCLKL	HY/2012/08	2016-05-11	ASR1	Sunny	16:41	24-hour TSP	60	ug/m3
TMCLKL	HY/2012/08	2016-05-11	ASR10	Sunny	16:08	24-hour TSP	59	ug/m3
TMCLKL	HY/2012/08	2016-05-11	ASR5	Sunny	16:30	24-hour TSP	61	ug/m3
TMCLKL	HY/2012/08	2016-05-11	ASR6	Sunny	16:19	24-hour TSP	64	ug/m3
TMCLKL	HY/2012/08	2016-05-14	AQMS1	Sunny	12:59	24-hour TSP	74	ug/m3
TMCLKL	HY/2012/08	2016-05-14	ASR1	Sunny	12:48	24-hour TSP	72	ug/m3
TMCLKL	HY/2012/08	2016-05-14	ASR10	Sunny	12:16	24-hour TSP	54	ug/m3
TMCLKL	HY/2012/08	2016-05-14	ASR5	Sunny	12:37	24-hour TSP	72	ug/m3
TMCLKL	HY/2012/08	2016-05-14	ASR6	Sunny	12:26	24-hour TSP	64	ug/m3
TMCLKL	HY/2012/08	2016-05-17	AQMS1	Cloudy	16:38	24-hour TSP	66	ug/m3
TMCLKL	HY/2012/08	2016-05-17	ASR1	Cloudy	16:26	24-hour TSP	58	ug/m3
TMCLKL	HY/2012/08	2016-05-17	ASR10	Cloudy	15:54	24-hour TSP	53	ug/m3
TMCLKL	HY/2012/08	2016-05-17	ASR5	Cloudy	16:15	24-hour TSP	61	ug/m3
TMCLKL	HY/2012/08	2016-05-17	ASR6	Cloudy	16:04	24-hour TSP	62	ug/m3

Project	Works	Date	Station	Weather	Start time	Parameters	Results	units
TMCLKL	HY/2012/08	2016-05-20	AQMS1	Cloudy	12:53	24-hour TSP	67	ug/m3
TMCLKL	HY/2012/08	2016-05-20	ASR1	Cloudy	12:41	24-hour TSP	71	ug/m3
TMCLKL	HY/2012/08	2016-05-20	ASR10	Cloudy	12:09	24-hour TSP	50	ug/m3
TMCLKL	HY/2012/08	2016-05-20	ASR5	Cloudy	12:30	24-hour TSP	82	ug/m3
TMCLKL	HY/2012/08	2016-05-20	ASR6	Cloudy	12:19	24-hour TSP	57	ug/m3
TMCLKL	HY/2012/08	2016-05-23	AQMS1	Sunny	16:56	24-hour TSP	63	ug/m3
TMCLKL	HY/2012/08	2016-05-23	ASR1	Sunny	16:45	24-hour TSP	75	ug/m3
TMCLKL	HY/2012/08	2016-05-23	ASR10	Sunny	16:13	24-hour TSP	52	ug/m3
TMCLKL	HY/2012/08	2016-05-23	ASR5	Sunny	16:34	24-hour TSP	63	ug/m3
TMCLKL	HY/2012/08	2016-05-23	ASR6	Sunny	16:23	24-hour TSP	70	ug/m3
TMCLKL	HY/2012/08	2016-05-26	AQMS1	Cloudy	16:28	24-hour TSP	63	ug/m3
TMCLKL	HY/2012/08	2016-05-26	ASR1	Cloudy	16:16	24-hour TSP	66	ug/m3
TMCLKL	HY/2012/08	2016-05-26	ASR10	Cloudy	15:44	24-hour TSP	50	ug/m3
TMCLKL	HY/2012/08	2016-05-26	ASR5	Cloudy	16:05	24-hour TSP	71	ug/m3
TMCLKL	HY/2012/08	2016-05-26	ASR6	Cloudy	15:55	24-hour TSP	50	ug/m3
TMCLKL	HY/2012/08	2016-05-29	AQMS1	Sunny	13:31	24-hour TSP	54	ug/m3
TMCLKL	HY/2012/08	2016-05-29	ASR1	Sunny	13:19	24-hour TSP	49	ug/m3
TMCLKL	HY/2012/08	2016-05-29	ASR10	Sunny	12:46	24-hour TSP	59	ug/m3
TMCLKL	HY/2012/08	2016-05-29	ASR5	Sunny	13:08	24-hour TSP	67	ug/m3
TMCLKL	HY/2012/08	2016-05-29	ASR6	Sunny	12:56	24-hour TSP	57	ug/m3