

Figure G.4 Impact Monitoring - 1-hour Total Suspended Particulates ($\mu\text{g}/\text{m}^3$) at ASR5 between 1 March 2016 and 30 June 2016 during impact monitoring period. The weather conditions during the monitoring period varied from sunny to cloudy. Major land-based construction activities included: CSM Ground Treatment and Diaphragm Wall Construction (1/4/2016 - 30/6/2016) and Box Culvert Extension (1/2/2016 - 30/6/2016). Ref: 0212330_Impact AQM graphs_ June 2016_REV a.xlsx



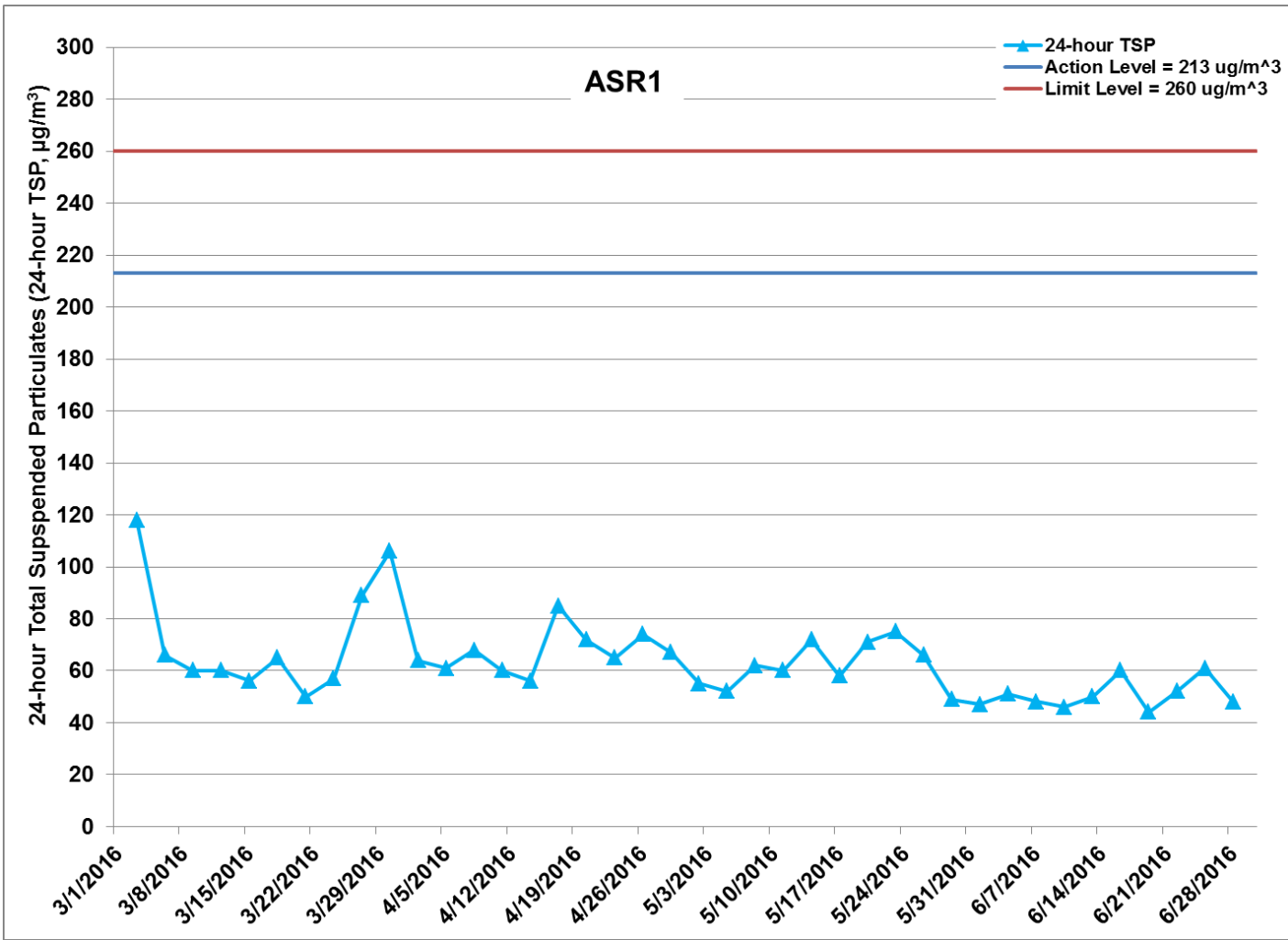


Figure G.6 Impact Monitoring - 24-hour Total Suspended Particulates ($\mu\text{g}/\text{m}^3$) at ASR1 between 1 March 2016 and 30 June 2016 during impact monitoring period. The weather conditions during the monitoring period varied from sunny to cloudy. Major land-based construction activities included: CSM Ground Treatment and Diaphragm Wall Construction (1/4/2016 - 30/6/2016) and Box Culvert Extension (1/2/2016 - 30/6/2016). Ref: 0212330_Impact AQM graphs_ June 2016_REV a.xlsx



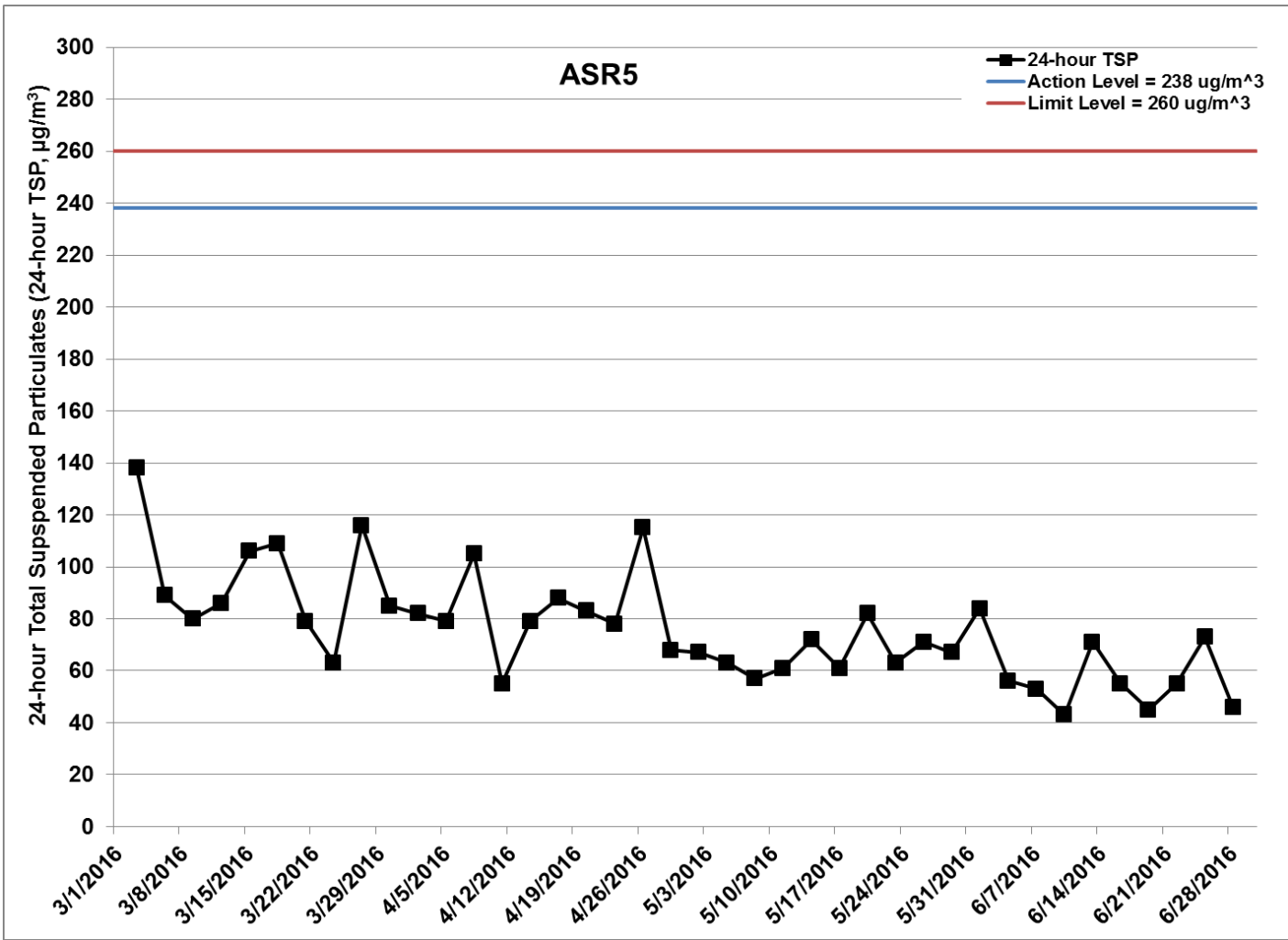


Figure G.7 Impact Monitoring - 24-hour Total Suspended Particulates ($\mu\text{g}/\text{m}^3$) at ASR5 between 1 March 2016 and 30 June 2016 during impact monitoring period. The weather conditions during the monitoring period varied from sunny to cloudy. Major land-based construction activities included: CSM Ground Treatment and Diaphragm Wall Construction (1/4/2016 - 30/6/2016) and Box Culvert Extension (1/2/2016 - 30/6/2016). Ref: 0212330_Impact AQM graphs_ June 2016_REV a.xlsx



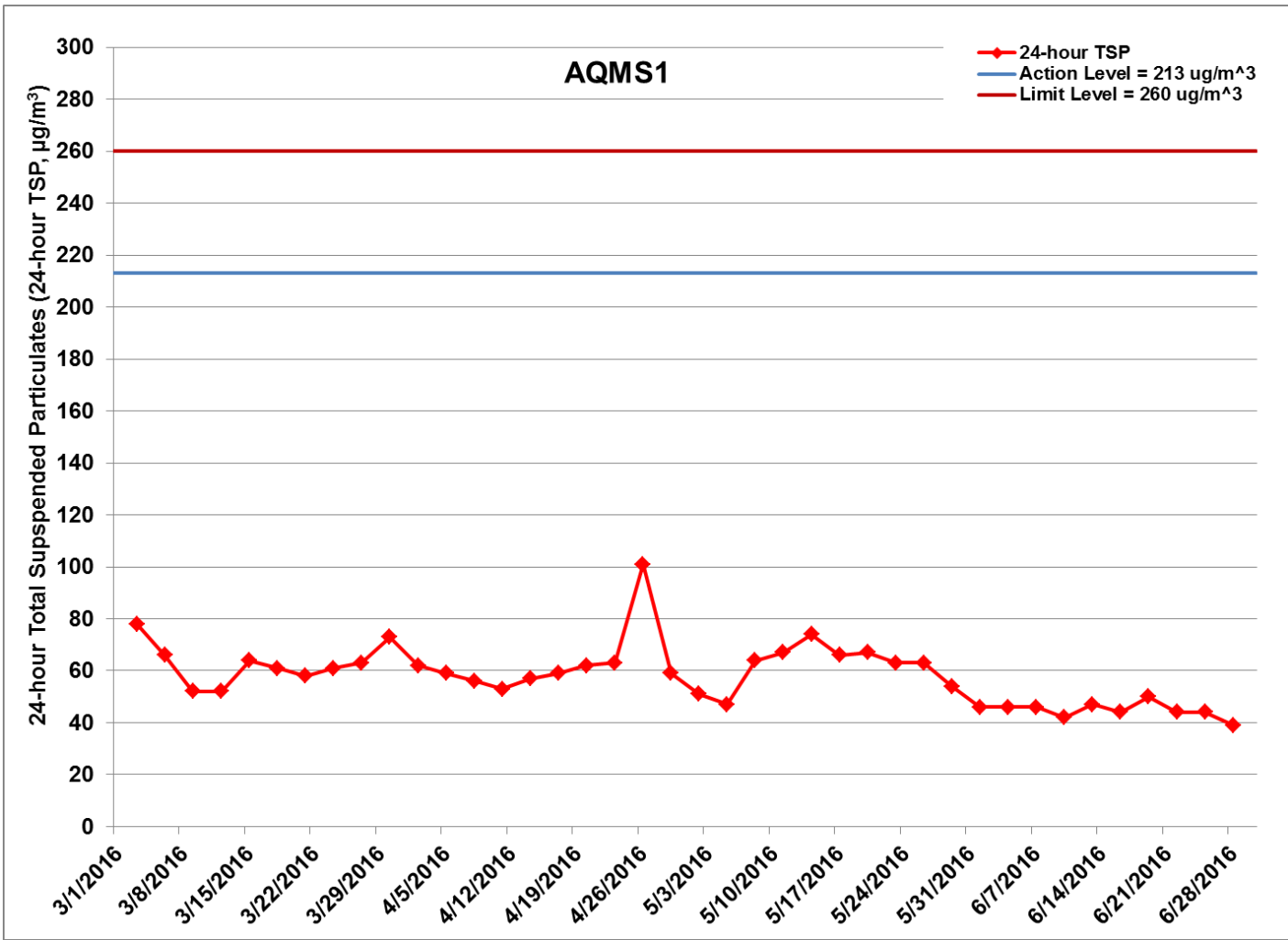


Figure G.8 Impact Monitoring - 24-hour Total Suspended Particulates ($\mu\text{g}/\text{m}^3$) at AQMS1 between 1 March 2016 and 30 June 2016 during impact monitoring period. The weather conditions during the monitoring period varied from sunny to cloudy. Major land-based construction activities included: CSM Ground Treatment and Diaphragm Wall Construction (1/4/2016 - 30/6/2016) and Box Culvert Extension (1/2/2016 - 30/6/2016). Ref: 0212330_Impact AQM graphs_ June 2016_REV a.xlsx



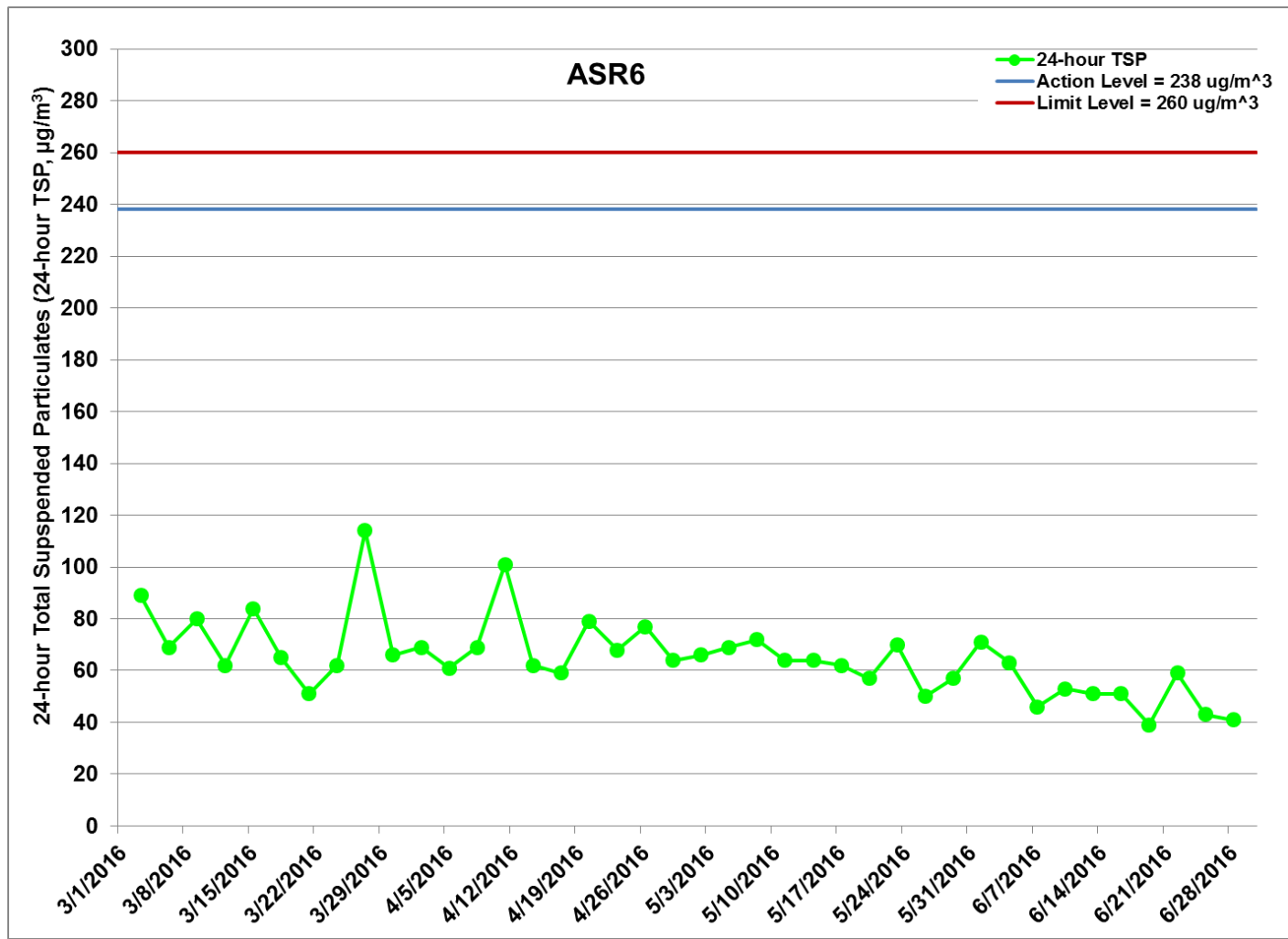


Figure G.9 Impact Monitoring - 24-hour Total Suspended Particulates ($\mu\text{g}/\text{m}^3$) at ASR6 between 1 March 2016 and 30 June 2016 during impact monitoring period. The weather conditions during the monitoring period varied from sunny to cloudy. Major land-based construction activities included: CSM Ground Treatment and Diaphragm Wall Construction (1/4/2016 - 30/6/2016) and Box Culvert Extension (1/2/2016 - 30/6/2016). Ref: 0212330_Impact AQM graphs_ June 2016_REV a.xlsx



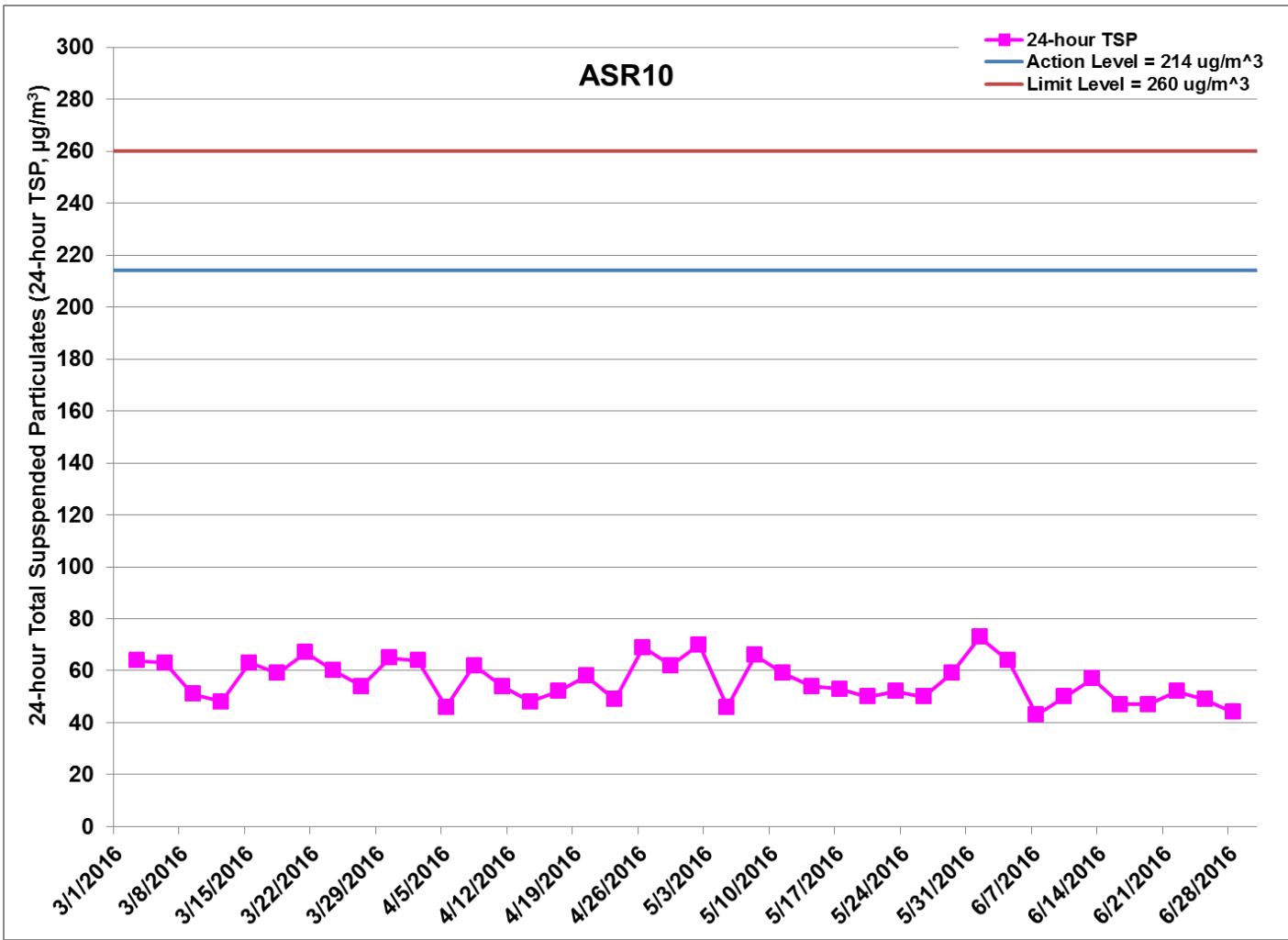


Figure G.10 Impact Monitoring – 24-hour Total Suspended Particulates ($\mu\text{g}/\text{m}^3$) at ASR10 between 1 March 2016 and 30 June 2016 during impact monitoring period. The weather conditions during the monitoring period varied from sunny to cloudy. Major land-based construction activities included: CSM Ground Treatment and Diaphragm Wall Construction (1/4/2016 – 30/6/2016) and Box Culvert Extension (1/2/2016 – 30/6/2016). Ref: 0212330_Impact AQM graphs_ June 2016_REV a.xlsx



Project	Works	Date	Station	Weather	Start time	Parameters	Results	units
TMCLKL	HY/2012/08	2016-06-01	AQMS1	Sunny	15:10	1-hour TSP	49	ug/m3
TMCLKL	HY/2012/08	2016-06-01	AQMS1	Sunny	16:12	1-hour TSP	57	ug/m3
TMCLKL	HY/2012/08	2016-06-01	AQMS1	Sunny	17:14	1-hour TSP	46	ug/m3
TMCLKL	HY/2012/08	2016-06-01	ASR1	Sunny	14:59	1-hour TSP	68	ug/m3
TMCLKL	HY/2012/08	2016-06-01	ASR1	Sunny	16:01	1-hour TSP	56	ug/m3
TMCLKL	HY/2012/08	2016-06-01	ASR1	Sunny	17:03	1-hour TSP	47	ug/m3
TMCLKL	HY/2012/08	2016-06-01	ASR10	Sunny	13:24	1-hour TSP	72	ug/m3
TMCLKL	HY/2012/08	2016-06-01	ASR10	Sunny	14:26	1-hour TSP	74	ug/m3
TMCLKL	HY/2012/08	2016-06-01	ASR10	Sunny	15:28	1-hour TSP	111	ug/m3
TMCLKL	HY/2012/08	2016-06-01	ASR5	Sunny	13:45	1-hour TSP	135	ug/m3
TMCLKL	HY/2012/08	2016-06-01	ASR5	Sunny	14:47	1-hour TSP	147	ug/m3
TMCLKL	HY/2012/08	2016-06-01	ASR5	Sunny	15:49	1-hour TSP	184	ug/m3
TMCLKL	HY/2012/08	2016-06-01	ASR6	Sunny	13:35	1-hour TSP	95	ug/m3
TMCLKL	HY/2012/08	2016-06-01	ASR6	Sunny	14:37	1-hour TSP	111	ug/m3
TMCLKL	HY/2012/08	2016-06-01	ASR6	Sunny	15:39	1-hour TSP	83	ug/m3
TMCLKL	HY/2012/08	2016-06-04	AQMS1	Sunny	13:14	1-hour TSP	64	ug/m3
TMCLKL	HY/2012/08	2016-06-04	AQMS1	Sunny	14:16	1-hour TSP	57	ug/m3
TMCLKL	HY/2012/08	2016-06-04	AQMS1	Sunny	15:18	1-hour TSP	83	ug/m3
TMCLKL	HY/2012/08	2016-06-04	ASR1	Sunny	13:03	1-hour TSP	56	ug/m3
TMCLKL	HY/2012/08	2016-06-04	ASR1	Sunny	14:05	1-hour TSP	59	ug/m3
TMCLKL	HY/2012/08	2016-06-04	ASR1	Sunny	15:07	1-hour TSP	54	ug/m3
TMCLKL	HY/2012/08	2016-06-04	ASR10	Sunny	12:30	1-hour TSP	71	ug/m3
TMCLKL	HY/2012/08	2016-06-04	ASR10	Sunny	13:32	1-hour TSP	57	ug/m3
TMCLKL	HY/2012/08	2016-06-04	ASR10	Sunny	14:34	1-hour TSP	61	ug/m3
TMCLKL	HY/2012/08	2016-06-04	ASR5	Sunny	12:52	1-hour TSP	122	ug/m3
TMCLKL	HY/2012/08	2016-06-04	ASR5	Sunny	13:54	1-hour TSP	164	ug/m3
TMCLKL	HY/2012/08	2016-06-04	ASR5	Sunny	14:56	1-hour TSP	131	ug/m3
TMCLKL	HY/2012/08	2016-06-04	ASR6	Sunny	12:40	1-hour TSP	125	ug/m3
TMCLKL	HY/2012/08	2016-06-04	ASR6	Sunny	13:42	1-hour TSP	129	ug/m3
TMCLKL	HY/2012/08	2016-06-04	ASR6	Sunny	14:44	1-hour TSP	104	ug/m3

Project	Works	Date	Station	Weather	Start time	Parameters	Results	units
TMCLKL	HY/2012/08	2016-06-07	AQMS1	Cloudy	13:21	1-hour TSP	65	ug/m3
TMCLKL	HY/2012/08	2016-06-07	AQMS1	Cloudy	14:23	1-hour TSP	64	ug/m3
TMCLKL	HY/2012/08	2016-06-07	AQMS1	Cloudy	15:25	1-hour TSP	64	ug/m3
TMCLKL	HY/2012/08	2016-06-07	ASR1	Cloudy	13:10	1-hour TSP	62	ug/m3
TMCLKL	HY/2012/08	2016-06-07	ASR1	Cloudy	14:12	1-hour TSP	58	ug/m3
TMCLKL	HY/2012/08	2016-06-07	ASR1	Cloudy	15:14	1-hour TSP	54	ug/m3
TMCLKL	HY/2012/08	2016-06-07	ASR10	Cloudy	12:37	1-hour TSP	76	ug/m3
TMCLKL	HY/2012/08	2016-06-07	ASR10	Cloudy	13:39	1-hour TSP	76	ug/m3
TMCLKL	HY/2012/08	2016-06-07	ASR10	Cloudy	14:41	1-hour TSP	56	ug/m3
TMCLKL	HY/2012/08	2016-06-07	ASR5	Cloudy	12:58	1-hour TSP	109	ug/m3
TMCLKL	HY/2012/08	2016-06-07	ASR5	Cloudy	14:00	1-hour TSP	70	ug/m3
TMCLKL	HY/2012/08	2016-06-07	ASR5	Cloudy	15:02	1-hour TSP	70	ug/m3
TMCLKL	HY/2012/08	2016-06-07	ASR6	Cloudy	12:48	1-hour TSP	61	ug/m3
TMCLKL	HY/2012/08	2016-06-07	ASR6	Cloudy	13:50	1-hour TSP	64	ug/m3
TMCLKL	HY/2012/08	2016-06-07	ASR6	Cloudy	14:52	1-hour TSP	70	ug/m3
TMCLKL	HY/2012/08	2016-06-10	AQMS1	Cloudy	13:30	1-hour TSP	75	ug/m3
TMCLKL	HY/2012/08	2016-06-10	AQMS1	Cloudy	14:32	1-hour TSP	55	ug/m3
TMCLKL	HY/2012/08	2016-06-10	AQMS1	Cloudy	15:34	1-hour TSP	52	ug/m3
TMCLKL	HY/2012/08	2016-06-10	ASR1	Cloudy	13:27	1-hour TSP	49	ug/m3
TMCLKL	HY/2012/08	2016-06-10	ASR1	Cloudy	14:29	1-hour TSP	51	ug/m3
TMCLKL	HY/2012/08	2016-06-10	ASR1	Cloudy	15:31	1-hour TSP	64	ug/m3
TMCLKL	HY/2012/08	2016-06-10	ASR10	Cloudy	12:55	1-hour TSP	55	ug/m3
TMCLKL	HY/2012/08	2016-06-10	ASR10	Cloudy	13:57	1-hour TSP	33	ug/m3
TMCLKL	HY/2012/08	2016-06-10	ASR10	Cloudy	14:59	1-hour TSP	58	ug/m3
TMCLKL	HY/2012/08	2016-06-10	ASR5	Cloudy	13:16	1-hour TSP	102	ug/m3
TMCLKL	HY/2012/08	2016-06-10	ASR5	Cloudy	14:18	1-hour TSP	63	ug/m3
TMCLKL	HY/2012/08	2016-06-10	ASR5	Cloudy	15:20	1-hour TSP	85	ug/m3
TMCLKL	HY/2012/08	2016-06-10	ASR6	Cloudy	13:06	1-hour TSP	60	ug/m3
TMCLKL	HY/2012/08	2016-06-10	ASR6	Cloudy	14:08	1-hour TSP	73	ug/m3
TMCLKL	HY/2012/08	2016-06-10	ASR6	Cloudy	15:10	1-hour TSP	94	ug/m3

Project	Works	Date	Station	Weather	Start time	Parameters	Results	units
TMCLKL	HY/2012/08	2016-06-13	AQMS1	Cloudy	13:53	1-hour TSP	55	ug/m3
TMCLKL	HY/2012/08	2016-06-13	AQMS1	Cloudy	14:55	1-hour TSP	46	ug/m3
TMCLKL	HY/2012/08	2016-06-13	AQMS1	Cloudy	15:57	1-hour TSP	55	ug/m3
TMCLKL	HY/2012/08	2016-06-13	ASR1	Cloudy	13:41	1-hour TSP	61	ug/m3
TMCLKL	HY/2012/08	2016-06-13	ASR1	Cloudy	14:43	1-hour TSP	53	ug/m3
TMCLKL	HY/2012/08	2016-06-13	ASR1	Cloudy	15:45	1-hour TSP	64	ug/m3
TMCLKL	HY/2012/08	2016-06-13	ASR10	Cloudy	13:07	1-hour TSP	65	ug/m3
TMCLKL	HY/2012/08	2016-06-13	ASR10	Cloudy	14:09	1-hour TSP	67	ug/m3
TMCLKL	HY/2012/08	2016-06-13	ASR10	Cloudy	15:11	1-hour TSP	55	ug/m3
TMCLKL	HY/2012/08	2016-06-13	ASR5	Cloudy	13:29	1-hour TSP	109	ug/m3
TMCLKL	HY/2012/08	2016-06-13	ASR5	Cloudy	14:31	1-hour TSP	95	ug/m3
TMCLKL	HY/2012/08	2016-06-13	ASR5	Cloudy	15:33	1-hour TSP	124	ug/m3
TMCLKL	HY/2012/08	2016-06-13	ASR6	Cloudy	13:18	1-hour TSP	91	ug/m3
TMCLKL	HY/2012/08	2016-06-13	ASR6	Cloudy	14:20	1-hour TSP	86	ug/m3
TMCLKL	HY/2012/08	2016-06-13	ASR6	Cloudy	15:22	1-hour TSP	75	ug/m3
TMCLKL	HY/2012/08	2016-06-16	AQMS1	Sunny	14:03	1-hour TSP	51	ug/m3
TMCLKL	HY/2012/08	2016-06-16	AQMS1	Sunny	15:05	1-hour TSP	56	ug/m3
TMCLKL	HY/2012/08	2016-06-16	AQMS1	Sunny	16:07	1-hour TSP	56	ug/m3
TMCLKL	HY/2012/08	2016-06-16	ASR1	Sunny	13:52	1-hour TSP	55	ug/m3
TMCLKL	HY/2012/08	2016-06-16	ASR1	Sunny	14:54	1-hour TSP	45	ug/m3
TMCLKL	HY/2012/08	2016-06-16	ASR1	Sunny	15:56	1-hour TSP	51	ug/m3
TMCLKL	HY/2012/08	2016-06-16	ASR10	Sunny	13:19	1-hour TSP	59	ug/m3
TMCLKL	HY/2012/08	2016-06-16	ASR10	Sunny	14:21	1-hour TSP	48	ug/m3
TMCLKL	HY/2012/08	2016-06-16	ASR10	Sunny	15:23	1-hour TSP	65	ug/m3
TMCLKL	HY/2012/08	2016-06-16	ASR5	Sunny	13:40	1-hour TSP	76	ug/m3
TMCLKL	HY/2012/08	2016-06-16	ASR5	Sunny	14:42	1-hour TSP	68	ug/m3
TMCLKL	HY/2012/08	2016-06-16	ASR5	Sunny	15:44	1-hour TSP	56	ug/m3
TMCLKL	HY/2012/08	2016-06-16	ASR6	Sunny	13:29	1-hour TSP	78	ug/m3
TMCLKL	HY/2012/08	2016-06-16	ASR6	Sunny	14:31	1-hour TSP	65	ug/m3
TMCLKL	HY/2012/08	2016-06-16	ASR6	Sunny	15:33	1-hour TSP	57	ug/m3

Project	Works	Date	Station	Weather	Start time	Parameters	Results	units
TMCLKL	HY/2012/08	2016-06-19	AQMS1	Sunny	09:44	1-hour TSP	71	ug/m3
TMCLKL	HY/2012/08	2016-06-19	AQMS1	Sunny	10:46	1-hour TSP	57	ug/m3
TMCLKL	HY/2012/08	2016-06-19	AQMS1	Sunny	11:48	1-hour TSP	62	ug/m3
TMCLKL	HY/2012/08	2016-06-19	ASR1	Sunny	09:33	1-hour TSP	53	ug/m3
TMCLKL	HY/2012/08	2016-06-19	ASR1	Sunny	10:35	1-hour TSP	59	ug/m3
TMCLKL	HY/2012/08	2016-06-19	ASR1	Sunny	11:37	1-hour TSP	60	ug/m3
TMCLKL	HY/2012/08	2016-06-19	ASR10	Sunny	09:00	1-hour TSP	55	ug/m3
TMCLKL	HY/2012/08	2016-06-19	ASR10	Sunny	10:02	1-hour TSP	63	ug/m3
TMCLKL	HY/2012/08	2016-06-19	ASR10	Sunny	11:04	1-hour TSP	52	ug/m3
TMCLKL	HY/2012/08	2016-06-19	ASR5	Sunny	09:22	1-hour TSP	72	ug/m3
TMCLKL	HY/2012/08	2016-06-19	ASR5	Sunny	10:24	1-hour TSP	62	ug/m3
TMCLKL	HY/2012/08	2016-06-19	ASR5	Sunny	11:26	1-hour TSP	85	ug/m3
TMCLKL	HY/2012/08	2016-06-19	ASR6	Sunny	09:10	1-hour TSP	49	ug/m3
TMCLKL	HY/2012/08	2016-06-19	ASR6	Sunny	10:12	1-hour TSP	67	ug/m3
TMCLKL	HY/2012/08	2016-06-19	ASR6	Sunny	11:14	1-hour TSP	62	ug/m3
TMCLKL	HY/2012/08	2016-06-22	AQMS1	Sunny	14:24	1-hour TSP	95	ug/m3
TMCLKL	HY/2012/08	2016-06-22	AQMS1	Sunny	15:26	1-hour TSP	47	ug/m3
TMCLKL	HY/2012/08	2016-06-22	AQMS1	Sunny	16:28	1-hour TSP	54	ug/m3
TMCLKL	HY/2012/08	2016-06-22	ASR1	Sunny	14:13	1-hour TSP	59	ug/m3
TMCLKL	HY/2012/08	2016-06-22	ASR1	Sunny	15:15	1-hour TSP	55	ug/m3
TMCLKL	HY/2012/08	2016-06-22	ASR1	Sunny	16:17	1-hour TSP	56	ug/m3
TMCLKL	HY/2012/08	2016-06-22	ASR10	Sunny	13:40	1-hour TSP	58	ug/m3
TMCLKL	HY/2012/08	2016-06-22	ASR10	Sunny	14:42	1-hour TSP	50	ug/m3
TMCLKL	HY/2012/08	2016-06-22	ASR10	Sunny	15:44	1-hour TSP	74	ug/m3
TMCLKL	HY/2012/08	2016-06-22	ASR5	Sunny	14:02	1-hour TSP	77	ug/m3
TMCLKL	HY/2012/08	2016-06-22	ASR5	Sunny	15:04	1-hour TSP	73	ug/m3
TMCLKL	HY/2012/08	2016-06-22	ASR5	Sunny	16:06	1-hour TSP	71	ug/m3
TMCLKL	HY/2012/08	2016-06-22	ASR6	Sunny	13:50	1-hour TSP	78	ug/m3
TMCLKL	HY/2012/08	2016-06-22	ASR6	Sunny	14:52	1-hour TSP	98	ug/m3
TMCLKL	HY/2012/08	2016-06-22	ASR6	Sunny	15:54	1-hour TSP	81	ug/m3

Project	Works	Date	Station	Weather	Start time	Parameters	Results	units
TMCLKL	HY/2012/08	2016-06-25	AQMS1	Sunny	09:51	1-hour TSP	46	ug/m3
TMCLKL	HY/2012/08	2016-06-25	AQMS1	Sunny	10:53	1-hour TSP	50	ug/m3
TMCLKL	HY/2012/08	2016-06-25	AQMS1	Sunny	11:55	1-hour TSP	45	ug/m3
TMCLKL	HY/2012/08	2016-06-25	ASR1	Sunny	09:40	1-hour TSP	69	ug/m3
TMCLKL	HY/2012/08	2016-06-25	ASR1	Sunny	10:42	1-hour TSP	72	ug/m3
TMCLKL	HY/2012/08	2016-06-25	ASR1	Sunny	11:44	1-hour TSP	91	ug/m3
TMCLKL	HY/2012/08	2016-06-25	ASR10	Sunny	09:06	1-hour TSP	61	ug/m3
TMCLKL	HY/2012/08	2016-06-25	ASR10	Sunny	10:08	1-hour TSP	54	ug/m3
TMCLKL	HY/2012/08	2016-06-25	ASR10	Sunny	11:10	1-hour TSP	90	ug/m3
TMCLKL	HY/2012/08	2016-06-25	ASR5	Sunny	09:29	1-hour TSP	139	ug/m3
TMCLKL	HY/2012/08	2016-06-25	ASR5	Sunny	10:31	1-hour TSP	128	ug/m3
TMCLKL	HY/2012/08	2016-06-25	ASR5	Sunny	11:33	1-hour TSP	113	ug/m3
TMCLKL	HY/2012/08	2016-06-25	ASR6	Sunny	09:17	1-hour TSP	73	ug/m3
TMCLKL	HY/2012/08	2016-06-25	ASR6	Sunny	10:19	1-hour TSP	62	ug/m3
TMCLKL	HY/2012/08	2016-06-25	ASR6	Sunny	11:21	1-hour TSP	77	ug/m3
TMCLKL	HY/2012/08	2016-06-28	AQMS1	Sunny	13:39	1-hour TSP	61	ug/m3
TMCLKL	HY/2012/08	2016-06-28	AQMS1	Sunny	14:41	1-hour TSP	55	ug/m3
TMCLKL	HY/2012/08	2016-06-28	AQMS1	Sunny	15:43	1-hour TSP	49	ug/m3
TMCLKL	HY/2012/08	2016-06-28	ASR1	Sunny	13:28	1-hour TSP	56	ug/m3
TMCLKL	HY/2012/08	2016-06-28	ASR1	Sunny	14:30	1-hour TSP	56	ug/m3
TMCLKL	HY/2012/08	2016-06-28	ASR1	Sunny	15:32	1-hour TSP	71	ug/m3
TMCLKL	HY/2012/08	2016-06-28	ASR10	Sunny	12:54	1-hour TSP	50	ug/m3
TMCLKL	HY/2012/08	2016-06-28	ASR10	Sunny	13:56	1-hour TSP	61	ug/m3
TMCLKL	HY/2012/08	2016-06-28	ASR10	Sunny	14:58	1-hour TSP	66	ug/m3
TMCLKL	HY/2012/08	2016-06-28	ASR5	Sunny	13:16	1-hour TSP	75	ug/m3
TMCLKL	HY/2012/08	2016-06-28	ASR5	Sunny	14:18	1-hour TSP	62	ug/m3
TMCLKL	HY/2012/08	2016-06-28	ASR5	Sunny	15:20	1-hour TSP	62	ug/m3
TMCLKL	HY/2012/08	2016-06-28	ASR6	Sunny	13:05	1-hour TSP	57	ug/m3
TMCLKL	HY/2012/08	2016-06-28	ASR6	Sunny	14:07	1-hour TSP	57	ug/m3
TMCLKL	HY/2012/08	2016-06-28	ASR6	Sunny	15:09	1-hour TSP	57	ug/m3

Project	Works	Date	Station	Weather	Start time	Parameters	Results	units
TMCLKL	HY/2012/08	2016-06-01	AQMS1	Sunny	17:14	24-hour TSP	46	ug/m3
TMCLKL	HY/2012/08	2016-06-01	ASR1	Sunny	17:03	24-hour TSP	47	ug/m3
TMCLKL	HY/2012/08	2016-06-01	ASR10	Sunny	16:30	24-hour TSP	73	ug/m3
TMCLKL	HY/2012/08	2016-06-01	ASR5	Sunny	16:51	24-hour TSP	84	ug/m3
TMCLKL	HY/2012/08	2016-06-01	ASR6	Sunny	16:41	24-hour TSP	71	ug/m3
TMCLKL	HY/2012/08	2016-06-04	AQMS1	Sunny	16:20	24-hour TSP	46	ug/m3
TMCLKL	HY/2012/08	2016-06-04	ASR1	Sunny	16:09	24-hour TSP	51	ug/m3
TMCLKL	HY/2012/08	2016-06-04	ASR10	Sunny	15:36	24-hour TSP	64	ug/m3
TMCLKL	HY/2012/08	2016-06-04	ASR5	Sunny	15:58	24-hour TSP	56	ug/m3
TMCLKL	HY/2012/08	2016-06-04	ASR6	Sunny	15:46	24-hour TSP	63	ug/m3
TMCLKL	HY/2012/08	2016-06-07	AQMS1	Cloudy	16:27	24-hour TSP	46	ug/m3
TMCLKL	HY/2012/08	2016-06-07	ASR1	Cloudy	16:16	24-hour TSP	48	ug/m3
TMCLKL	HY/2012/08	2016-06-07	ASR10	Cloudy	15:43	24-hour TSP	43	ug/m3
TMCLKL	HY/2012/08	2016-06-07	ASR5	Cloudy	16:04	24-hour TSP	53	ug/m3
TMCLKL	HY/2012/08	2016-06-07	ASR6	Cloudy	15:54	24-hour TSP	46	ug/m3
TMCLKL	HY/2012/08	2016-06-10	AQMS1	Cloudy	16:36	24-hour TSP	42	ug/m3
TMCLKL	HY/2012/08	2016-06-10	ASR1	Cloudy	16:33	24-hour TSP	46	ug/m3
TMCLKL	HY/2012/08	2016-06-10	ASR10	Cloudy	16:01	24-hour TSP	50	ug/m3
TMCLKL	HY/2012/08	2016-06-10	ASR5	Cloudy	16:22	24-hour TSP	43	ug/m3
TMCLKL	HY/2012/08	2016-06-10	ASR6	Cloudy	16:12	24-hour TSP	53	ug/m3
TMCLKL	HY/2012/08	2016-06-13	AQMS1	Cloudy	16:59	24-hour TSP	47	ug/m3
TMCLKL	HY/2012/08	2016-06-13	ASR1	Cloudy	16:47	24-hour TSP	50	ug/m3
TMCLKL	HY/2012/08	2016-06-13	ASR10	Cloudy	16:13	24-hour TSP	57	ug/m3
TMCLKL	HY/2012/08	2016-06-13	ASR5	Cloudy	16:35	24-hour TSP	71	ug/m3
TMCLKL	HY/2012/08	2016-06-13	ASR6	Cloudy	16:24	24-hour TSP	51	ug/m3
TMCLKL	HY/2012/08	2016-06-16	AQMS1	Cloudy	17:09	24-hour TSP	44	ug/m3
TMCLKL	HY/2012/08	2016-06-16	ASR1	Cloudy	16:58	24-hour TSP	60	ug/m3
TMCLKL	HY/2012/08	2016-06-16	ASR10	Cloudy	16:25	24-hour TSP	47	ug/m3
TMCLKL	HY/2012/08	2016-06-16	ASR5	Cloudy	16:46	24-hour TSP	55	ug/m3
TMCLKL	HY/2012/08	2016-06-16	ASR6	Cloudy	16:35	24-hour TSP	51	ug/m3

Project	Works	Date	Station	Weather	Start time	Parameters	Results	units
TMCLKL	HY/2012/08	2016-06-19	AQMS1	Sunny	12:50	24-hour TSP	50	ug/m3
TMCLKL	HY/2012/08	2016-06-19	ASR1	Sunny	12:39	24-hour TSP	44	ug/m3
TMCLKL	HY/2012/08	2016-06-19	ASR10	Sunny	12:06	24-hour TSP	47	ug/m3
TMCLKL	HY/2012/08	2016-06-19	ASR5	Sunny	12:28	24-hour TSP	45	ug/m3
TMCLKL	HY/2012/08	2016-06-19	ASR6	Sunny	12:16	24-hour TSP	39	ug/m3
TMCLKL	HY/2012/08	2016-06-22	AQMS1	Sunny	17:30	24-hour TSP	44	ug/m3
TMCLKL	HY/2012/08	2016-06-22	ASR1	Sunny	17:19	24-hour TSP	52	ug/m3
TMCLKL	HY/2012/08	2016-06-22	ASR10	Sunny	16:46	24-hour TSP	52	ug/m3
TMCLKL	HY/2012/08	2016-06-22	ASR5	Sunny	17:08	24-hour TSP	55	ug/m3
TMCLKL	HY/2012/08	2016-06-22	ASR6	Sunny	16:56	24-hour TSP	59	ug/m3
TMCLKL	HY/2012/08	2016-06-25	AQMS1	Sunny	12:57	24-hour TSP	44	ug/m3
TMCLKL	HY/2012/08	2016-06-25	ASR1	Sunny	12:46	24-hour TSP	61	ug/m3
TMCLKL	HY/2012/08	2016-06-25	ASR10	Sunny	12:12	24-hour TSP	49	ug/m3
TMCLKL	HY/2012/08	2016-06-25	ASR5	Sunny	12:35	24-hour TSP	73	ug/m3
TMCLKL	HY/2012/08	2016-06-25	ASR6	Sunny	12:23	24-hour TSP	43	ug/m3
TMCLKL	HY/2012/08	2016-06-28	AQMS1	Sunny	16:45	24-hour TSP	39	ug/m3
TMCLKL	HY/2012/08	2016-06-28	ASR1	Sunny	16:34	24-hour TSP	48	ug/m3
TMCLKL	HY/2012/08	2016-06-28	ASR10	Sunny	16:00	24-hour TSP	44	ug/m3
TMCLKL	HY/2012/08	2016-06-28	ASR5	Sunny	16:22	24-hour TSP	46	ug/m3
TMCLKL	HY/2012/08	2016-06-28	ASR6	Sunny	16:11	24-hour TSP	41	ug/m3