


Figure G.1 Impact Monitoring – 1-hour Total Suspended Particulates (µg/m³) at AQMS1 between 1 April 2016 and 31 July 2016 during impact monitoring period. The weather conditions during the monitoring period varied from sunny to cloudy. Major land-based construction activities included: CSM Ground Treatment and Diaphragm Wall Construction (1/4/2016 – 31/7/2016) and Box Culvert Extension (1/4/2016 – 31/7/2016). Ref: 0212330\_Impact AQM graphs\_July 2016\_REV a.xlsx



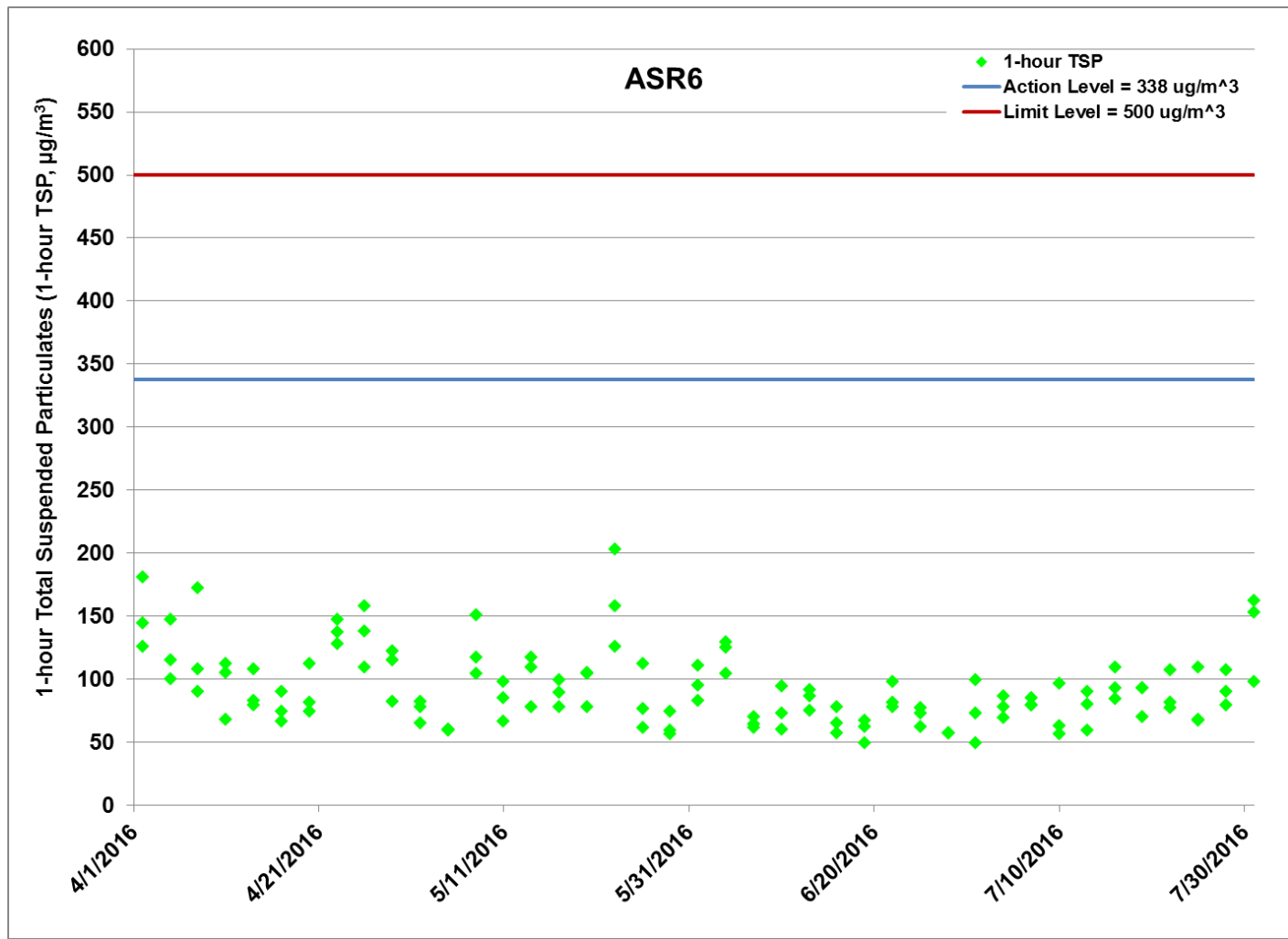


Figure G.2 Impact Monitoring - 1-hour Total Suspended Particulates ( $\mu\text{g}/\text{m}^3$ ) at ASR6 between 1 April 2016 and 31 July 2016 during impact monitoring period. The weather conditions during the monitoring period varied from sunny to cloudy. Major land-based construction activities included: CSM Ground Treatment and Diaphragm Wall Construction (1/4/2016 - 31/7/2016) and Box Culvert Extension (1/4/2016 - 31/7/2016). Ref: 0212330\_Impact AQM graphs\_ July 2016\_REV a.xlsx



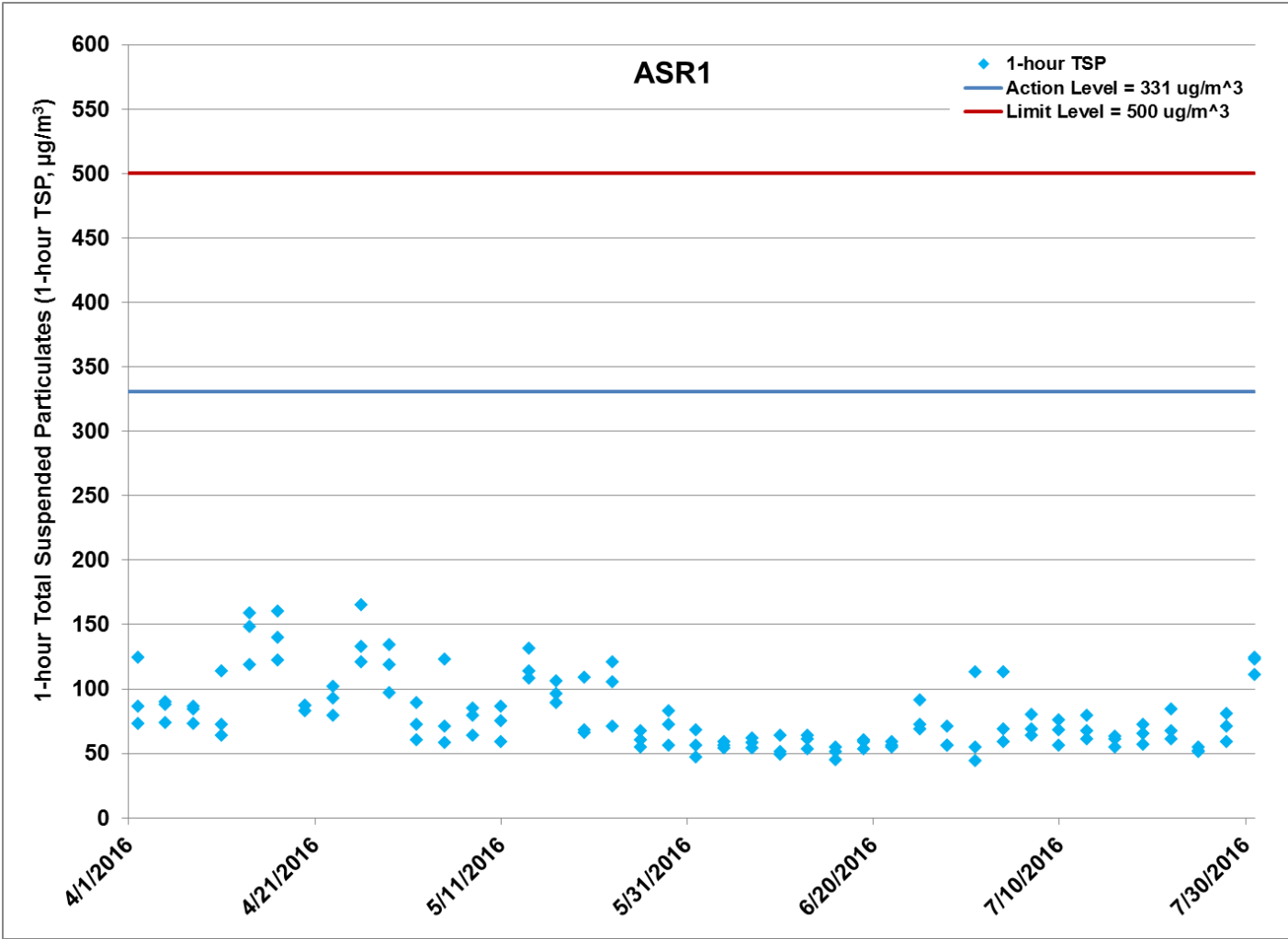


Figure G.3 Impact Monitoring - 1-hour Total Suspended Particulates (µg/m³) at ASR1 between 1 April 2016 and 31 July 2016 during impact monitoring period. The weather conditions during the monitoring period varied from sunny to cloudy. Major land-based construction activities included: CSM Ground Treatment and Diaphragm Wall Construction (1/4/2016 - 31/7/2016) and Box Culvert Extension (1/4/2016 - 31/7/2016). Ref: 0212330\_Impact AQM graphs\_ July 2016\_REV a.xlsx



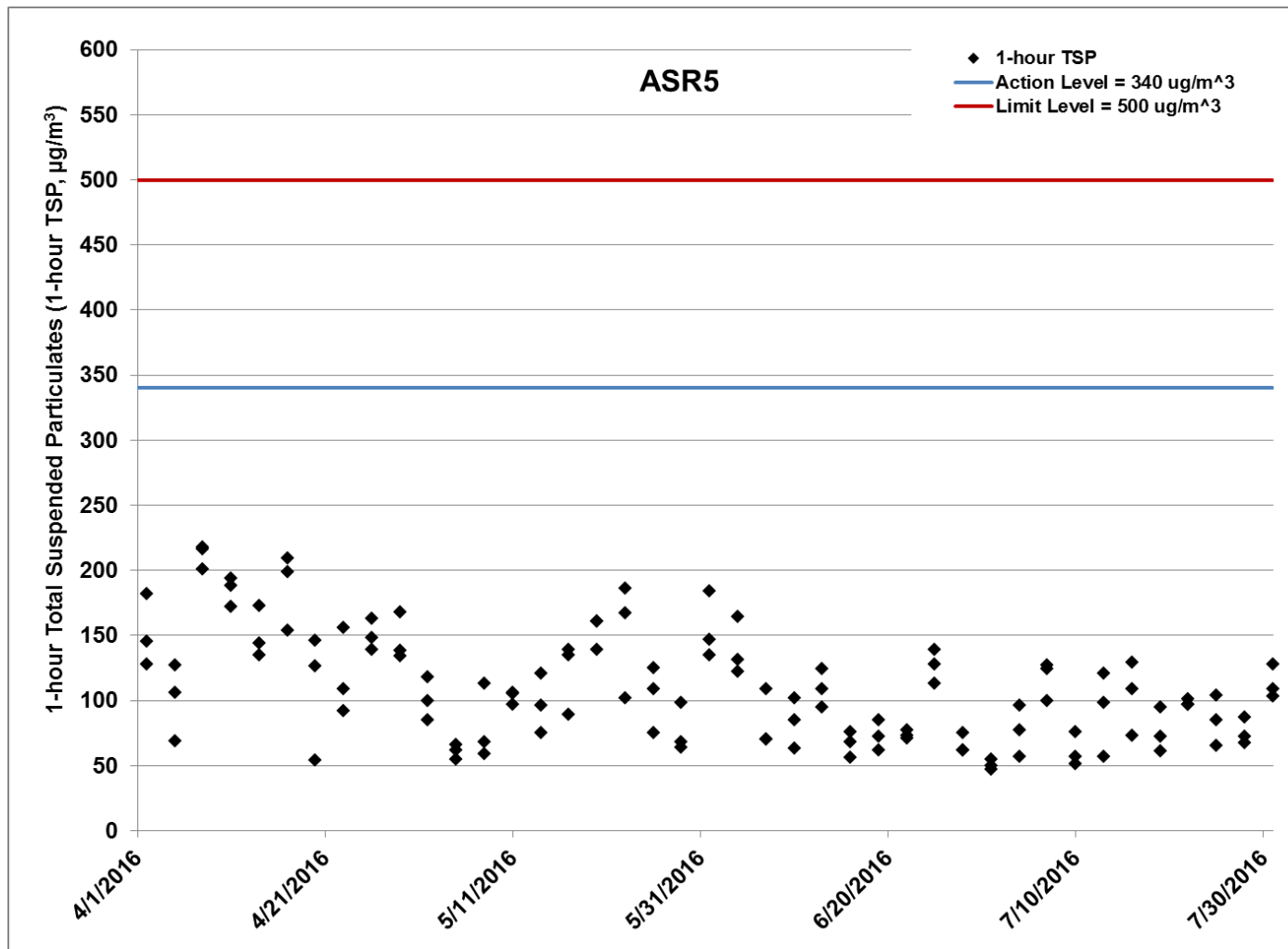


Figure G.4 Impact Monitoring - 1-hour Total Suspended Particulates ( $\mu\text{g}/\text{m}^3$ ) at ASR5 between 1 April 2016 and 31 July 2016 during impact monitoring period. The weather conditions during the monitoring period varied from sunny to cloudy. Major land-based construction activities included: CSM Ground Treatment and Diaphragm Wall Construction (1/4/2016 - 31/7/2016) and Box Culvert Extension (1/4/2016 - 31/7/2016). Ref: 0212330\_Impact AQM graphs\_ July 2016\_REV a.xlsx



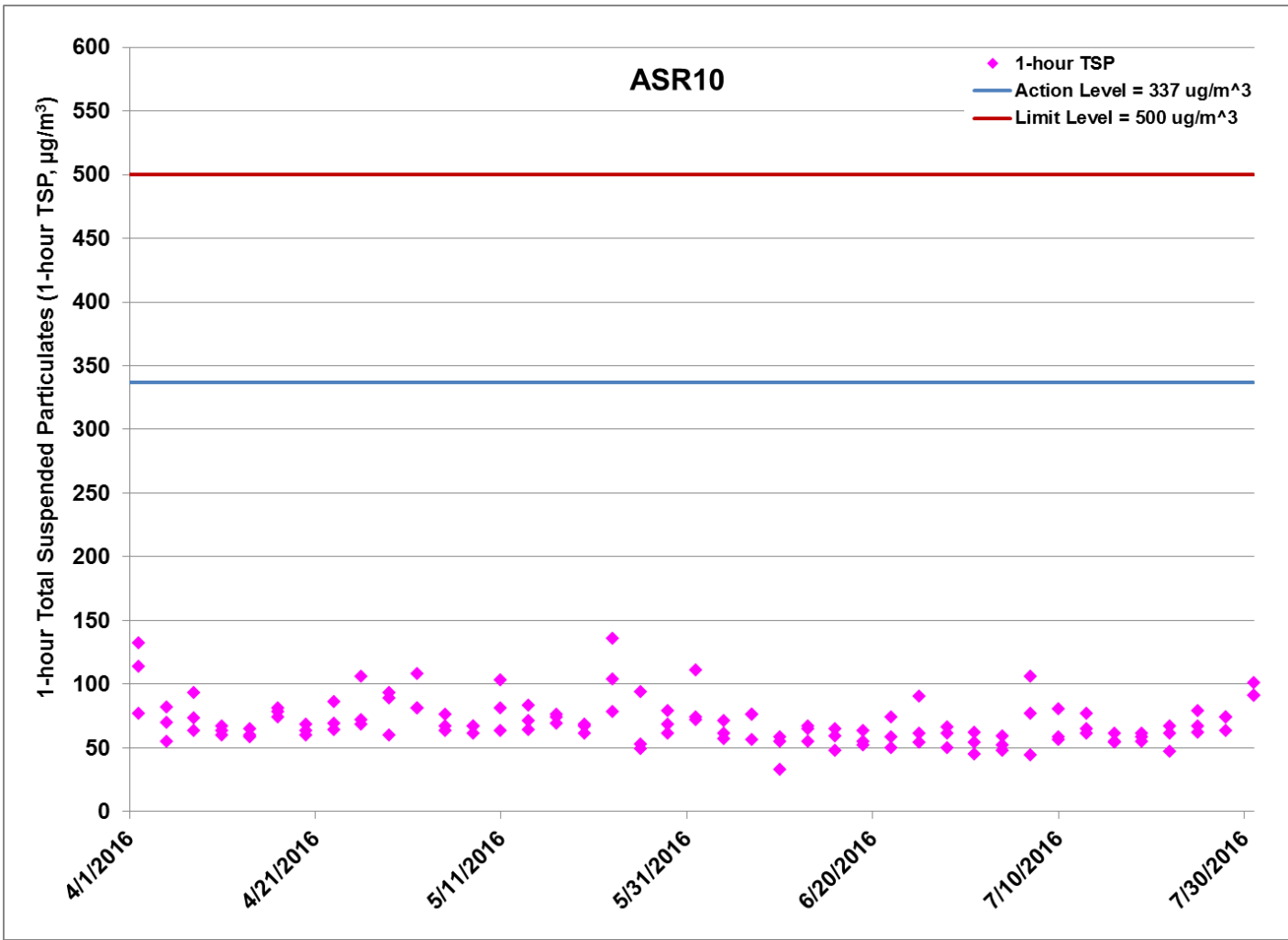


Figure G.5 Impact Monitoring - 1-hour Total Suspended Particulates ( $\mu\text{g}/\text{m}^3$ ) at ASR10 between 1 April 2016 and 31 July 2016 during impact monitoring period. The weather conditions during the monitoring period varied from sunny to cloudy. Major land-based construction activities included: CSM Ground Treatment and Diaphragm Wall Construction (1/4/2016 - 31/7/2016) and Box Culvert Extension (1/4/2016 - 31/7/2016). Ref: 0212330\_Impact AQM graphs\_ July 2016\_REV a.xlsx



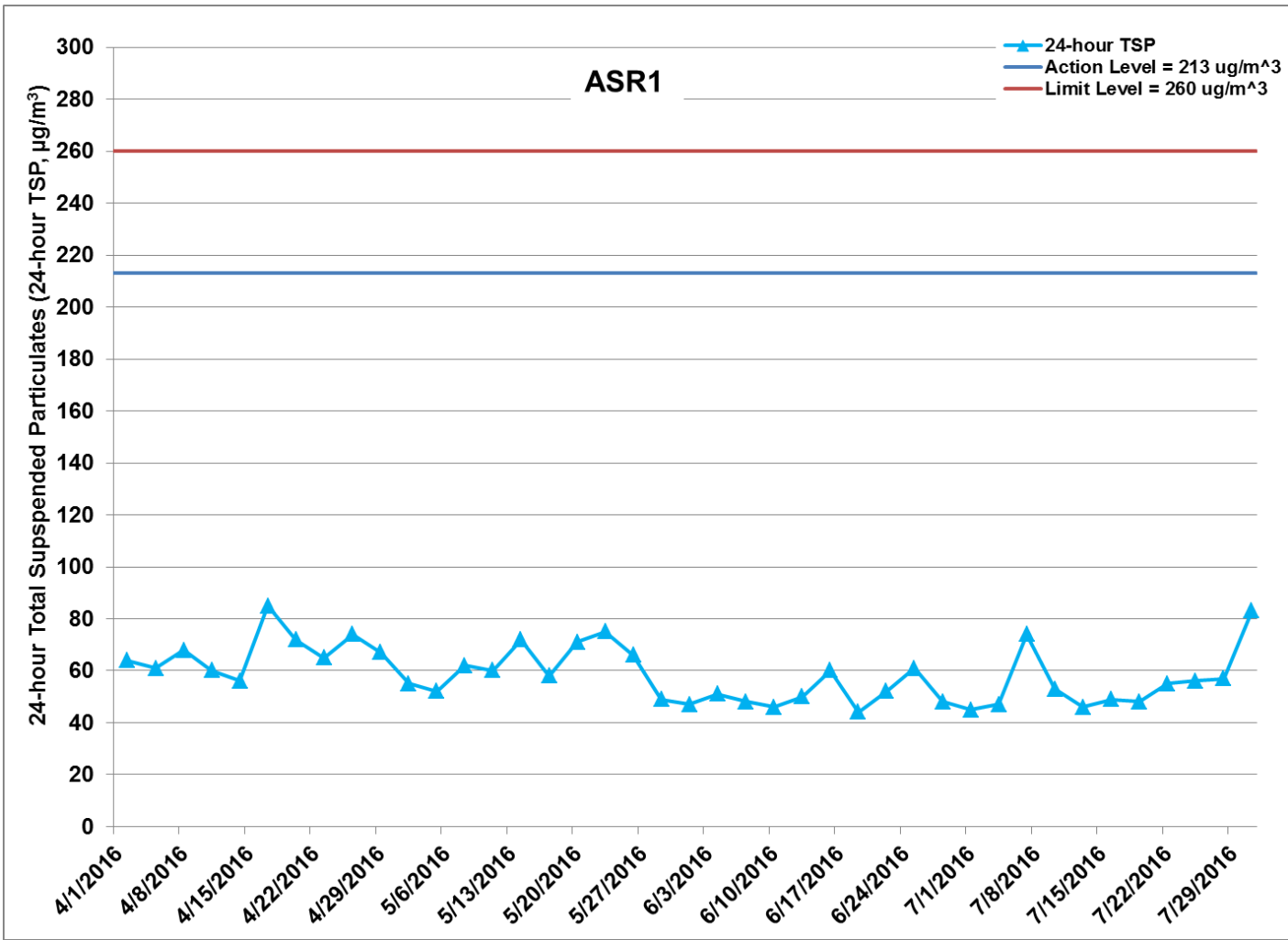


Figure G.6 Impact Monitoring - 24-hour Total Suspended Particulates ( $\mu\text{g}/\text{m}^3$ ) at ASR1 between 1 April 2016 and 31 July 2016 during impact monitoring period. The weather conditions during the monitoring period varied from sunny to cloudy. Major land-based construction activities included: CSM Ground Treatment and Diaphragm Wall Construction (1/4/2016 - 31/7/2016) and Box Culvert Extension (1/4/2016 - 31/7/2016). Ref: 0212330\_Impact AQM graphs\_ July 2016\_REV a.xlsx



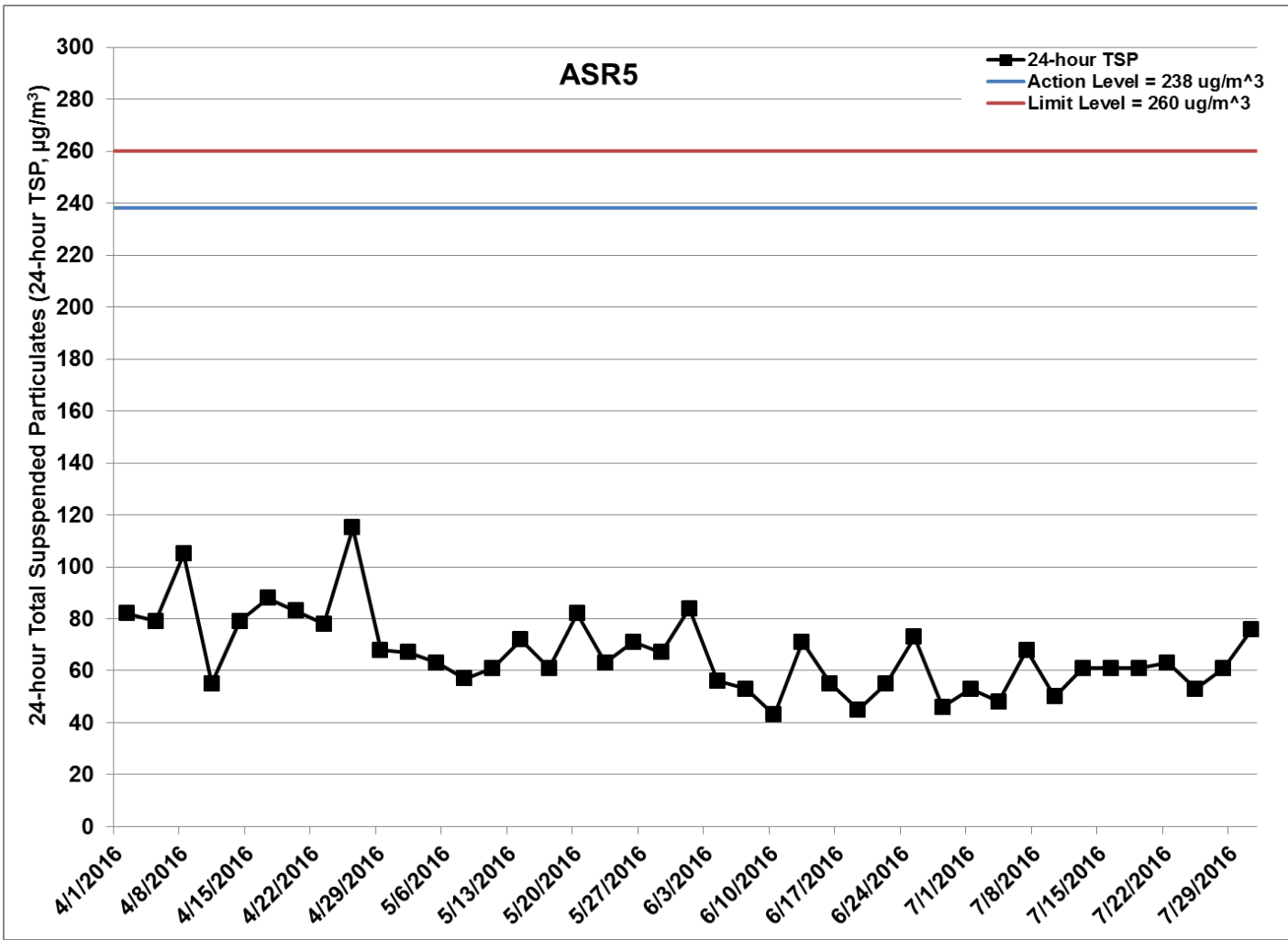


Figure G.7 Impact Monitoring - 24-hour Total Suspended Particulates ( $\mu\text{g}/\text{m}^3$ ) at ASR5 between 1 April 2016 and 31 July 2016 during impact monitoring period. The weather conditions during the monitoring period varied from sunny to cloudy. Major land-based construction activities included: CSM Ground Treatment and Diaphragm Wall Construction (1/4/2016 - 31/7/2016) and Box Culvert Extension (1/4/2016 - 31/7/2016). Ref: 0212330\_Impact AQM graphs\_ July 2016\_REV a.xlsx



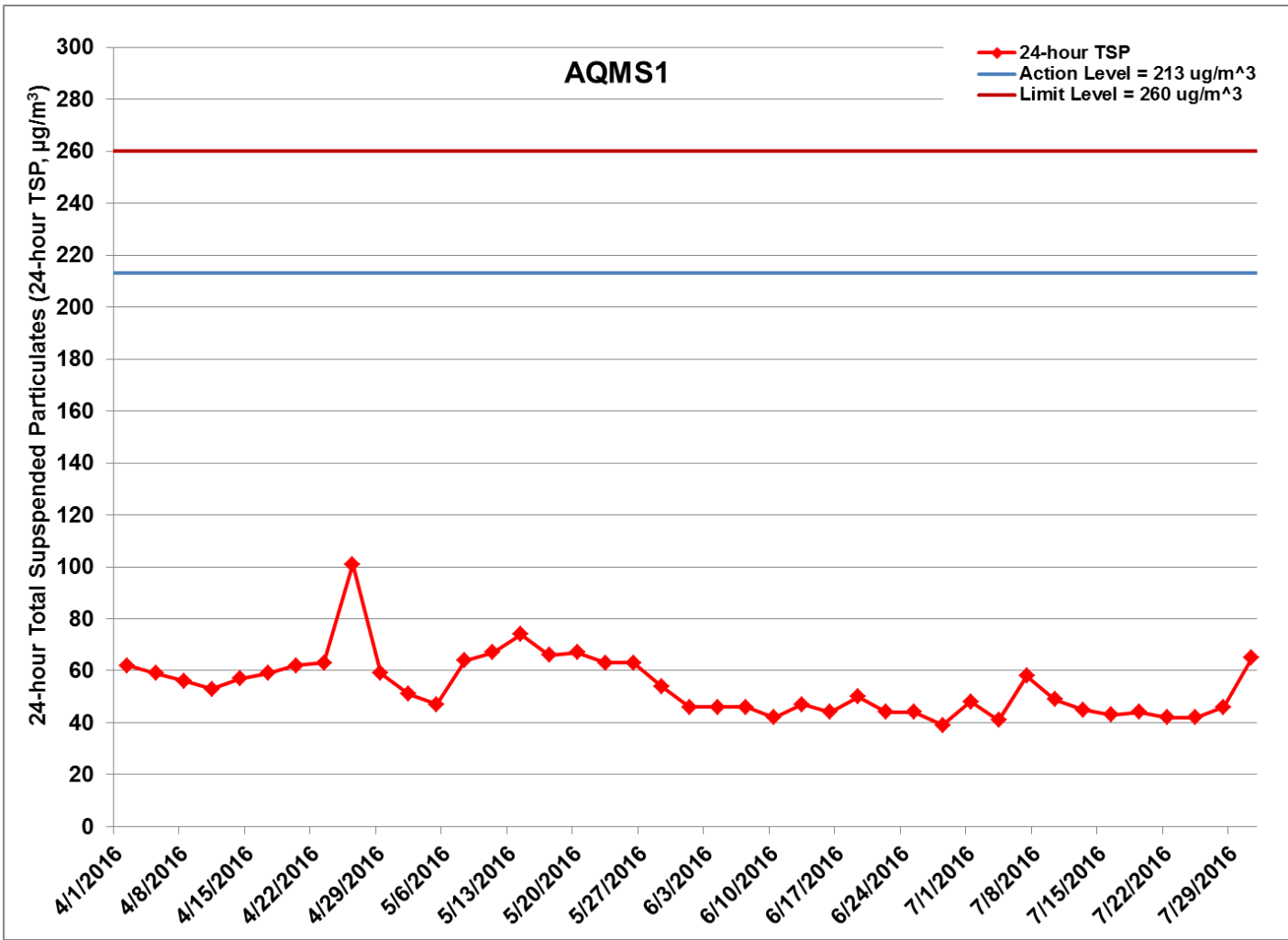


Figure G.8 Impact Monitoring - 24-hour Total Suspended Particulates ( $\mu\text{g}/\text{m}^3$ ) at AQMS1 between 1 April 2016 and 31 July 2016 during impact monitoring period. The weather conditions during the monitoring period varied from sunny to cloudy. Major land-based construction activities included: CSM Ground Treatment and Diaphragm Wall Construction (1/4/2016 - 31/7/2016) and Box Culvert Extension (1/4/2016 - 31/7/2016). Ref: 0212330\_Impact AQM graphs\_ July 2016\_REV a.xlsx





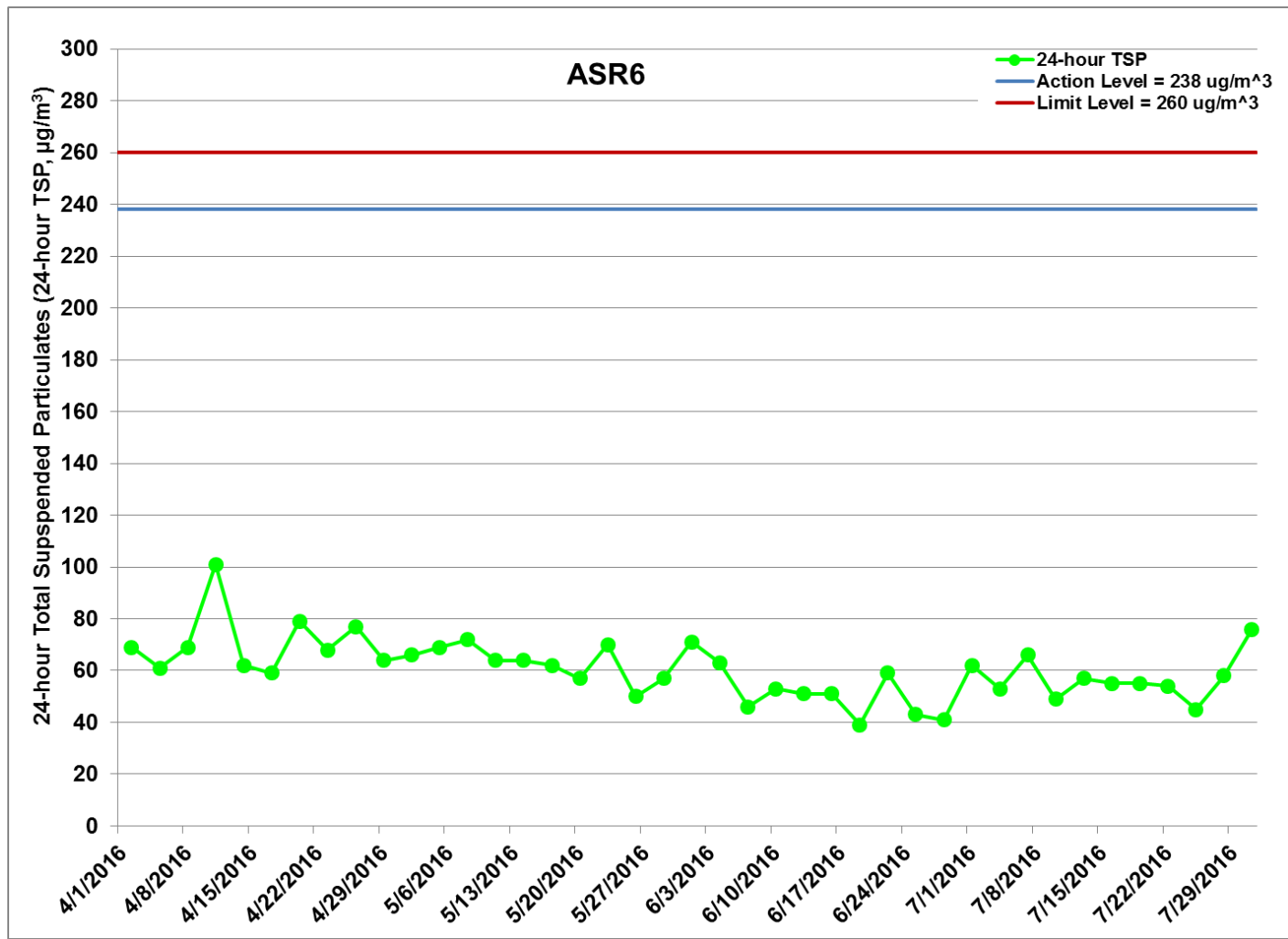


Figure G.9 Impact Monitoring - 24-hour Total Suspended Particulates ( $\mu\text{g}/\text{m}^3$ ) at ASR6 between 1 April 2016 and 31 July 2016 during impact monitoring period. The weather conditions during the monitoring period varied from sunny to cloudy. Major land-based construction activities included: CSM Ground Treatment and Diaphragm Wall Construction (1/4/2016 - 31/7/2016) and Box Culvert Extension (1/4/2016 - 31/7/2016). Ref: 0212330\_Impact AQM graphs\_ July 2016\_REV a.xlsx



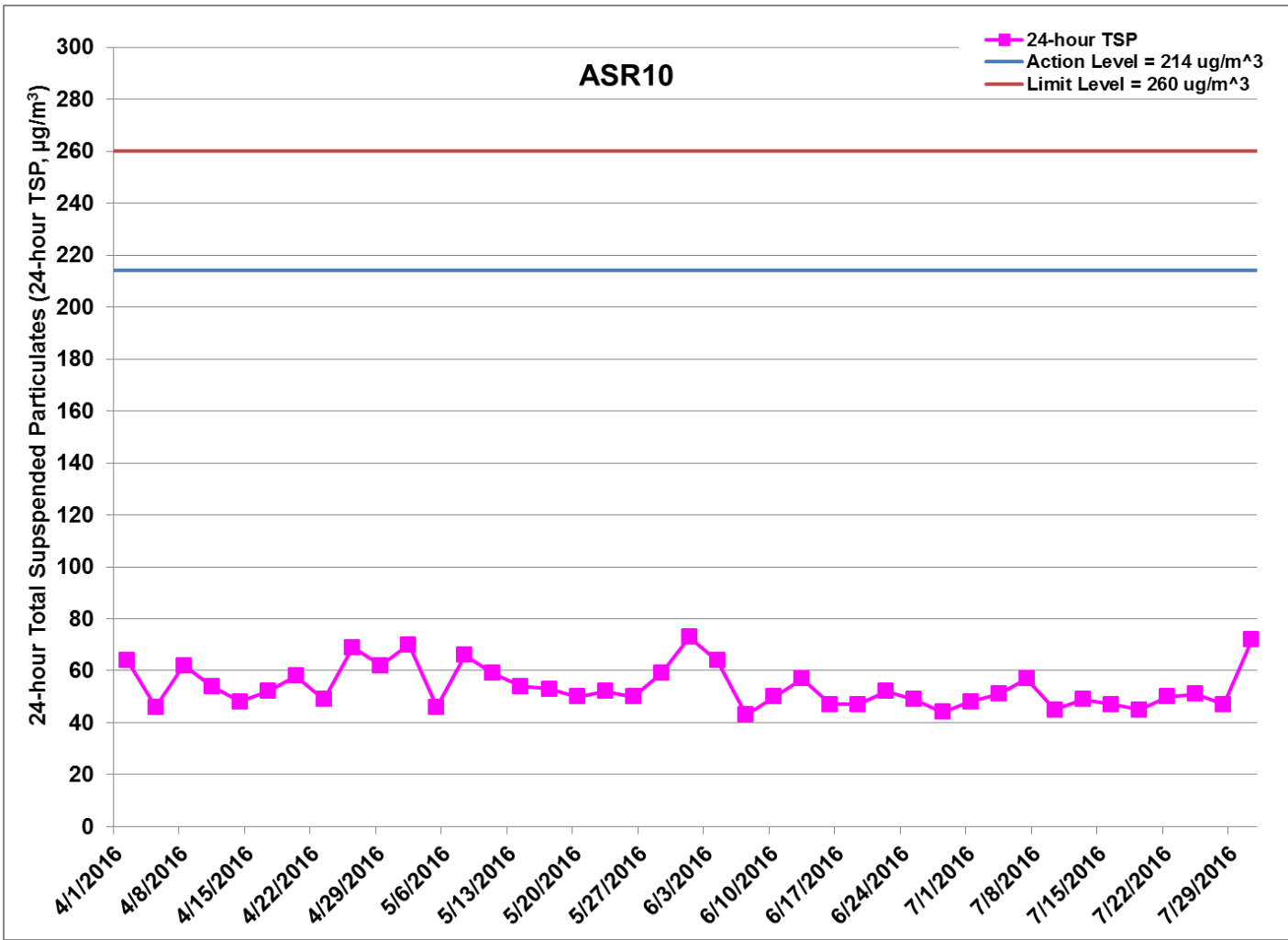


Figure G.10 Impact Monitoring – 24-hour Total Suspended Particulates ( $\mu\text{g}/\text{m}^3$ ) at ASR10 between 1 April 2016 and 31 July 2016 during impact monitoring period. The weather conditions during the monitoring period varied from sunny to cloudy. Major land-based construction activities included: CSM Ground Treatment and Diaphragm Wall Construction (1/4/2016 – 31/7/2016) and Box Culvert Extension (1/4/2016 – 31/7/2016). Ref: 0212330\_Impact AQM graphs\_ July 2016\_REV a.xlsx



Project	Works	Date	Station	Weather	Start time	Parameters	Results	units
TMCLKL	HY/2012/08	2016-07-01	AQMS1	Sunny	09:50	1-hour TSP	52	ug/m3
TMCLKL	HY/2012/08	2016-07-01	AQMS1	Sunny	10:52	1-hour TSP	57	ug/m3
TMCLKL	HY/2012/08	2016-07-01	AQMS1	Sunny	11:54	1-hour TSP	63	ug/m3
TMCLKL	HY/2012/08	2016-07-01	ASR1	Sunny	09:39	1-hour TSP	113	ug/m3
TMCLKL	HY/2012/08	2016-07-01	ASR1	Sunny	10:41	1-hour TSP	44	ug/m3
TMCLKL	HY/2012/08	2016-07-01	ASR1	Sunny	11:43	1-hour TSP	55	ug/m3
TMCLKL	HY/2012/08	2016-07-01	ASR10	Sunny	09:06	1-hour TSP	62	ug/m3
TMCLKL	HY/2012/08	2016-07-01	ASR10	Sunny	10:08	1-hour TSP	45	ug/m3
TMCLKL	HY/2012/08	2016-07-01	ASR10	Sunny	11:10	1-hour TSP	54	ug/m3
TMCLKL	HY/2012/08	2016-07-01	ASR5	Sunny	09:27	1-hour TSP	55	ug/m3
TMCLKL	HY/2012/08	2016-07-01	ASR5	Sunny	10:29	1-hour TSP	47	ug/m3
TMCLKL	HY/2012/08	2016-07-01	ASR5	Sunny	11:31	1-hour TSP	50	ug/m3
TMCLKL	HY/2012/08	2016-07-01	ASR6	Sunny	09:16	1-hour TSP	49	ug/m3
TMCLKL	HY/2012/08	2016-07-01	ASR6	Sunny	10:18	1-hour TSP	73	ug/m3
TMCLKL	HY/2012/08	2016-07-01	ASR6	Sunny	11:20	1-hour TSP	99	ug/m3
TMCLKL	HY/2012/08	2016-07-04	AQMS1	Sunny	13:56	1-hour TSP	49	ug/m3
TMCLKL	HY/2012/08	2016-07-04	AQMS1	Sunny	14:58	1-hour TSP	45	ug/m3
TMCLKL	HY/2012/08	2016-07-04	AQMS1	Sunny	16:00	1-hour TSP	52	ug/m3
TMCLKL	HY/2012/08	2016-07-04	ASR1	Sunny	13:45	1-hour TSP	69	ug/m3
TMCLKL	HY/2012/08	2016-07-04	ASR1	Sunny	14:47	1-hour TSP	59	ug/m3
TMCLKL	HY/2012/08	2016-07-04	ASR1	Sunny	15:49	1-hour TSP	113	ug/m3
TMCLKL	HY/2012/08	2016-07-04	ASR10	Sunny	13:13	1-hour TSP	48	ug/m3
TMCLKL	HY/2012/08	2016-07-04	ASR10	Sunny	14:15	1-hour TSP	52	ug/m3
TMCLKL	HY/2012/08	2016-07-04	ASR10	Sunny	15:17	1-hour TSP	59	ug/m3
TMCLKL	HY/2012/08	2016-07-04	ASR5	Sunny	13:34	1-hour TSP	57	ug/m3
TMCLKL	HY/2012/08	2016-07-04	ASR5	Sunny	14:36	1-hour TSP	77	ug/m3
TMCLKL	HY/2012/08	2016-07-04	ASR5	Sunny	15:38	1-hour TSP	96	ug/m3
TMCLKL	HY/2012/08	2016-07-04	ASR6	Sunny	13:23	1-hour TSP	86	ug/m3
TMCLKL	HY/2012/08	2016-07-04	ASR6	Sunny	14:25	1-hour TSP	78	ug/m3
TMCLKL	HY/2012/08	2016-07-04	ASR6	Sunny	15:27	1-hour TSP	69	ug/m3

Project	Works	Date	Station	Weather	Start time	Parameters	Results	units
TMCLKL	HY/2012/08	2016-07-07	AQMS1	Sunny	13:42	1-hour TSP	68	ug/m3
TMCLKL	HY/2012/08	2016-07-07	AQMS1	Sunny	14:44	1-hour TSP	60	ug/m3
TMCLKL	HY/2012/08	2016-07-07	AQMS1	Sunny	15:46	1-hour TSP	56	ug/m3
TMCLKL	HY/2012/08	2016-07-07	ASR1	Sunny	13:30	1-hour TSP	64	ug/m3
TMCLKL	HY/2012/08	2016-07-07	ASR1	Sunny	14:32	1-hour TSP	80	ug/m3
TMCLKL	HY/2012/08	2016-07-07	ASR1	Sunny	15:34	1-hour TSP	69	ug/m3
TMCLKL	HY/2012/08	2016-07-07	ASR10	Sunny	12:58	1-hour TSP	44	ug/m3
TMCLKL	HY/2012/08	2016-07-07	ASR10	Sunny	14:00	1-hour TSP	106	ug/m3
TMCLKL	HY/2012/08	2016-07-07	ASR10	Sunny	15:02	1-hour TSP	77	ug/m3
TMCLKL	HY/2012/08	2016-07-07	ASR5	Sunny	13:20	1-hour TSP	124	ug/m3
TMCLKL	HY/2012/08	2016-07-07	ASR5	Sunny	14:22	1-hour TSP	127	ug/m3
TMCLKL	HY/2012/08	2016-07-07	ASR5	Sunny	15:24	1-hour TSP	100	ug/m3
TMCLKL	HY/2012/08	2016-07-07	ASR6	Sunny	13:09	1-hour TSP	79	ug/m3
TMCLKL	HY/2012/08	2016-07-07	ASR6	Sunny	14:11	1-hour TSP	79	ug/m3
TMCLKL	HY/2012/08	2016-07-07	ASR6	Sunny	15:13	1-hour TSP	85	ug/m3
TMCLKL	HY/2012/08	2016-07-10	AQMS1	Cloudy	13:15	1-hour TSP	52	ug/m3
TMCLKL	HY/2012/08	2016-07-10	AQMS1	Cloudy	14:17	1-hour TSP	85	ug/m3
TMCLKL	HY/2012/08	2016-07-10	AQMS1	Cloudy	15:19	1-hour TSP	61	ug/m3
TMCLKL	HY/2012/08	2016-07-10	ASR1	Cloudy	13:03	1-hour TSP	76	ug/m3
TMCLKL	HY/2012/08	2016-07-10	ASR1	Cloudy	14:05	1-hour TSP	68	ug/m3
TMCLKL	HY/2012/08	2016-07-10	ASR1	Cloudy	15:07	1-hour TSP	56	ug/m3
TMCLKL	HY/2012/08	2016-07-10	ASR10	Cloudy	12:31	1-hour TSP	56	ug/m3
TMCLKL	HY/2012/08	2016-07-10	ASR10	Cloudy	13:33	1-hour TSP	58	ug/m3
TMCLKL	HY/2012/08	2016-07-10	ASR10	Cloudy	14:35	1-hour TSP	80	ug/m3
TMCLKL	HY/2012/08	2016-07-10	ASR5	Cloudy	12:52	1-hour TSP	76	ug/m3
TMCLKL	HY/2012/08	2016-07-10	ASR5	Cloudy	13:54	1-hour TSP	51	ug/m3
TMCLKL	HY/2012/08	2016-07-10	ASR5	Cloudy	14:56	1-hour TSP	57	ug/m3
TMCLKL	HY/2012/08	2016-07-10	ASR6	Cloudy	12:41	1-hour TSP	96	ug/m3
TMCLKL	HY/2012/08	2016-07-10	ASR6	Cloudy	13:43	1-hour TSP	56	ug/m3
TMCLKL	HY/2012/08	2016-07-10	ASR6	Cloudy	14:45	1-hour TSP	63	ug/m3

Project	Works	Date	Station	Weather	Start time	Parameters	Results	units
TMCLKL	HY/2012/08	2016-07-13	AQMS1	Cloudy	14:28	1-hour TSP	55	ug/m3
TMCLKL	HY/2012/08	2016-07-13	AQMS1	Cloudy	15:30	1-hour TSP	45	ug/m3
TMCLKL	HY/2012/08	2016-07-13	AQMS1	Cloudy	16:32	1-hour TSP	56	ug/m3
TMCLKL	HY/2012/08	2016-07-13	ASR1	Cloudy	14:16	1-hour TSP	79	ug/m3
TMCLKL	HY/2012/08	2016-07-13	ASR1	Cloudy	15:18	1-hour TSP	61	ug/m3
TMCLKL	HY/2012/08	2016-07-13	ASR1	Cloudy	16:20	1-hour TSP	67	ug/m3
TMCLKL	HY/2012/08	2016-07-13	ASR10	Cloudy	13:44	1-hour TSP	65	ug/m3
TMCLKL	HY/2012/08	2016-07-13	ASR10	Cloudy	14:46	1-hour TSP	61	ug/m3
TMCLKL	HY/2012/08	2016-07-13	ASR10	Cloudy	15:48	1-hour TSP	77	ug/m3
TMCLKL	HY/2012/08	2016-07-13	ASR5	Cloudy	14:06	1-hour TSP	57	ug/m3
TMCLKL	HY/2012/08	2016-07-13	ASR5	Cloudy	15:08	1-hour TSP	98	ug/m3
TMCLKL	HY/2012/08	2016-07-13	ASR5	Cloudy	16:10	1-hour TSP	121	ug/m3
TMCLKL	HY/2012/08	2016-07-13	ASR6	Cloudy	13:55	1-hour TSP	90	ug/m3
TMCLKL	HY/2012/08	2016-07-13	ASR6	Cloudy	14:57	1-hour TSP	59	ug/m3
TMCLKL	HY/2012/08	2016-07-13	ASR6	Cloudy	15:59	1-hour TSP	80	ug/m3
TMCLKL	HY/2012/08	2016-07-16	AQMS1	Sunny	13:24	1-hour TSP	56	ug/m3
TMCLKL	HY/2012/08	2016-07-16	AQMS1	Sunny	14:26	1-hour TSP	50	ug/m3
TMCLKL	HY/2012/08	2016-07-16	AQMS1	Sunny	15:28	1-hour TSP	65	ug/m3
TMCLKL	HY/2012/08	2016-07-16	ASR1	Sunny	13:13	1-hour TSP	55	ug/m3
TMCLKL	HY/2012/08	2016-07-16	ASR1	Sunny	14:15	1-hour TSP	63	ug/m3
TMCLKL	HY/2012/08	2016-07-16	ASR1	Sunny	15:17	1-hour TSP	61	ug/m3
TMCLKL	HY/2012/08	2016-07-16	ASR10	Sunny	12:40	1-hour TSP	55	ug/m3
TMCLKL	HY/2012/08	2016-07-16	ASR10	Sunny	13:42	1-hour TSP	61	ug/m3
TMCLKL	HY/2012/08	2016-07-16	ASR10	Sunny	14:44	1-hour TSP	54	ug/m3
TMCLKL	HY/2012/08	2016-07-16	ASR5	Sunny	13:02	1-hour TSP	109	ug/m3
TMCLKL	HY/2012/08	2016-07-16	ASR5	Sunny	14:04	1-hour TSP	129	ug/m3
TMCLKL	HY/2012/08	2016-07-16	ASR5	Sunny	15:06	1-hour TSP	73	ug/m3
TMCLKL	HY/2012/08	2016-07-16	ASR6	Sunny	12:50	1-hour TSP	93	ug/m3
TMCLKL	HY/2012/08	2016-07-16	ASR6	Sunny	13:52	1-hour TSP	84	ug/m3
TMCLKL	HY/2012/08	2016-07-16	ASR6	Sunny	14:54	1-hour TSP	109	ug/m3

Project	Works	Date	Station	Weather	Start time	Parameters	Results	units
TMCLKL	HY/2012/08	2016-07-19	AQMS1	Sunny	14:12	1-hour TSP	72	ug/m3
TMCLKL	HY/2012/08	2016-07-19	AQMS1	Sunny	15:14	1-hour TSP	50	ug/m3
TMCLKL	HY/2012/08	2016-07-19	AQMS1	Sunny	16:16	1-hour TSP	52	ug/m3
TMCLKL	HY/2012/08	2016-07-19	ASR1	Sunny	14:01	1-hour TSP	65	ug/m3
TMCLKL	HY/2012/08	2016-07-19	ASR1	Sunny	15:03	1-hour TSP	57	ug/m3
TMCLKL	HY/2012/08	2016-07-19	ASR1	Sunny	16:05	1-hour TSP	72	ug/m3
TMCLKL	HY/2012/08	2016-07-19	ASR10	Sunny	13:27	1-hour TSP	61	ug/m3
TMCLKL	HY/2012/08	2016-07-19	ASR10	Sunny	14:29	1-hour TSP	55	ug/m3
TMCLKL	HY/2012/08	2016-07-19	ASR10	Sunny	15:31	1-hour TSP	58	ug/m3
TMCLKL	HY/2012/08	2016-07-19	ASR5	Sunny	13:50	1-hour TSP	95	ug/m3
TMCLKL	HY/2012/08	2016-07-19	ASR5	Sunny	14:52	1-hour TSP	72	ug/m3
TMCLKL	HY/2012/08	2016-07-19	ASR5	Sunny	15:54	1-hour TSP	61	ug/m3
TMCLKL	HY/2012/08	2016-07-19	ASR6	Sunny	13:39	1-hour TSP	93	ug/m3
TMCLKL	HY/2012/08	2016-07-19	ASR6	Sunny	14:41	1-hour TSP	70	ug/m3
TMCLKL	HY/2012/08	2016-07-19	ASR6	Sunny	15:43	1-hour TSP	93	ug/m3
TMCLKL	HY/2012/08	2016-07-22	AQMS1	Sunny	13:21	1-hour TSP	58	ug/m3
TMCLKL	HY/2012/08	2016-07-22	AQMS1	Sunny	14:23	1-hour TSP	67	ug/m3
TMCLKL	HY/2012/08	2016-07-22	AQMS1	Sunny	15:25	1-hour TSP	64	ug/m3
TMCLKL	HY/2012/08	2016-07-22	ASR1	Sunny	13:10	1-hour TSP	67	ug/m3
TMCLKL	HY/2012/08	2016-07-22	ASR1	Sunny	14:12	1-hour TSP	84	ug/m3
TMCLKL	HY/2012/08	2016-07-22	ASR1	Sunny	15:14	1-hour TSP	61	ug/m3
TMCLKL	HY/2012/08	2016-07-22	ASR10	Sunny	12:36	1-hour TSP	47	ug/m3
TMCLKL	HY/2012/08	2016-07-22	ASR10	Sunny	13:38	1-hour TSP	67	ug/m3
TMCLKL	HY/2012/08	2016-07-22	ASR10	Sunny	14:40	1-hour TSP	61	ug/m3
TMCLKL	HY/2012/08	2016-07-22	ASR5	Sunny	12:58	1-hour TSP	101	ug/m3
TMCLKL	HY/2012/08	2016-07-22	ASR5	Sunny	14:00	1-hour TSP	97	ug/m3
TMCLKL	HY/2012/08	2016-07-22	ASR5	Sunny	15:02	1-hour TSP	97	ug/m3
TMCLKL	HY/2012/08	2016-07-22	ASR6	Sunny	12:46	1-hour TSP	77	ug/m3
TMCLKL	HY/2012/08	2016-07-22	ASR6	Sunny	13:48	1-hour TSP	81	ug/m3
TMCLKL	HY/2012/08	2016-07-22	ASR6	Sunny	14:50	1-hour TSP	107	ug/m3

Project	Works	Date	Station	Weather	Start time	Parameters	Results	units
TMCLKL	HY/2012/08	2016-07-25	AQMS1	Sunny	13:39	1-hour TSP	57	ug/m3
TMCLKL	HY/2012/08	2016-07-25	AQMS1	Sunny	14:41	1-hour TSP	52	ug/m3
TMCLKL	HY/2012/08	2016-07-25	AQMS1	Sunny	15:43	1-hour TSP	50	ug/m3
TMCLKL	HY/2012/08	2016-07-25	ASR1	Sunny	13:28	1-hour TSP	55	ug/m3
TMCLKL	HY/2012/08	2016-07-25	ASR1	Sunny	14:30	1-hour TSP	52	ug/m3
TMCLKL	HY/2012/08	2016-07-25	ASR1	Sunny	15:32	1-hour TSP	51	ug/m3
TMCLKL	HY/2012/08	2016-07-25	ASR10	Sunny	12:55	1-hour TSP	62	ug/m3
TMCLKL	HY/2012/08	2016-07-25	ASR10	Sunny	13:57	1-hour TSP	79	ug/m3
TMCLKL	HY/2012/08	2016-07-25	ASR10	Sunny	14:59	1-hour TSP	67	ug/m3
TMCLKL	HY/2012/08	2016-07-25	ASR5	Sunny	13:17	1-hour TSP	104	ug/m3
TMCLKL	HY/2012/08	2016-07-25	ASR5	Sunny	14:19	1-hour TSP	65	ug/m3
TMCLKL	HY/2012/08	2016-07-25	ASR5	Sunny	15:21	1-hour TSP	85	ug/m3
TMCLKL	HY/2012/08	2016-07-25	ASR6	Sunny	13:06	1-hour TSP	109	ug/m3
TMCLKL	HY/2012/08	2016-07-25	ASR6	Sunny	14:08	1-hour TSP	68	ug/m3
TMCLKL	HY/2012/08	2016-07-25	ASR6	Sunny	15:10	1-hour TSP	67	ug/m3
TMCLKL	HY/2012/08	2016-07-28	AQMS1	Sunny	14:15	1-hour TSP	73	ug/m3
TMCLKL	HY/2012/08	2016-07-28	AQMS1	Sunny	15:17	1-hour TSP	63	ug/m3
TMCLKL	HY/2012/08	2016-07-28	AQMS1	Sunny	16:19	1-hour TSP	62	ug/m3
TMCLKL	HY/2012/08	2016-07-28	ASR1	Sunny	14:04	1-hour TSP	71	ug/m3
TMCLKL	HY/2012/08	2016-07-28	ASR1	Sunny	15:06	1-hour TSP	59	ug/m3
TMCLKL	HY/2012/08	2016-07-28	ASR1	Sunny	16:08	1-hour TSP	81	ug/m3
TMCLKL	HY/2012/08	2016-07-28	ASR10	Sunny	13:30	1-hour TSP	74	ug/m3
TMCLKL	HY/2012/08	2016-07-28	ASR10	Sunny	14:32	1-hour TSP	63	ug/m3
TMCLKL	HY/2012/08	2016-07-28	ASR10	Sunny	15:34	1-hour TSP	74	ug/m3
TMCLKL	HY/2012/08	2016-07-28	ASR5	Sunny	13:52	1-hour TSP	87	ug/m3
TMCLKL	HY/2012/08	2016-07-28	ASR5	Sunny	14:54	1-hour TSP	67	ug/m3
TMCLKL	HY/2012/08	2016-07-28	ASR5	Sunny	15:56	1-hour TSP	72	ug/m3
TMCLKL	HY/2012/08	2016-07-28	ASR6	Sunny	13:42	1-hour TSP	107	ug/m3
TMCLKL	HY/2012/08	2016-07-28	ASR6	Sunny	14:44	1-hour TSP	79	ug/m3
TMCLKL	HY/2012/08	2016-07-28	ASR6	Sunny	15:46	1-hour TSP	90	ug/m3

Project	Works	Date	Station	Weather	Start time	Parameters	Results	units
TMCLKL	HY/2012/08	2016-07-31	AQMS1	Sunny	09:46	1-hour TSP	127	ug/m3
TMCLKL	HY/2012/08	2016-07-31	AQMS1	Sunny	10:48	1-hour TSP	128	ug/m3
TMCLKL	HY/2012/08	2016-07-31	AQMS1	Sunny	11:50	1-hour TSP	95	ug/m3
TMCLKL	HY/2012/08	2016-07-31	ASR1	Sunny	09:34	1-hour TSP	124	ug/m3
TMCLKL	HY/2012/08	2016-07-31	ASR1	Sunny	10:36	1-hour TSP	111	ug/m3
TMCLKL	HY/2012/08	2016-07-31	ASR1	Sunny	11:38	1-hour TSP	123	ug/m3
TMCLKL	HY/2012/08	2016-07-31	ASR10	Sunny	09:00	1-hour TSP	91	ug/m3
TMCLKL	HY/2012/08	2016-07-31	ASR10	Sunny	10:02	1-hour TSP	91	ug/m3
TMCLKL	HY/2012/08	2016-07-31	ASR10	Sunny	11:04	1-hour TSP	101	ug/m3
TMCLKL	HY/2012/08	2016-07-31	ASR5	Sunny	09:23	1-hour TSP	128	ug/m3
TMCLKL	HY/2012/08	2016-07-31	ASR5	Sunny	10:25	1-hour TSP	109	ug/m3
TMCLKL	HY/2012/08	2016-07-31	ASR5	Sunny	11:27	1-hour TSP	103	ug/m3
TMCLKL	HY/2012/08	2016-07-31	ASR6	Sunny	09:11	1-hour TSP	153	ug/m3
TMCLKL	HY/2012/08	2016-07-31	ASR6	Sunny	10:13	1-hour TSP	162	ug/m3
TMCLKL	HY/2012/08	2016-07-31	ASR6	Sunny	11:15	1-hour TSP	98	ug/m3
TMCLKL	HY/2012/08	2016-07-01	AQMS1	Sunny	12:56	24-hour TSP	48	ug/m3
TMCLKL	HY/2012/08	2016-07-01	ASR1	Sunny	12:45	24-hour TSP	45	ug/m3
TMCLKL	HY/2012/08	2016-07-01	ASR10	Sunny	12:12	24-hour TSP	48	ug/m3
TMCLKL	HY/2012/08	2016-07-01	ASR5	Sunny	12:33	24-hour TSP	53	ug/m3
TMCLKL	HY/2012/08	2016-07-01	ASR6	Sunny	12:22	24-hour TSP	62	ug/m3
TMCLKL	HY/2012/08	2016-07-04	AQMS1	Sunny	17:02	24-hour TSP	41	ug/m3
TMCLKL	HY/2012/08	2016-07-04	ASR1	Sunny	16:51	24-hour TSP	47	ug/m3
TMCLKL	HY/2012/08	2016-07-04	ASR10	Sunny	16:19	24-hour TSP	51	ug/m3
TMCLKL	HY/2012/08	2016-07-04	ASR5	Sunny	16:40	24-hour TSP	48	ug/m3
TMCLKL	HY/2012/08	2016-07-04	ASR6	Sunny	16:29	24-hour TSP	53	ug/m3
TMCLKL	HY/2012/08	2016-07-07	AQMS1	Sunny	16:48	24-hour TSP	58	ug/m3
TMCLKL	HY/2012/08	2016-07-07	ASR1	Sunny	16:36	24-hour TSP	74	ug/m3
TMCLKL	HY/2012/08	2016-07-07	ASR10	Sunny	16:04	24-hour TSP	57	ug/m3
TMCLKL	HY/2012/08	2016-07-07	ASR5	Sunny	16:26	24-hour TSP	68	ug/m3
TMCLKL	HY/2012/08	2016-07-07	ASR6	Sunny	16:15	24-hour TSP	66	ug/m3



Project	Works	Date	Station	Weather	Start time	Parameters	Results	units
TMCLKL	HY/2012/08	2016-07-10	AQMS1	Cloudy	16:21	24-hour TSP	49	ug/m3
TMCLKL	HY/2012/08	2016-07-10	ASR1	Cloudy	16:09	24-hour TSP	53	ug/m3
TMCLKL	HY/2012/08	2016-07-10	ASR10	Cloudy	15:37	24-hour TSP	45	ug/m3
TMCLKL	HY/2012/08	2016-07-10	ASR5	Cloudy	15:58	24-hour TSP	50	ug/m3
TMCLKL	HY/2012/08	2016-07-10	ASR6	Cloudy	15:47	24-hour TSP	49	ug/m3
TMCLKL	HY/2012/08	2016-07-13	AQMS1	Cloudy	17:34	24-hour TSP	45	ug/m3
TMCLKL	HY/2012/08	2016-07-13	ASR1	Cloudy	17:22	24-hour TSP	46	ug/m3
TMCLKL	HY/2012/08	2016-07-13	ASR10	Cloudy	16:50	24-hour TSP	49	ug/m3
TMCLKL	HY/2012/08	2016-07-13	ASR5	Cloudy	17:12	24-hour TSP	61	ug/m3
TMCLKL	HY/2012/08	2016-07-13	ASR6	Cloudy	17:01	24-hour TSP	57	ug/m3
TMCLKL	HY/2012/08	2016-07-16	AQMS1	Sunny	16:30	24-hour TSP	43	ug/m3
TMCLKL	HY/2012/08	2016-07-16	ASR1	Sunny	16:19	24-hour TSP	49	ug/m3
TMCLKL	HY/2012/08	2016-07-16	ASR10	Sunny	15:46	24-hour TSP	47	ug/m3
TMCLKL	HY/2012/08	2016-07-16	ASR5	Sunny	16:08	24-hour TSP	61	ug/m3
TMCLKL	HY/2012/08	2016-07-16	ASR6	Sunny	15:56	24-hour TSP	55	ug/m3
TMCLKL	HY/2012/08	2016-07-19	AQMS1	Sunny	17:18	24-hour TSP	44	ug/m3
TMCLKL	HY/2012/08	2016-07-19	ASR1	Sunny	17:07	24-hour TSP	48	ug/m3
TMCLKL	HY/2012/08	2016-07-19	ASR10	Sunny	16:33	24-hour TSP	45	ug/m3
TMCLKL	HY/2012/08	2016-07-19	ASR5	Sunny	16:56	24-hour TSP	61	ug/m3
TMCLKL	HY/2012/08	2016-07-19	ASR6	Sunny	16:45	24-hour TSP	55	ug/m3
TMCLKL	HY/2012/08	2016-07-22	AQMS1	Sunny	16:27	24-hour TSP	42	ug/m3
TMCLKL	HY/2012/08	2016-07-22	ASR1	Sunny	16:16	24-hour TSP	55	ug/m3
TMCLKL	HY/2012/08	2016-07-22	ASR10	Sunny	15:42	24-hour TSP	50	ug/m3
TMCLKL	HY/2012/08	2016-07-22	ASR5	Sunny	16:04	24-hour TSP	63	ug/m3
TMCLKL	HY/2012/08	2016-07-22	ASR6	Sunny	15:52	24-hour TSP	54	ug/m3
TMCLKL	HY/2012/08	2016-07-25	AQMS1	Sunny	16:45	24-hour TSP	42	ug/m3
TMCLKL	HY/2012/08	2016-07-25	ASR1	Sunny	16:34	24-hour TSP	56	ug/m3
TMCLKL	HY/2012/08	2016-07-25	ASR10	Sunny	16:01	24-hour TSP	51	ug/m3
TMCLKL	HY/2012/08	2016-07-25	ASR5	Sunny	16:23	24-hour TSP	53	ug/m3
TMCLKL	HY/2012/08	2016-07-25	ASR6	Sunny	16:12	24-hour TSP	45	ug/m3

Project	Works	Date	Station	Weather	Start time	Parameters	Results	units
TMCLKL	HY/2012/08	2016-07-28	AQMS1	Sunny	17:21	24-hour TSP	46	ug/m3
TMCLKL	HY/2012/08	2016-07-28	ASR1	Sunny	17:10	24-hour TSP	57	ug/m3
TMCLKL	HY/2012/08	2016-07-28	ASR10	Sunny	16:36	24-hour TSP	47	ug/m3
TMCLKL	HY/2012/08	2016-07-28	ASR5	Sunny	16:58	24-hour TSP	61	ug/m3
TMCLKL	HY/2012/08	2016-07-28	ASR6	Sunny	16:48	24-hour TSP	58	ug/m3
TMCLKL	HY/2012/08	2016-07-31	AQMS1	Sunny	12:52	24-hour TSP	65	ug/m3
TMCLKL	HY/2012/08	2016-07-31	ASR1	Sunny	12:40	24-hour TSP	83	ug/m3
TMCLKL	HY/2012/08	2016-07-31	ASR10	Sunny	12:06	24-hour TSP	72	ug/m3
TMCLKL	HY/2012/08	2016-07-31	ASR5	Sunny	12:29	24-hour TSP	76	ug/m3
TMCLKL	HY/2012/08	2016-07-31	ASR6	Sunny	12:17	24-hour TSP	76	ug/m3