

High-Volume TSP Sampler
5-Point Calibration Record

Location : ASR 5
 Calibrated by : P.F. Yeung
 Date : 11/08/2016

Sampler

Model : TE-5170
 Serial Number : S/N 0816

Calibration Orifice and Standard Calibration Relationship

Serial Number : 2454
 Service Date : 14 Mar 2016
 Slope (m) : 2.10326
 Intercept (b) : -0.06696
 Correlation Coefficient(r) : 0.99989

Standard Condition

Pstd (hpa) : 1013
 Tstd (K) : 298.18

Calibration Condition

Pa (hpa) : 1003
 Ta(K) : 302

Resistance Plate		dH [green liquid] (inch water)	Z	X=Qstd (cubic meter/min)	IC (chart)	Y (corrected)
1	18 holes	11.8	3.395	1.646	50	49.42
2	13 holes	9.5	3.047	1.480	45	44.48
3	10 holes	6.8	2.578	1.257	38	37.56
4	7 holes	4.2	2.026	0.995	31	30.64
5	5 holes	2.8	1.654	0.818	25	24.71

Notes: $Z = \sqrt{dH(Pa/Pstd)(Tstd/Ta)}$, $X = Z/m - b$, $Y(\text{Corrected Flow}) = IC * \{\sqrt{Pa/Pstd}(Tstd/Ta)\}$

Sampler Calibration Relationship (Linear Regression)

Slope(m): 29.492 Intercept(b): 0.811 Correlation Coefficient(r): 0.9993

Checked by: Magnum Fan

Date: 15/08/2016

High-Volume TSP Sampler
5-Point Calibration Record

Location : ASR10
 Calibrated by : P.F. Yeung
 Date : 11/08/2016

Sampler

Model : TE-5170
 Serial Number : S/N 8162

Calibration Orifice and Standard Calibration Relationship

Serial Number : 2454
 Service Date : 14 Mar 2016
 Slope (m) : 2.10326
 Intercept (b) : -0.06696
 Correlation Coefficient(r) : 0.99989

Standard Condition

Pstd (hpa) : 1013
 Tstd (K) : 298.18

Calibration Condition

Pa (hpa) : 1003
 Ta(K) : 302

Resistance Plate		dH [green liquid] (inch water)	Z	X=Qstd (cubic meter/min)	IC (chart)	Y (corrected)
1	18 holes	9.6	3.063	1.488	53	52.39
2	13 holes	7.6	2.725	1.327	47	46.46
3	10 holes	5.6	2.339	1.144	40	39.54
4	7 holes	4.2	2.026	0.995	35	34.60
5	5 holes	2.8	1.654	0.818	28	27.68

Notes: $Z = \sqrt{dH(Pa/Pstd)(Tstd/Ta)}$, $X = Z/m - b$, $Y(\text{Corrected Flow}) = IC * \{\sqrt{Pa/Pstd}(Tstd/Ta)\}$

Sampler Calibration Relationship (Linear Regression)

Slope(m): 36.672 Intercept(b): -2.207 Correlation Coefficient(r): 0.9998

Checked by: Magnum Fan

Date: 15/08/16

High-Volume TSP Sampler
5-Point Calibration Record

Location : AQMS1
 Calibrated by : P.F. Yeung
 Date : 11/08/2016

Sampler

Model : TE-5170
 Serial Number : S/N 1253

Calibration Orifice and Standard Calibration Relationship

Serial Number : 2454
 Service Date : 14 Mar 2016
 Slope (m) : 2.10326
 Intercept (b) : -0.06696
 Correlation Coefficient(r) : 0.99989

Standard Condition

Pstd (hpa) : 1013
 Tstd (K) : 298.18

Calibration Condition

Pa (hpa) : 1003
 Ta(K) : 302

Resistance Plate		dH [green liquid] (inch water)	Z	X=Qstd (cubic meter/min)	IC (chart)	Y (corrected)
1	18 holes	11.0	3.278	1.591	49	48.43
2	13 holes	9.0	2.965	1.442	44	43.49
3	10 holes	6.7	2.559	1.248	38	37.56
4	7 holes	4.4	2.073	1.018	30	29.65
5	5 holes	2.5	1.563	0.775	23	22.73

Notes: $Z = \sqrt{dH(Pa/Pstd)(Tstd/Ta)}$, $X = Z/m - b$, $Y(\text{Corrected Flow}) = IC * \{\sqrt{Pa/Pstd}(Tstd/Ta)\}$

Sampler Calibration Relationship (Linear Regression)

Slope(m): 31.705 Intercept(b): -2.134 Correlation Coefficient(r): 0.9996

Checked by: Magnum Fan

Date: 15/08/2016

High-Volume TSP Sampler
5-Point Calibration Record

Location : ASR 1
 Calibrated by : P.F.Yeung
 Date : 11/08/2016

Sampler

Model : TE-5170
 Serial Number : S/N 0146

Calibration Orifice and Standard Calibration Relationship

Serial Number : 2454
 Service Date : 14 Mar 2016
 Slope (m) : 2.10326
 Intercept (b) : -0.06696
 Correlation Coefficient(r) : 0.99989

Standard Condition

Pstd (hpa) : 1013
 Tstd (K) : 298.18

Calibration Condition

Pa (hpa) : 1003
 Ta(K) : 302

Resistance Plate	dH [green liquid] (inch water)	Z	X=Qstd (cubic meter/min)	IC (chart)	Y (corrected)
1 18 holes	11.6	3.367	1.632	53	52.39
2 13 holes	9.6	3.063	1.488	47	46.46
3 10 holes	6.8	2.578	1.257	38	37.56
4 7 holes	4.5	2.097	1.029	30	29.65
5 5 holes	2.8	1.654	0.818	22	21.75

Notes: $Z = \sqrt{dH(Pa/Pstd)(Tstd/Ta)}$, $X = Z/m - b$, $Y(\text{Corrected Flow}) = IC * \{\sqrt{Pa/Pstd}(Tstd/Ta)\}$

Sampler Calibration Relationship (Linear Regression)

Slope(m): 37.347 Intercept(b): -8.935 Correlation Coefficient(r): 0.9996

Checked by: Magnum Fan

Date: 15/08/2016

High-Volume TSP Sampler
5-Point Calibration Record

Location : ASR 6
 Calibrated by : P.F.Yeung
 Date : 11/08/2016

Sampler

Model : TE-5170
 Serial Number : S/N 3957

Calibration Orifice and Standard Calibration Relationship

Serial Number : 2454
 Service Date : 14 Mar 2016
 Slope (m) : 2.10326
 Intercept (b) : -0.06696
 Correlation Coefficient(r) : 0.99989

Standard Condition

Pstd (hpa) : 1013
 Tstd (K) : 298.18

Calibration Condition

Pa (hpa) : 1003
 Ta(K) : 302

Resistance Plate		dH [green liquid] (inch water)	Z	X=Qstd (cubic meter/min)	IC (chart)	Y (corrected)
1	18 holes	12.0	3.424	1.660	52	51.40
2	13 holes	9.2	2.998	1.457	46	45.47
3	10 holes	7.0	2.615	1.275	40	39.54
4	7 holes	4.8	2.166	1.061	32	31.63
5	5 holes	2.8	1.654	0.818	24	23.72

Notes: $Z = \sqrt{dH(Pa/Pstd)(Tstd/Ta)}$, $X = Z/m - b$, $Y(\text{Corrected Flow}) = IC * \{\sqrt{Pa/Pstd}(Tstd/Ta)\}$

Sampler Calibration Relationship (Linear Regression)

Slope(m): 33.306 Intercept(b): -3.427 Correlation Coefficient(r): 0.9993

Checked by: Magnum Fan

Date: 15/08/2016

High-Volume TSP Sampler
5-Point Calibration Record

Location : ASR 5
 Calibrated by : P.F. Yeung
 Date : 11/10/2016

Sampler

Model : TE-5170
 Serial Number : S/N 0816

Calibration Orifice and Standard Calibration Relationship

Serial Number : 2454
 Service Date : 14 Mar 2016
 Slope (m) : 2.10326
 Intercept (b) : -0.06696
 Correlation Coefficient(r) : 0.99989

Standard Condition

Pstd (hpa) : 1013
 Tstd (K) : 298.18

Calibration Condition

Pa (hpa) : 1008
 Ta(K) : 300

Resistance Plate	dH [green liquid] (inch water)	Z	X=Qstd (cubic meter/min)	IC (chart)	Y (corrected)
1 18 holes	9.8	3.112	1.512	46	45.73
2 13 holes	7.4	2.705	1.318	40	39.77
3 10 holes	5.6	2.353	1.150	34	33.80
4 7 holes	3.6	1.886	0.929	28	27.84
5 5 holes	2.2	1.475	0.733	22	21.87

Notes: $Z = \sqrt{dH(Pa/Pstd)(Tstd/Ta)}$, $X = Z/m - b$, $Y(\text{Corrected Flow}) = IC * \{\sqrt{Pa/Pstd}(Tstd/Ta)\}$

Sampler Calibration Relationship (Linear Regression)

Slope(m): 30.599 Intercept(b): -0.722 Correlation Coefficient(r): 0.9992

Checked by: Magnum Fan

Date: 16/10/2016

High-Volume TSP Sampler
5-Point Calibration Record

Location : ASR10
 Calibrated by : P.F. Yeung
 Date : 11/10/2016

Sampler

Model : TE-5170
 Serial Number : S/N 8162

Calibration Orifice and Standard Calibration Relationship

Serial Number : 2454
 Service Date : 14 Mar 2016
 Slope (m) : 2.10326
 Intercept (b) : -0.06696
 Correlation Coefficient(r) : 0.99989

Standard Condition

Pstd (hpa) : 1013
 Tstd (K) : 298.18

Calibration Condition

Pa (hpa) : 1008
 Ta(K) : 300

Resistance Plate		dH [green liquid] (inch water)	Z	X=Qstd (cubic meter/min)	IC (chart)	Y (corrected)
1	18 holes	11.0	3.297	1.600	60	59.65
2	13 holes	8.4	2.881	1.402	54	53.69
3	10 holes	6.6	2.554	1.246	50	49.71
4	7 holes	4.0	1.988	0.977	42	41.76
5	5 holes	2.6	1.603	0.794	36	35.79

Notes: $Z = \sqrt{dH(Pa/Pstd)(Tstd/Ta)}$, $X = Z/m - b$, $Y(\text{Corrected Flow}) = IC * \{\sqrt{Pa/Pstd}(Tstd/Ta)\}$

Sampler Calibration Relationship (Linear Regression)

Slope(m): 29.330 Intercept(b): 12.813 Correlation Coefficient(r): 0.9995

Checked by: Magnum Fan

Date: 16/10/16

High-Volume TSP Sampler
5-Point Calibration Record

Location : AQMS1
 Calibrated by : P.F. Yeung
 Date : 11/10/2016

Sampler

Model : TE-5170
 Serial Number : S/N 1253

Calibration Orifice and Standard Calibration Relationship

Serial Number : 2454
 Service Date : 14 Mar 2016
 Slope (m) : 2.10326
 Intercept (b) : -0.06696
 Correlation Coefficient(r) : 0.99989

Standard Condition

Pstd (hpa) : 1013
 Tstd (K) : 298.18

Calibration Condition

Pa (hpa) : 1008
 Ta(K) : 300

Resistance Plate		dH [green liquid] (inch water)	Z	X=Qstd (cubic meter/min)	IC (chart)	Y (corrected)
1	18 holes	11.8	3.415	1.656	57	56.67
2	13 holes	9.2	3.016	1.466	50	49.71
3	10 holes	6.8	2.593	1.264	44	43.74
4	7 holes	4.4	2.085	1.023	37	36.79
5	5 holes	2.8	1.664	0.823	30	29.83

Notes: $Z = \sqrt{dH(Pa/Pstd)(Tstd/Ta)}$, $X = Z/m - b$, $Y(\text{Corrected Flow}) = IC * \{\sqrt{Pa/Pstd}(Tstd/Ta)\}$

Sampler Calibration Relationship (Linear Regression)

Slope(m): 31.561 Intercept(b): 4.011 Correlation Coefficient(r): 0.9991

Checked by: Magnum Fan

Date: 16/10/2016

High-Volume TSP Sampler
5-Point Calibration Record

Location : ASR 1
 Calibrated by : P.F.Yeung
 Date : 11/10/2016

Sampler

Model : TE-5170
 Serial Number : S/N 0146

Calibration Orifice and Standard Calibration Relationship

Serial Number : 2454
 Service Date : 14 Mar 2016
 Slope (m) : 2.10326
 Intercept (b) : -0.06696
 Correlation Coefficient(r) : 0.99989

Standard Condition

Pstd (hpa) : 1013
 Tstd (K) : 298.18

Calibration Condition

Pa (hpa) : 1008
 Ta(K) : 300

Resistance Plate		dH [green liquid] (inch water)	Z	X=Qstd (cubic meter/min)	IC (chart)	Y (corrected)
1	18 holes	11.8	3.415	1.656	52	51.70
2	13 holes	9.6	3.080	1.496	46	45.73
3	10 holes	7.0	2.630	1.282	39	38.77
4	7 holes	4.6	2.133	1.046	31	30.82
5	5 holes	2.8	1.664	0.823	22	21.87

Notes: $Z = \sqrt{dH(Pa/Pstd)(Tstd/Ta)}$, $X = Z/m - b$, $Y(\text{Corrected Flow}) = IC * \{\sqrt{Pa/Pstd}(Tstd/Ta)\}$

Sampler Calibration Relationship (Linear Regression)

Slope(m): 35.235 Intercept(b): -6.638 rrelation Coefficient(r): 0.9993

Checked by: Magnum Fan

Date: 16/10/2016

High-Volume TSP Sampler
5-Point Calibration Record

Location : ASR 6
 Calibrated by : P.F. Yeung
 Date : 11/10/2016

Sampler

Model : TE-5170
 Serial Number : S/N 3957

Calibration Orifice and Standard Calibration Relationship

Serial Number : 2454
 Service Date : 14 Mar 2016
 Slope (m) : 2.10326
 Intercept (b) : -0.06696
 Correlation Coefficient(r) : 0.99989

Standard Condition

Pstd (hpa) : 1013
 Tstd (K) : 298.18

Calibration Condition

Pa (hpa) : 1008
 Ta(K) : 300

Resistance Plate	dH [green liquid] (inch water)	Z	X=Qstd (cubic meter/min)	IC (chart)	Y (corrected)
1 18 holes	12.4	3.501	1.696	52	51.70
2 13 holes	10.0	3.144	1.527	46	45.73
3 10 holes	7.2	2.668	1.300	39	38.77
4 7 holes	4.6	2.132	1.046	30	29.83
5 5 holes	3.0	1.722	0.851	23	22.87

Notes: $Z = \sqrt{dH(Pa/Pstd)(Tstd/Ta)}$, $X = Z/m - b$, $Y(\text{Corrected Flow}) = IC * \{\sqrt{Pa/Pstd}(Tstd/Ta)\}$

Sampler Calibration Relationship (Linear Regression)

Slope(m): 33.861 Intercept(b): -5.694 Correlation Coefficient(r): 0.9997

Checked by: Magnum Fan

Date: 16/10/2016

ENVIROTECH SERVICES CO.

Calibration Report of Wind Meter

Date of Calibration : 02 May 2016

Brand of Test Meter: Davis

Model: Vantage Pro 2 (s/n: AS160104014)

Location : Roof of Tuen Mun Firestation

Procedures :

- 1. Wind Still Test: The wind speed sensor was hold by hand until it keep still
- 2. Wind Speed Test: The wind meter was on-site calibrated against the Anemometer
- 3. Wind Direction Test : The wind meter was on-site calibrated against the marine compass at four directions

Results:

Wind Still Test

Wind Speed (m/s)
0.00

Wind Speed Test

Davis (m/s)	Anemomete (m/s)
1.4	1.5
2.4	2.3
2.6	2.8

Wind Direction Test

Davis (o)	Marine Compass (o)
270	270
1	0
89	90
181	180

Calibrated by: *Ho*
Yeung Ping Fai
(Technical Officer)

Checked by : *Fat*
Ho Kam Fat
(Senior Technical Officer)



TISCH ENVIRONMENTAL, INC.
 145 SOUTH MIAMI AVE
 VILLAGE OF CLEVELAND, OH
 45002
 513.467.9000
 877.263.7610 TOLL FREE
 513.467.9009 FAX

ORIFICE TRANSFER STANDARD CERTIFICATION WORKSHEET TE-5025A

Date - Mar 14, 2016 Rootmeter S/N 0438320 Ta (K) - 295
 Operator Tisch Orifice I.D. - 2454 Pa (mm) - 745.49

PLATE OR Run #	VOLUME START (m3)	VOLUME STOP (m3)	DIFF VOLUME (m3)	DIFF TIME (min)	METER DIFF Hg (mm)	ORFICE DIFF H2O (in.)
1	NA	NA	1.00	1.4020	3.2	2.00
2	NA	NA	1.00	1.0060	6.4	4.00
3	NA	NA	1.00	0.9010	7.9	5.00
4	NA	NA	1.00	0.8590	8.8	5.50
5	NA	NA	1.00	0.7090	12.8	8.00

DATA TABULATION

Vstd	(x axis) Qstd	(y axis)	Va	(x axis) Qa	(y axis)
0.9866	0.7037	1.4078	0.9957	0.7102	0.8896
0.9824	0.9765	1.9909	0.9914	0.9855	1.2581
0.9803	1.0880	2.2259	0.9893	1.0980	1.4066
0.9792	1.1399	2.3345	0.9882	1.1504	1.4753
0.9738	1.3735	2.8155	0.9828	1.3862	1.7792
Qstd slope (m) = 2.10326			Qa slope (m) = 1.31703		
intercept (b) = -0.06696			intercept (b) = -0.04232		
coefficient (r) = 0.99989			coefficient (r) = 0.99989		
y axis = SQRT[H2O(Pa/760) (298/Ta)]			y axis = SQRT[H2O(Ta/Pa)]		


CALCULATIONS

Vstd = Diff. Vol [(Pa-Diff. Hg)/760] (298/Ta)
 Qstd = Vstd/Time

Va = Diff Vol [(Pa-Diff Hg)/Pa]
 Qa = Va/Time

For subsequent flow rate calculations:

Qstd = 1/m{ [SQRT(H2O(Pa/760) (298/Ta))] - b}
 Qa = 1/m{ [SQRT H2O(Ta/Pa)] - b}



Certificate of Calibration 校正證書

Certificate No. : C160461
證書編號

ITEM TESTED / 送檢項目 (Job No. / 序引編號 : IC16-0158) Date of Receipt / 收件日期 : 19 January 2016

Description / 儀器名稱 : Anemometer
Manufacturer / 製造商 : Lutron
Model No. / 型號 : AM-4201
Serial No. / 編號 : AF.27513
Supplied By / 委託者 : Envirotech Services Co.
Room 113, 1/F, My Loft, 9 Hoi Wing Road, Tuen Mun,
New Territories, Hong Kong

TEST CONDITIONS / 測試條件

Temperature / 溫度 : $(23 \pm 2)^{\circ}\text{C}$ Relative Humidity / 相對濕度 : $(55 \pm 20)\%$
Line Voltage / 電壓 : ---

TEST SPECIFICATIONS / 測試規範


Calibration check


DATE OF TEST / 測試日期 : 27 January 2016

TEST RESULTS / 測試結果

The results apply to the particular unit-under-test only.
The results are detailed in the subsequent page(s).

The test equipment used for calibration are traceable to National Standards via :
- Testo Industrial Services GmbH, Germany

Tested By : 
測試 : M T Leung
Assistant Technical Officer

Certified By : 
核證 : H C Chan
Engineer

Date of Issue : 27 January 2016
簽發日期

The test equipment used for calibration are traceable to the Nation Standards as specified in this certificate. This certificate shall not be reproduced except in full, without the prior written approval of this laboratory.
本證書所載校正用之測試器材均可溯源至國際標準。局部複印本證書需先獲本實驗所書面批准。

Certificate of Calibration

校正證書

Certificate No. : C160461

證書編號

1. The unit-under-test (UUT) was allowed to stabilize in the laboratory for over 12 hours before the commencement of the test.
2. The results presented are the mean of 10 measurements at each calibration point.
3. Test equipment :

<u>Equipment ID</u>	<u>Description</u>	<u>Certificate No.</u>
CL386	Multi-function Measuring Instrument	S12109

4. Test procedure : MA130N.
5. Results :

Air Velocity

Applied Value (m/s)	UUT Reading (m/s)	Measured Correction		
		Value (m/s)	Measurement Uncertainty	
			Expanded Uncertainty (m/s)	Coverage Factor
2.0	1.8	+0.2	0.2	2.0
4.1	3.9	+0.2	0.3	2.0
6.0	5.9	+0.1	0.3	2.0
8.0	8.0	0.0	0.3	2.0
10.0	10.2	-0.2	0.4	2.0

Remarks : - The Measured Corrections are defined as :
Value = Applied Value - UUT Reading

- The expanded uncertainties are for a level of confidence of 95 %.

Note :

The values given in this Certificate only relate to the values measured at the time of the test and any uncertainties quoted will not include allowance for the equipment long term drift, variations with environment changes, vibration and shock during transportation, overloading, mis-handling, or the capability of any other laboratory to repeat the measurement. Sun Creation Engineering Limited shall not be liable for any loss or damage resulting from the use of the equipment.

The test equipment used for calibration are traceable to the Nation Standards as specified in this certificate. This certificate shall not be reproduced except in full, without the prior written approval of this laboratory.

本證書所載校正用之測試器材均可溯源至國際標準。局部複印本證書需先獲本實驗室書面批准。