

High-Volume TSP Sampler
5-Point Calibration Record

Location : ASR 5
 Calibrated by : P.F. Yeung
 Date : 11/12/2016

Sampler

Model : TE-5170
 Serial Number : S/N 0816

Calibration Orifice and Standard Calibration Relationship

Serial Number : 2454
 Service Date : 14 Mar 2016
 Slope (m) : 2.10326
 Intercept (b) : -0.06696
 Correlation Coefficient(r) : 0.99989

Standard Condition

Pstd (hpa) : 1013
 Tstd (K) : 298.18

Calibration Condition

Pa (hpa) : 1016
 Ta(K) : 295

Resistance Plate		dH [green liquid] (inch water)	Z	X=Qstd (cubic meter/min)	IC (chart)	Y (corrected)
1	18 holes	11.5	3.413	1.655	55	55.36
2	13 holes	9.4	3.086	1.499	49	49.32
3	10 holes	6.6	2.586	1.261	42	42.28
4	7 holes	4.2	2.063	1.013	34	34.22
5	5 holes	2.6	1.623	0.804	26	26.17

Notes: $Z = \sqrt{dH(Pa/Pstd)(Tstd/Ta)}$, $X = Z/m - b$, $Y(\text{Corrected Flow}) = IC * \{\sqrt{Pa/Pstd}(Tstd/Ta)\}$

Sampler Calibration Relationship (Linear Regression)

Slope(m): 33.508 Intercept(b): -0.289 Correlation Coefficient(r): 0.9989

Checked by: Magnum Fan

Date: 15/12/2016

High-Volume TSP Sampler
5-Point Calibration Record

Location : ASR10
 Calibrated by : P.F. Yeung
 Date : 11/12/2016

Sampler

Model : TE-5170
 Serial Number : S/N 8162

Calibration Orifice and Standard Calibration Relationship

Serial Number : 2454
 Service Date : 14 Mar 2016
 Slope (m) : 2.10326
 Intercept (b) : -0.06696
 Correlation Coefficient(r) : 0.99989

Standard Condition

Pstd (hpa) : 1013
 Tstd (K) : 298.18

Calibration Condition

Pa (hpa) : 1016
 Ta(K) : 295

Resistance Plate		dH [green liquid] (inch water)	Z	X=Qstd (cubic meter/min)	IC (chart)	Y (corrected)
1	18 holes	11.8	3.458	1.676	59	59.39
2	13 holes	9.5	3.102	1.507	52	52.34
3	10 holes	6.8	2.625	1.280	45	45.30
4	7 holes	4.4	2.111	1.036	36	36.24
5	5 holes	2.7	1.654	0.818	28	28.18

Notes: $Z = \sqrt{dH(Pa/Pstd)(Tstd/Ta)}$, $X = Z/m - b$, $Y(\text{Corrected Flow}) = IC * \{\sqrt{Pa/Pstd}(Tstd/Ta)\}$

Sampler Calibration Relationship (Linear Regression)

Slope(m): 35.873 Intercept(b): -1.029 Correlation Coefficient(r): 0.9994

Checked by: Magnum Fan

Date: 15/12/16

High-Volume TSP Sampler
5-Point Calibration Record

Location : AQMS1
 Calibrated by : P.F. Yeung
 Date : 11/12/2016

Sampler

Model : TE-5170
 Serial Number : S/N 1253

Calibration Orifice and Standard Calibration Relationship

Serial Number : 2454
 Service Date : 14 Mar 2016
 Slope (m) : 2.10326
 Intercept (b) : -0.06696
 Correlation Coefficient(r) : 0.99989

Standard Condition

Pstd (hpa) : 1013
 Tstd (K) : 298.18

Calibration Condition

Pa (hpa) : 1016
 Ta(K) : 295

Resistance Plate		dH [green liquid] (inch water)	Z	X=Qstd (cubic meter/min)	IC (chart)	Y (corrected)
1	18 holes	12.4	3.544	1.717	60	60.39
2	13 holes	9.8	3.151	1.530	53	53.35
3	10 holes	7.2	2.701	1.316	45	45.30
4	7 holes	4.6	2.159	1.058	37	37.24
5	5 holes	2.9	1.714	0.847	28	28.18

Notes: $Z = \sqrt{dH(Pa/Pstd)(Tstd/Ta)}$, $X = Z/m - b$, $Y(\text{Corrected Flow}) = IC * \{\sqrt{Pa/Pstd}(Tstd/Ta)\}$

Sampler Calibration Relationship (Linear Regression)

Slope(m): 36.351 Intercept(b): -2.131 Correlation Coefficient(r): 0.9990

Checked by: Magnum Fan

Date: 15/12/2016

High-Volume TSP Sampler
5-Point Calibration Record

Location : ASR 1
 Calibrated by : P.F.Yeung
 Date : 11/12/2016

Sampler

Model : TE-5170
 Serial Number : S/N 0146

Calibration Orifice and Standard Calibration Relationship

Serial Number : 2454
 Service Date : 14 Mar 2016
 Slope (m) : 2.10326
 Intercept (b) : -0.06696
 Correlation Coefficient(r) : 0.99989

Standard Condition

Pstd (hpa) : 1013
 Tstd (K) : 298.18

Calibration Condition

Pa (hpa) : 1016
 Ta(K) : 295

Resistance Plate	dH [green liquid] (inch water)	Z	X=Qstd (cubic meter/min)	IC (chart)	Y (corrected)
1 18 holes	11.6	3.428	1.662	54	54.35
2 13 holes	9.1	3.036	1.476	47	47.31
3 10 holes	6.5	2.566	1.252	40	40.27
4 7 holes	4.6	2.159	1.058	34	34.22
5 5 holes	2.4	1.559	0.773	23	23.15

Notes: $Z = \sqrt{dH(Pa/Pstd)(Tstd/Ta)}$, $X = Z/m - b$, $Y(\text{Corrected Flow}) = IC * \{\sqrt{Pa/Pstd}(Tstd/Ta)\}$

Sampler Calibration Relationship (Linear Regression)

Slope(m): 34.473 Intercept(b): -3.030 correlation Coefficient(r): 0.9993

Checked by: Magnum Fan

Date: 15/12/2016

High-Volume TSP Sampler
5-Point Calibration Record

Location : ASR 6
 Calibrated by : P.F. Yeung
 Date : 11/12/2016

Sampler

Model : TE-5170
 Serial Number : S/N 3957

Calibration Orifice and Standard Calibration Relationship

Serial Number : 2454
 Service Date : 14 Mar 2016
 Slope (m) : 2.10326
 Intercept (b) : -0.06696
 Correlation Coefficient(r) : 0.99989

Standard Condition

Pstd (hpa) : 1013
 Tstd (K) : 298.18

Calibration Condition

Pa (hpa) : 1016
 Ta(K) : 295

Resistance Plate		dH [green liquid] (inch water)	Z	X=Qstd (cubic meter/min)	IC (chart)	Y (corrected)
1	18 holes	12.0	3.487	1.690	53	53.35
2	13 holes	9.7	3.135	1.522	48	48.31
3	10 holes	7.0	2.663	1.298	42	42.28
4	7 holes	4.5	2.135	1.047	35	35.23
5	5 holes	2.8	1.684	0.833	28	28.18

Notes: $Z = \sqrt{dH(Pa/Pstd)(Tstd/Ta)}$, $X = Z/m - b$, $Y(\text{Corrected Flow}) = IC * \{\sqrt{Pa/Pstd}(Tstd/Ta)\}$

Sampler Calibration Relationship (Linear Regression)

Slope(m): 28.959 Intercept(b): 4.462 Correlation Coefficient(r): 0.9993

Checked by: Magnum Fan

Date: 15/12/2016

ENVIROTECH SERVICES CO.

Calibration Report of Wind Meter

Date of Calibration : 1 November 2016

Brand of Test Meter: Davis

Model: Vantage Pro 2 (s/n: AS160104014)

Location : ASR5

Procedures :

1. Wind Still Test: The wind speed sensor was hold by hand until it keep still
2. Wind Speed Test: The wind meter was on-site calibrated against the Anemometer
3. Wind Direction Test : The wind meter was on-site calibrated against the marine compass at four directions

Results:

Wind Still Test

Wind Speed (m/s)
0.00

Wind Speed Test

Davis (m/s)	Anemomete (m/s)
1.2	1.3
2.5	2.8
3.3	3.6

Wind Direction Test

Davis (o)	Marine Compass (o)
271	270
1	0
91	90
179	180

Calibrated by: Fai
Yeung Ping Fai
(Technical Officer)

Checked by : Fat
Ho Kam Fat
(Senior Technical Officer)



TISCH ENVIRONMENTAL, INC.
 145 SOUTH MIAMI AVE
 VILLAGE OF CLEVELAND, OH
 45002
 513.467.9000
 877.263.7610 TOLL FREE
 513.467.9009 FAX

ORIFICE TRANSFER STANDARD CERTIFICATION WORKSHEET TE-5025A

Date - Mar 14, 2016 Rootsmeter S/N 0438320 Ta (K) - 295
 Operator Tisch Orifice I.D. - 2454 Pa (mm) - 745.49

PLATE OR Run #	VOLUME START (m3)	VOLUME STOP (m3)	DIFF VOLUME (m3)	DIFF TIME (min)	METER DIFF Hg (mm)	ORFICE DIFF H2O (in.)
1	NA	NA	1.00	1.4020	3.2	2.00
2	NA	NA	1.00	1.0060	6.4	4.00
3	NA	NA	1.00	0.9010	7.9	5.00
4	NA	NA	1.00	0.8590	8.8	5.50
5	NA	NA	1.00	0.7090	12.8	8.00

DATA TABULATION

Vstd	(x axis) Qstd	(y axis)	Va	(x axis) Qa	(y axis)
0.9866	0.7037	1.4078	0.9957	0.7102	0.8896
0.9824	0.9765	1.9909	0.9914	0.9855	1.2581
0.9803	1.0880	2.2259	0.9893	1.0980	1.4066
0.9792	1.1399	2.3345	0.9882	1.1504	1.4753
0.9738	1.3735	2.8155	0.9828	1.3862	1.7792
Qstd slope (m) = 2.10326			Qa slope (m) = 1.31703		
intercept (b) = -0.06696			intercept (b) = -0.04232		
coefficient (r) = 0.99989			coefficient (r) = 0.99989		
y axis = SQRT[H2O(Pa/760) (298/Ta)]			y axis = SQRT[H2O(Ta/Pa)]		


CALCULATIONS

Vstd = Diff. Vol [(Pa-Diff. Hg)/760] (298/Ta)
 Qstd = Vstd/Time

Va = Diff Vol [(Pa-Diff Hg)/Pa]
 Qa = Va/Time

For subsequent flow rate calculations:

Qstd = 1/m{ [SQRT(H2O(Pa/760) (298/Ta))] - b}
 Qa = 1/m{ [SQRT H2O(Ta/Pa)] - b}



Certificate of Calibration 校正證書

Certificate No. : C165934
證書編號

ITEM TESTED / 送檢項目 (Job No. / 序引編號 : IC16-2438) Date of Receipt / 收件日期 : 26 October 2016

Description / 儀器名稱 : Anemometer
Manufacturer / 製造商 : Lutron
Model No. / 型號 : AM-4201
Serial No. / 編號 : AF.27513
Supplied By / 委託者 : Envirotech Services Co.
Room 113, 1/F, My Loft, 9 Hoi Wing Road, Tuen Mun,
New Territories, Hong Kong

TEST CONDITIONS / 測試條件

Temperature / 溫度 : $(23 \pm 2)^{\circ}\text{C}$ Relative Humidity / 相對濕度 : $(55 \pm 20)\%$
Line Voltage / 電壓 : ---

TEST SPECIFICATIONS / 測試規範


Calibration check


DATE OF TEST / 測試日期 : 27 October 2016

TEST RESULTS / 測試結果

The results apply to the particular unit-under-test only.
The results are detailed in the subsequent page(s).

The test equipment used for calibration are traceable to National Standards via :
- Testo Industrial Services GmbH, Germany

Tested By : 
測試 : _____
T L Shek
Assistant Engineer

Certified By : 
核證 : _____
H C Chan
Engineer

Date of Issue : 28 October 2016
簽發日期

The test equipment used for calibration are traceable to the Nation Standards as specified in this certificate. This certificate shall not be reproduced except in full, without the prior written approval of this laboratory.

本證書所載校正用之測試器材均可溯源至國際標準。局部複印本證書需先獲本實驗所書面批准。



輝創工程有限公司

Sun Creation Engineering Limited

Calibration and Testing Laboratory

Certificate of Calibration 校正證書

Certificate No. : C165934
證書編號

- The unit-under-test (UUT) was allowed to stabilize in the laboratory for over 12 hours before the commencement of the test.
- The results presented are the mean of 10 measurements at each calibration point.
- Test equipment :

<u>Equipment ID</u>	<u>Description</u>	<u>Certificate No.</u>
CL386	Multi-function Measuring Instrument	S12109

- Test procedure : MA130N.
- Results :

Air Velocity

Applied Value (m/s)	UUT Reading (m/s)	Measured Correction		
		Value (m/s)	Measurement Uncertainty	
			Expanded Uncertainty (m/s)	Coverage Factor
2.0	1.8	+0.2	0.2	2.0
4.0	3.8	+0.2	0.2	2.0
6.0	5.8	+0.2	0.3	2.0
8.1	8.0	+0.1	0.3	2.0
10.0	10.0	0.0	0.4	2.0

Remarks : - The Measured Corrections are defined as :
Value = Applied Value - UUT Reading

- The expanded uncertainties are for a level of confidence of 95 %.

Note :
Only the original copy or the laboratory's certified true copy is valid.

The values given in this Certificate only relate to the values measured at the time of the test and any uncertainties quoted will not include allowance for the equipment long term drift, variations with environment changes, vibration and shock during transportation, overloading, mis-handling, or the capability of any other laboratory to repeat the measurement. Sun Creation Engineering Limited shall not be liable for any loss or damage resulting from the use of the equipment.

The test equipment used for calibration are traceable to the Nation Standards as specified in this certificate. This certificate shall not be reproduced except in full, without the prior written approval of this laboratory.

本證書所載校正用之測試器材均可溯源至國際標準。局部複印本證書需先獲本實驗室書面批准。

Sun Creation Engineering Limited – Calibration & Testing Laboratory

c/o 4/F, Tsing Shan Wan Exchange Building, 1 Hing On Lane, Tuen Mun, New Territories, Hong Kong

輝創工程有限公司 – 校正及檢測實驗室

c/o 香港新界屯門興安里一號青山灣機樓四樓

Tel/電話: 2927 2606

Fax/傳真: 2744 8986

E-mail/電郵: callab@suncreation.com

Website/網址: www.suncreation.com



Internal Calibration & Performance Check of pH Meter

Equipment Ref. No. :	<u>ET/EW007/008</u>	Manufacturer :	<u>HANNA</u>
Model No. :	<u>HI9125</u>	Serial No. :	<u>H0040409</u>
Date of Calibration :	<u>31/12/2016</u>	Calibration Due Date :	<u>30/01/2017</u>

Liquid Junction Error

003/5.2/002/07 (20°C)

Primary Standard Solution Used : Phosphate Ref No. of Primary Solution: 003/5.2/002/08 (25°C)

Temperature of Solution : 25.0 / 20.0 $\Delta\text{pH}_{1/2} = \underline{0.080 / 0.080}$

pH value of diluted buffer : 6.98 / 6.99 $\text{pH (S)} = \underline{6.865 / 6.881}$

$\Delta\text{pH} = \text{pH(S)} - \text{pH of diluted buffer} = \underline{0.115 / 0.109}$ (Observed Deviation)

Liquid Junction Error (ΔpH_j) = $\Delta\text{pH} - \Delta\text{pH}_{1/2} = \underline{0.04 / 0.03}$

Shift on Stirring

pH of buffer solution (with stirring), $\text{pH}_s = \underline{6.91 / 6.92}$

Shift on stirring, $\Delta\text{pH}_s = \text{pH}_s - \text{pH(S)} - \Delta\text{pH}_j = \underline{0.01 / 0.01}$

Noise

Noise, $\Delta\text{pH}_n =$ difference between max and min reading : 0.01 / 0.01

Verification of ATC

Ref. No. of reference thermometer used:	ET/0521/018 / ET/0521/019
Temperature record from the reference thermometer (T_R):	<u>25.0 / 20.0 °C</u>
Temperature record from the ATC (T_{ATC}):	<u>24.9 / 19.9 °C</u>
Temperature Difference, $ T_R - T_{ATC} $	<u>0.1 / 0.1 °C</u>
Correction	<u>+0.1 / +0.1 °C</u>

Acceptance Criteria

Performance Characteristic	Acceptable Range
Liquid Junction Error ΔpH_j	≤ 0.05
Shift on Stirring ΔpH_s	≤ 0.02
Noise ΔpH_n	≤ 0.02
Verification of ATC Temperature Difference	$\leq 0.5^\circ\text{C}$

The pH meter complies * / does not comply * with the specified requirements and is deemed acceptable * / unacceptable * for use. Measurements are traceable to national standards.

* Delete as appropriate

Calibrated by:

Bianco

Checked by:

[Signature]



Internal Calibration & Performance Check of pH Meter

Equipment Ref. No. : ET/EW007/008 Manufacturer : HANNA
 Model No. : HI9125 Serial No. : H0040409
 Date of Calibration : 27/01/2017 Calibration Due Date : 26/02/2017

Liquid Junction Error

003/5.2/002/07 (20°C)

Primary Standard Solution Used : Phosphate Ref No. of Primary Solution: 003/5.2/002/08 (25°C)
 Temperature of Solution : 25.0 / 20.0 $\Delta\text{pH}_{1/2} =$ 0.080 / 0.080
 pH value of diluted buffer : 6.98 / 6.98 $\text{pH (S)} =$ 6.865 / 6.881
 $\Delta\text{pH} = \text{pH(S)} - \text{pH of diluted buffer} =$ 0.115 / 0.099 (Observed Deviation)
 Liquid Junction Error (ΔpH_j) = $\Delta\text{pH} - \Delta\text{pH}_{1/2} =$ 0.04 / 0.02

Shift on Stirring

pH of buffer solution (with stirring), $\text{pH}_s =$ 6.91 / 6.91
 Shift on stirring, $\Delta\text{pH}_s = \text{pH}_s - \text{pH(S)} - \Delta\text{pH}_j =$ 0.01 / 0.01

Noise

Noise, $\Delta\text{pH}_n =$ difference between max and min reading : 0.01 / 0.01

Verification of ATC

Ref. No. of reference thermometer used: ET/0521/018 / ET/0521/019
 Temperature record from the reference thermometer (T_R): 25.0 / 20.0 °C
 Temperature record from the ATC (T_{ATC}): 24.9 / 19.9 °C
 Temperature Difference, $|T_R - T_{ATC}|$ 0.1 / 0.1 °C
 Correction +0.1 / +0.1 °C

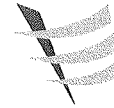
Acceptance Criteria

Performance Characteristic		Acceptable Range
Liquid Junction Error	ΔpH_j	≤ 0.05
Shift on Stirring	ΔpH_s	≤ 0.02
Noise	ΔpH_n	≤ 0.02
Verification of ATC	Temperature Difference	$\leq 0.5^\circ\text{C}$

The pH meter complies * / does not comply * with the specified requirements and is deemed acceptable * / unacceptable * for use. Measurements are traceable to national standards.
 * Delete as appropriate

Calibrated by: 

Checked by : 



Performance Check of Turbidity Meter

Equipment Ref. No. : ET/0505/014 Manufacturer : HACH

Model No. : 2100Q Serial No. : 13110C029448

Date of Calibration : 25/11/2016 Due Date : 24/02/2017

Theoretical Value of Turbidity Standard (NTU)	Measured Value (NTU)	Difference % *
20	20.7	3.5
100	98.0	-2.0
800	780	-2.5

(*) Difference = (Measured Value – Theoretical Value) / Theoretical Value x 100

Acceptance Criteria

Difference : -5 % to 5 %

The turbidity meter complies * / ~~does not comply~~ * with the specified requirements and is deemed acceptable * / ~~unacceptable~~ * for use. Measurements are traceable to national standards.

Prepared by : 

Checked by : 



Internal Calibration Report of Dissolved Oxygen Meter

Equipment Ref. No. : <u>ET/EW/008/005</u>	Manufacturer : <u>YSI</u>
Model No. : <u>Pro 2030</u>	Serial No. : <u>12A 100353</u>
Date of Calibration : <u>22/10/2016</u>	Calibration Due Date : <u>21/01/2017</u>

Temperature Verification

Ref. No. of Reference Thermometer : ET/0521/017

Ref. No. of Water Bath : ---

		Temperature (°C)		
Reference Thermometer reading	Measured	20.0	Corrected	20.1
DO Meter reading	Measured	19.9	Difference	0.2

Standardization of sodium thiosulphate (Na₂S₂O₃) solution

Reagent No. of Na ₂ S ₂ O ₃ titrant	CPE/012/4.5/001/14	Reagent No. of 0.025N K ₂ Cr ₂ O ₇	CPE/012/4.4/002/14
		Trial 1	Trial 2
Initial Vol. of Na ₂ S ₂ O ₃ (ml)		0.00	10.35
Final Vol. of Na ₂ S ₂ O ₃ (ml)		10.35	20.75
Vol. of Na ₂ S ₂ O ₃ used (ml)		10.35	10.40
Normality of Na ₂ S ₂ O ₃ solution (N)		0.02415	0.02404
Average Normality (N) of Na ₂ S ₂ O ₃ solution (N)		0.02410	
Acceptance criteria, Deviation		Less than ± 0.001N	

Calculation: Normality of Na₂S₂O₃, N = 0.25 / ml Na₂S₂O₃ used

Linearity Checking

*Determination of dissolved oxygen content by Winkler Titration **

Purging Time (min)	2		5		10	
	1	2	1	2	1	2
Trial						
Initial Vol. of Na ₂ S ₂ O ₃ (ml)	0.00	11.70	23.40	0.00	6.50	10.50
Final Vol. of Na ₂ S ₂ O ₃ (ml)	11.70	23.40	30.00	6.50	10.50	14.60
Vol. (V) of Na ₂ S ₂ O ₃ used (ml)	11.70	11.70	6.60	6.50	4.00	4.10
Dissolved Oxygen (DO), mg/L	7.57	7.57	4.27	4.21	2.59	2.65
Acceptance criteria, Deviation	Less than + 0.3mg/L		Less than + 0.3mg/L		Less than + 0.3mg/L	

Calculation: DO (mg/L) = V x N x 8000/298

Purging time, min	DO meter reading, mg/L			Winkler Titration result *, mg/L			Difference (%) of DO Content
	1	2	Average	1	2	Average	
2	7.44	7.51	7.48	7.57	7.57	7.57	1.20
5	4.19	4.19	4.19	4.27	4.21	4.24	1.19
10	2.52	2.54	2.53	2.59	2.65	2.62	3.50
Linear regression coefficient				0.9999			



Internal Calibration Report of Dissolved Oxygen Meter

Zero Point Checking

DO meter reading, mg/L	0.00
------------------------	------

Salinity Checking

Reagent No. of NaCl (10ppt)	CPE/012/4.7/003/29	Reagent No. of NaCl (30ppt)	CPE/012/4.8/003/29
-----------------------------	--------------------	-----------------------------	--------------------

Determination of dissolved oxygen content by Winkler Titration **

Salinity (ppt)	10		30	
	1	2	1	2
Trial				
Initial Vol. of Na ₂ S ₂ O ₃ (ml)	0.00	10.90	21.90	31.30
Final Vol. of Na ₂ S ₂ O ₃ (ml)	10.90	21.90	31.30	40.80
Vol. (V) of Na ₂ S ₂ O ₃ used (ml)	10.90	11.00	9.40	9.50
Dissolved Oxygen (DO), mg/L	7.05	7.12	6.08	6.15
Acceptance criteria, Deviation	Less than + 0.3mg/L		Less than + 0.3mg/L	

Calculation: $DO (mg/L) = V \times N \times 8000/298$

Salinity (ppt)	DO meter reading, mg/L			Winkler Titration result**, mg/L			Difference (%) of DO Content
	1	2	Average	1	2	Average	
10	7.11	7.15	7.13	7.05	7.12	7.09	0.56
30	6.08	6.04	6.06	6.08	6.15	6.12	0.99

Acceptance Criteria

- (1) Differenc between temperature readings from temperature sensor of DO probe and reference thermometer : < 0.5 °C
- (2) Linear regression coefficient : >0.99
- (3) Zero checking: 0.0mg/L
- (4) Difference (%) of DO content from the meter reading and by winkler titration : within ± 5%

The equipment complies # / ~~does not comply~~ # with the specified requirements and is deemed acceptable # / unacceptable # for use.

Delete as appropriate

Calibrated by

:

Approved by :



Internal Calibration Report of Dissolved Oxygen Meter

Equipment Ref. No. : <u>ET/EW/008/008</u>	Manufacturer : <u>YSI</u>
Model No. : <u>Pro 2030</u>	Serial No. : <u>14M101489</u>
Date of Calibration : <u>19/01/2017</u>	Calibration Due Date : <u>18/04/2017</u>

Temperature Verification

Ref. No. of Reference Thermometer : ET/0521/017

Ref. No. of Water Bath : ---

		Temperature (°C)	
Reference Thermometer reading	Measured	20.3	Corrected
			19.8
DO Meter reading	Measured	19.8	Difference
			0.0

Standardization of sodium thiosulphate (Na₂S₂O₃) solution

Reagent No. of Na ₂ S ₂ O ₃ titrant	CPE/012/4.5/001/15	Reagent No. of 0.025N K ₂ Cr ₂ O ₇	CPE/012/4.4/002/16
		Trial 1	Trial 2
Initial Vol. of Na ₂ S ₂ O ₃ (ml)		0.00	10.35
Final Vol. of Na ₂ S ₂ O ₃ (ml)		10.35	20.70
Vol. of Na ₂ S ₂ O ₃ used (ml)		10.35	10.35
Normality of Na ₂ S ₂ O ₃ solution (N)		0.02415	0.02415
Average Normality (N) of Na ₂ S ₂ O ₃ solution (N)		0.02415	
Acceptance criteria, Deviation		Less than ± 0.001N	

Calculation: Normality of Na₂S₂O₃, N = 0.25 / ml Na₂S₂O₃ used

Linearity Checking

*Determination of dissolved oxygen content by Winkler Titration **

Purging Time (min)	2		5		10	
	1	2	1	2	1	2
Initial Vol. of Na ₂ S ₂ O ₃ (ml)	0.00	11.40	23.00	0.00	6.10	9.90
Final Vol. of Na ₂ S ₂ O ₃ (ml)	11.40	23.00	29.60	6.10	9.90	13.80
Vol. (V) of Na ₂ S ₂ O ₃ used (ml)	11.40	11.60	6.60	6.10	3.80	3.90
Dissolved Oxygen (DO), mg/L	7.39	7.52	4.28	3.95	2.46	2.53
Acceptance criteria, Deviation	Less than + 0.3mg/L		Less than + 0.3mg/L		Less than + 0.3mg/L	

Calculation: DO (mg/L) = V x N x 8000/298

Purging time, min	DO meter reading, mg/L			Winkler Titration result *, mg/L			Difference (%) of DO Content
	1	2	Average	1	2	Average	
2	7.39	7.48	7.44	7.39	7.52	7.46	0.27
5	4.19	4.14	4.17	4.28	3.95	4.12	1.21
10	2.39	2.42	2.41	2.46	2.53	2.50	3.67
Linear regression coefficient				0.9993			



Internal Calibration Report of Dissolved Oxygen Meter

Zero Point Checking

DO meter reading, mg/L	0.00
------------------------	------

Salinity Checking

Reagent No. of NaCl (10ppt)	CPE/012/4.7/003/33	Reagent No. of NaCl (30ppt)	CPE/012/4.8/003/33
-----------------------------	--------------------	-----------------------------	--------------------

*Determination of dissolved oxygen content by Winkler Titration ***

Salinity (ppt)	10		30	
Trial	1	2	1	2
Initial Vol. of Na ₂ S ₂ O ₃ (ml)	0.00	10.90	21.80	31.20
Final Vol. of Na ₂ S ₂ O ₃ (ml)	10.90	21.80	31.20	40.60
Vol. (V) of Na ₂ S ₂ O ₃ used (ml)	10.90	10.90	9.40	9.40
Dissolved Oxygen (DO), mg/L	7.07	7.07	6.09	6.09
Acceptance criteria, Deviation	Less than + 0.3mg/L		Less than + 0.3mg/L	

Calculation: DO (mg/L) = V x N x 8000/298

Salinity (ppt)	DO meter reading, mg/L			Winkler Titration result**, mg/L			Difference (%) of DO Content
	1	2	Average	1	2	Average	
10	7.12	7.07	7.1	7.07	7.07	7.07	0.42
30	6.14	6.17	6.16	6.09	6.09	6.09	1.14

Acceptance Criteria

- (1) Differenc between temperature readings from temperature sensor of DO probe and reference thermometer : < 0.5 °C
- (2) Linear regression coefficient : >0.99
- (3) Zero checking: 0.0mg/L
- (4) Difference (%) of DO content from the meter reading and by winkler titration : within ± 5%

The equipment complies # / ~~does not comply~~ # with the specified requirements and is deemed acceptable # / unacceptable # for use.

Delete as appropriate

Calibrated by

: Bauw

Approved by :

AL



Performance Check of Salinity Meter

Equipment Ref. No. : ET/EW/008/008 Manufacturer : YSI
Model No. : Pro 2030 Serial No. : 14M101489
Date of Calibration : 19/01/2017 Due Date : 18/04/2017

Ref. No. of Salinity Standard used (30ppt)

S/001/9

Salinity Standard Value (ppt)	Measured Salinity (ppt)	Difference * (%)
30.0	30.3	1.00

(*) Difference (%) = (Measured Salinity – Salinity Standard value) / Salinity Standard value x 100

Acceptance Criteria

Difference : -10 % to 10 %

The salinity meter complies * / ~~does not comply~~ * with the specified requirements and is deemed acceptable * / ~~unacceptable~~ * for use. Measurements are traceable to national standards.

Checked by : Brian

Approved by : [Signature]