

Figure G.1 Impact Monitoring - 1-hour Total Suspended Particulates ($\mu\text{g}/\text{m}^3$) at AQMS1 between 1 October 2016 and 31 January 2017 during impact monitoring period. The weather conditions during the monitoring period varied from sunny to cloudy. Major land-based construction activities included: Jet Grouting, CSM Ground Treatment and Diaphragm Wall Construction (1/10/2016 - 31/1/2017) and Box Culvert Extension (1/10/2016 - 31/1/2017). Ref: 0212330_Impact AQM graphs_ January 2017_REV a.xlsx



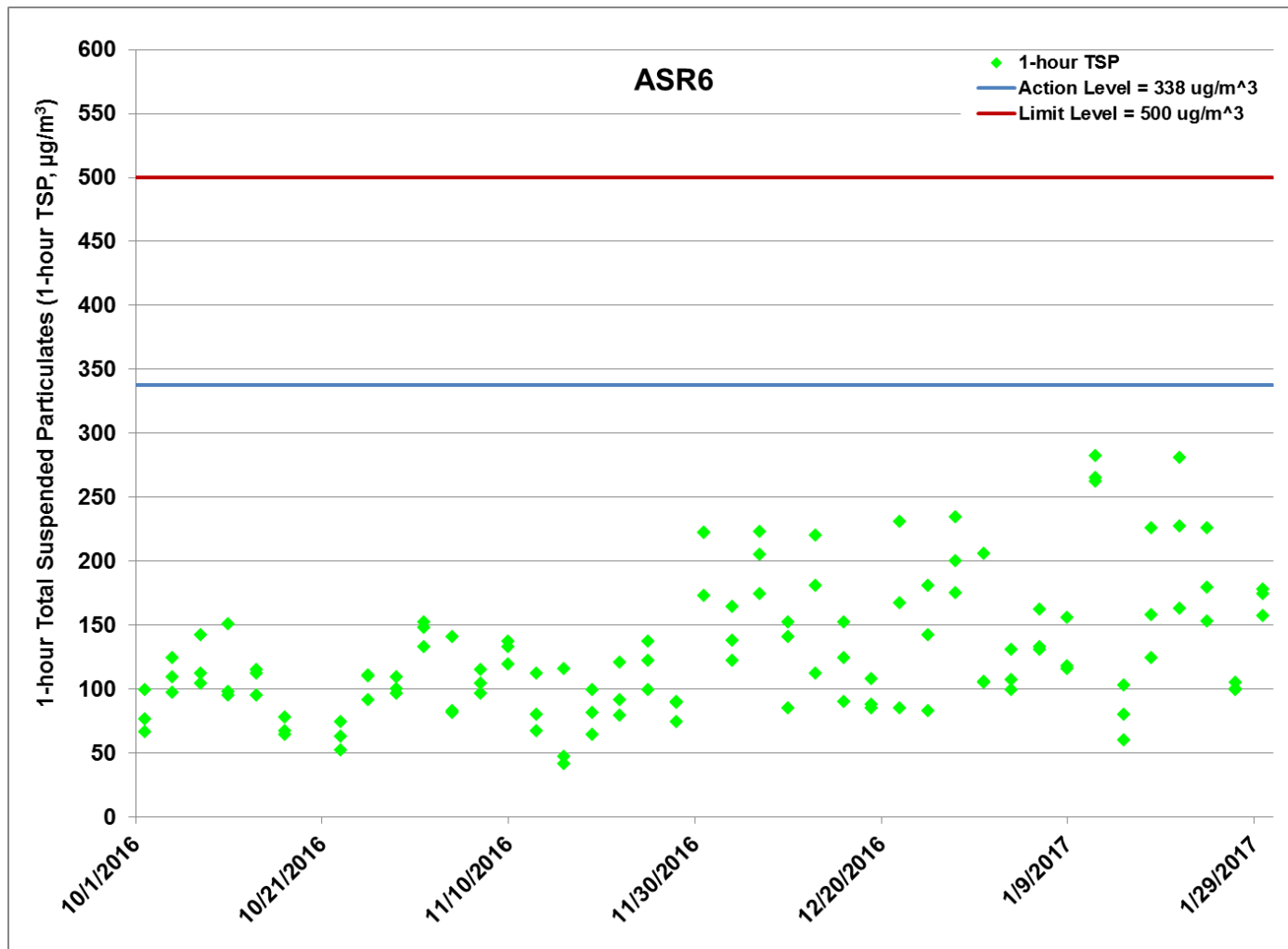


Figure G.2 Impact Monitoring - 1-hour Total Suspended Particulates ($\mu\text{g}/\text{m}^3$) at ASR6 between 1 October 2016 and 31 January 2017 during impact monitoring period. The weather conditions during the monitoring period varied from sunny to cloudy. Major land-based construction activities included: Jet Grouting, CSM Ground Treatment and Diaphragm Wall Construction (1/10/2016 - 31/1/2017) and Box Culvert Extension (1/10/2016 - 31/1/2017). Ref: 0212330_Impact AQM graphs_January 2017_REV a.xlsx



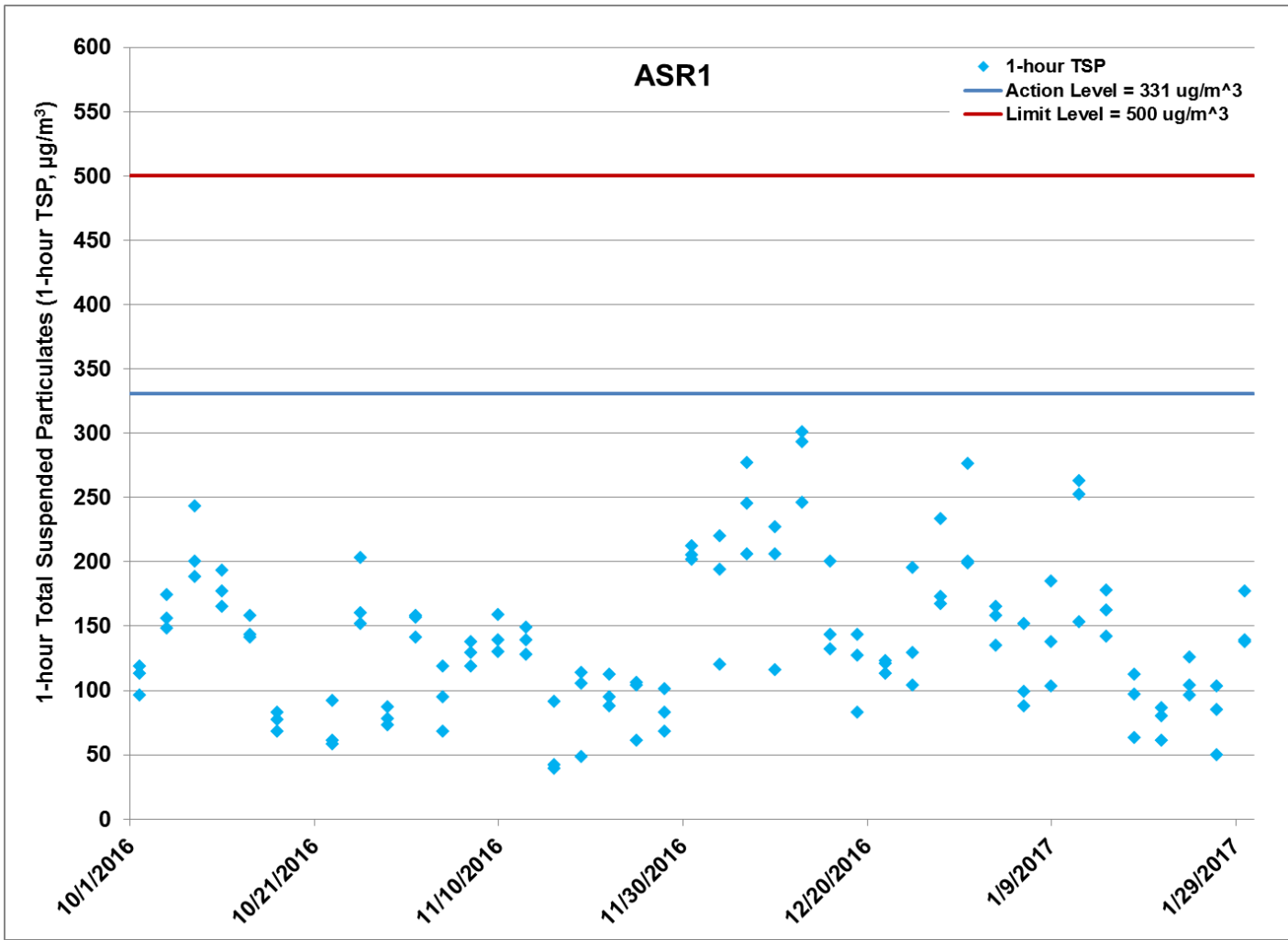


Figure G.3 Impact Monitoring - 1-hour Total Suspended Particulates ($\mu\text{g}/\text{m}^3$) at ASR1 between 1 October 2016 and 31 January 2017 during impact monitoring period. The weather conditions during the monitoring period varied from sunny to cloudy. Major land-based construction activities included: Jet Grouting, CSM Ground Treatment and Diaphragm Wall Construction (1/10/2016 - 31/1/2017) and Box Culvert Extension (1/10/2016 - 31/1/2017). Ref: 0212330_Impact AQM graphs_January 2017_REV a.xlsx



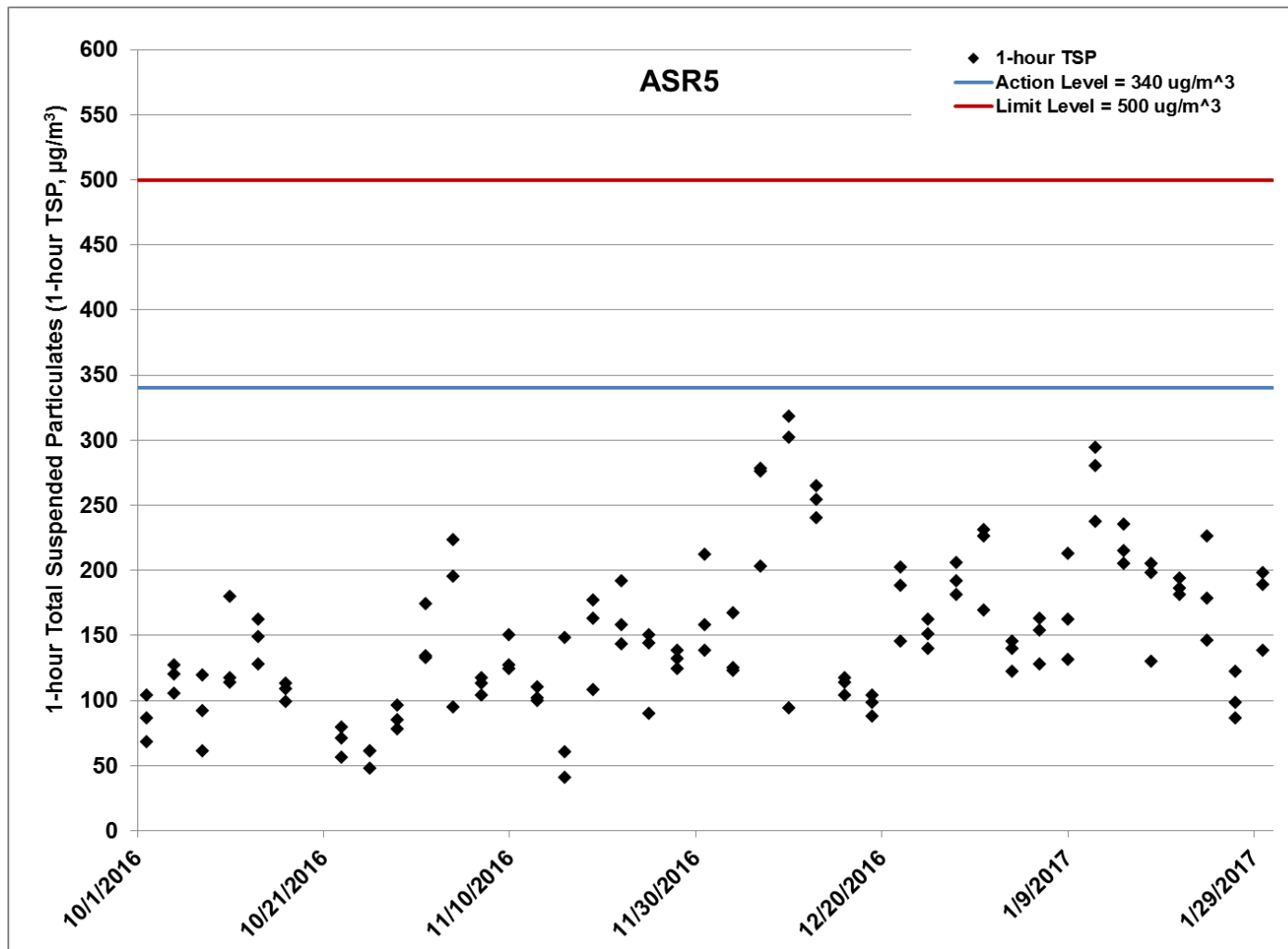


Figure G.4 Impact Monitoring - 1-hour Total Suspended Particulates (µg/m³) at ASR5 between 1 October 2016 and 31 January 2017 during impact monitoring period. The weather conditions during the monitoring period varied from sunny to cloudy. Major land-based construction activities included: Jet Grouting, CSM Ground Treatment and Diaphragm Wall Construction (1/10/2016 - 31/1/2017) and Box Culvert Extension (1/10/2016 - 31/1/2017). Ref: 0212330_Impact AQM graphs_January 2017_REV a.xlsx



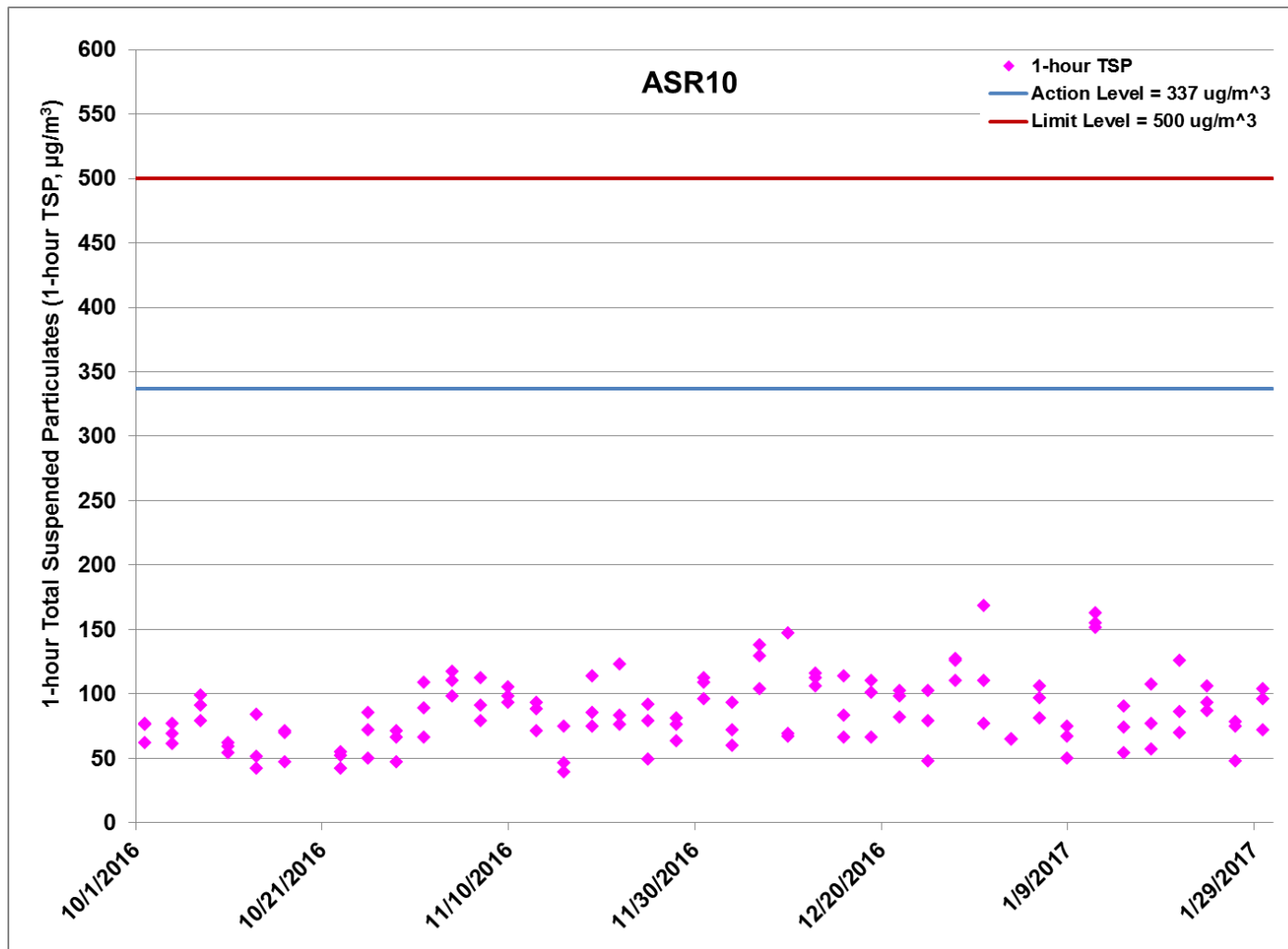


Figure G.5 Impact Monitoring - 1-hour Total Suspended Particulates ($\mu\text{g}/\text{m}^3$) at ASR10 between 1 October 2016 and 31 January 2017 during impact monitoring period. The weather conditions during the monitoring period varied from sunny to cloudy. Major land-based construction activities included: Jet Grouting, CSM Ground Treatment and Diaphragm Wall Construction (1/10/2016 - 31/1/2017) and Box Culvert Extension (1/10/2016 - 31/1/2017). Ref: 0212330_Impact AQM graphs_ January 2017_REV a.xlsx



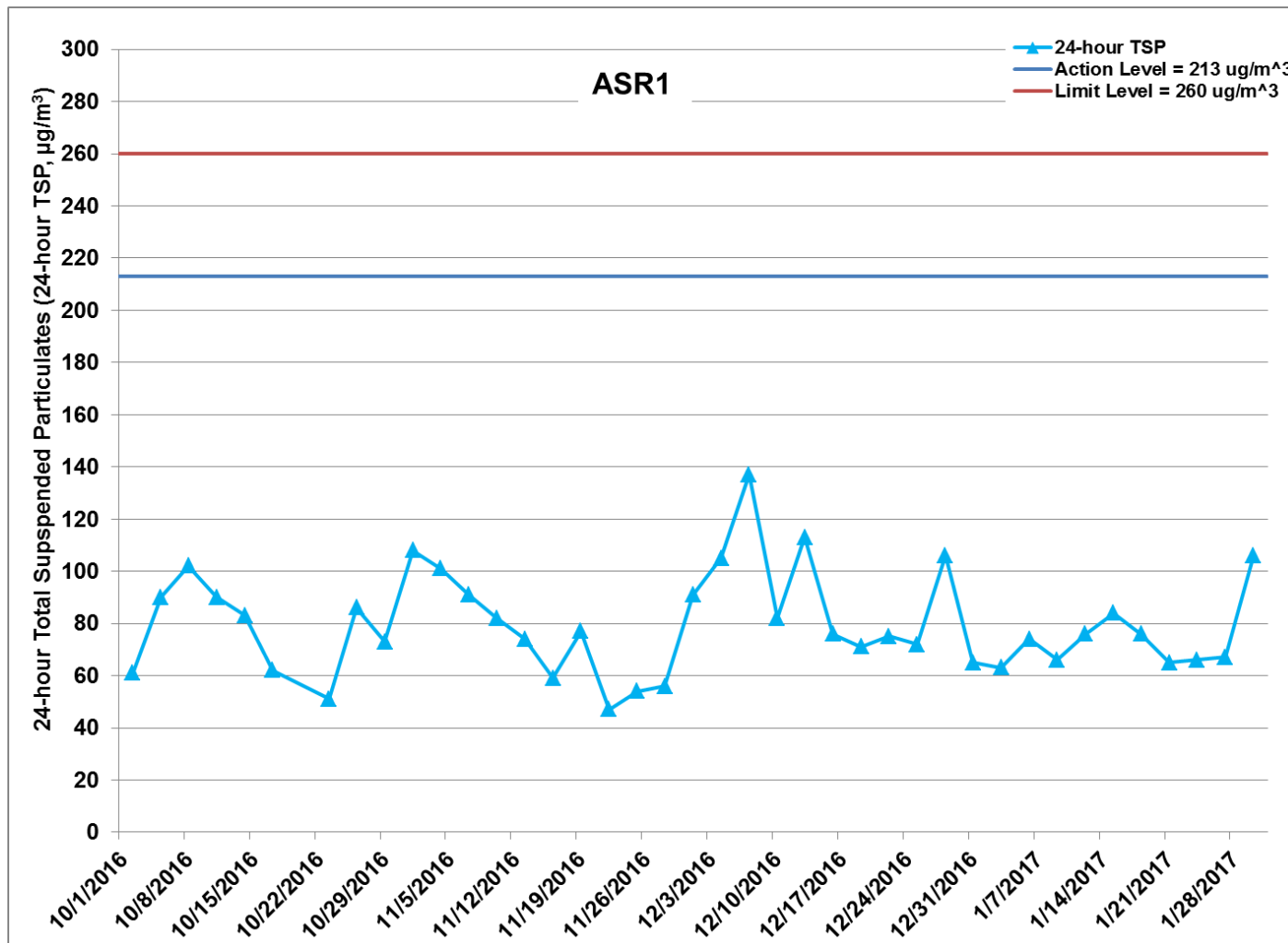


Figure G.6 Impact Monitoring - 24-hour Total Suspended Particulates ($\mu\text{g}/\text{m}^3$) at ASR1 between 1 October 2016 and 31 January 2017 during impact monitoring period. The weather conditions during the monitoring period varied from sunny to cloudy. Major land-based construction activities included: Jet Grouting, CSM Ground Treatment and Diaphragm Wall Construction (1/10/2016 - 31/1/2017) and Box Culvert Extension (1/10/2016 - 31/1/2017). Ref: 0212330_Impact AQM graphs_January 2017_REV a.xlsx



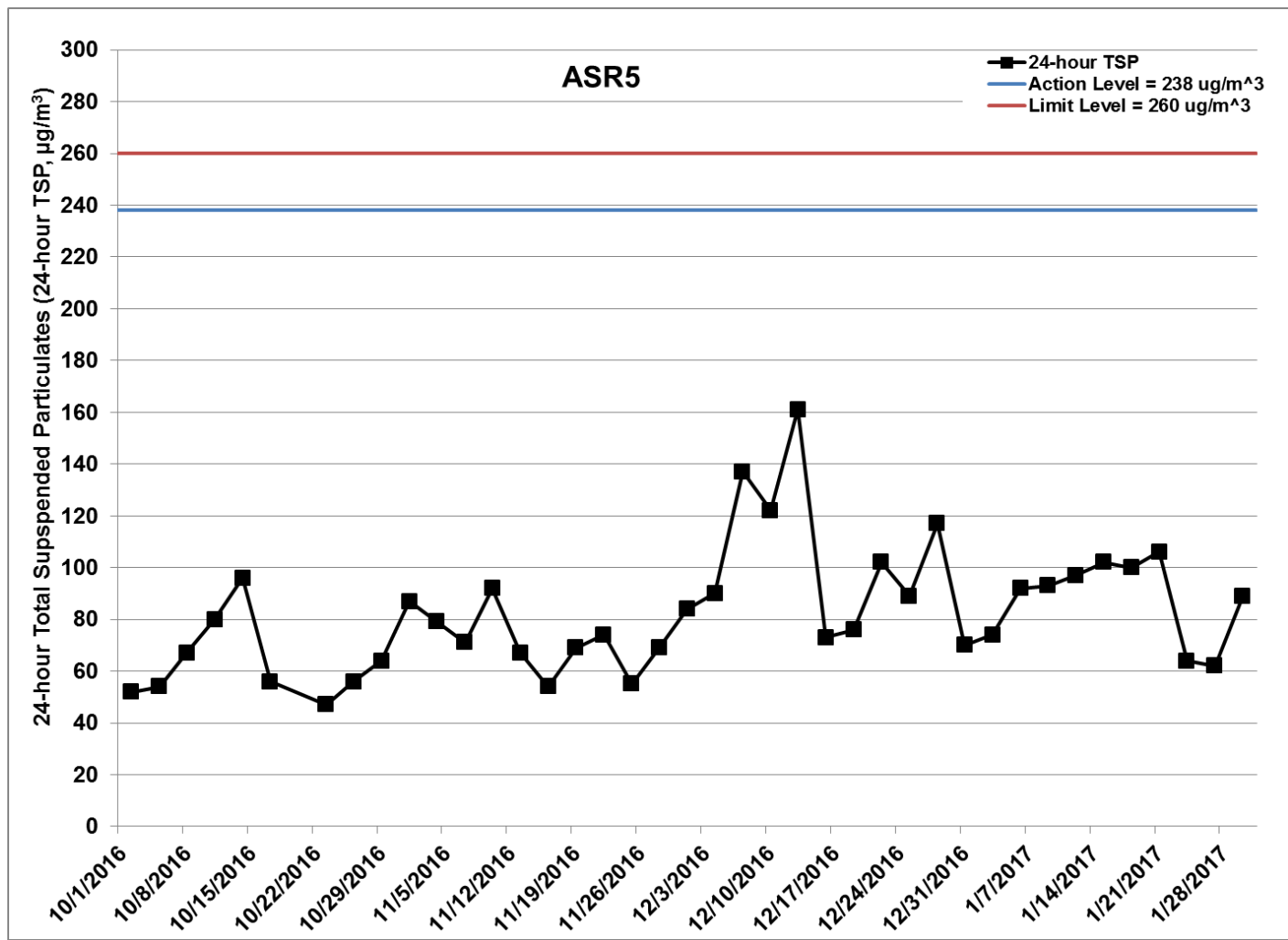


Figure G.7 Impact Monitoring - 24-hour Total Suspended Particulates ($\mu\text{g}/\text{m}^3$) at ASR5 between 1 October 2016 and 31 January 2017 during impact monitoring period. The weather conditions during the monitoring period varied from sunny to cloudy. Major land-based construction activities included: Jet Grouting, CSM Ground Treatment and Diaphragm Wall Construction (1/10/2016 - 31/1/2017) and Box Culvert Extension (1/10/2016 - 31/1/2017). Ref: 0212330_Impact AQM graphs_ January 2017_REV a.xlsx



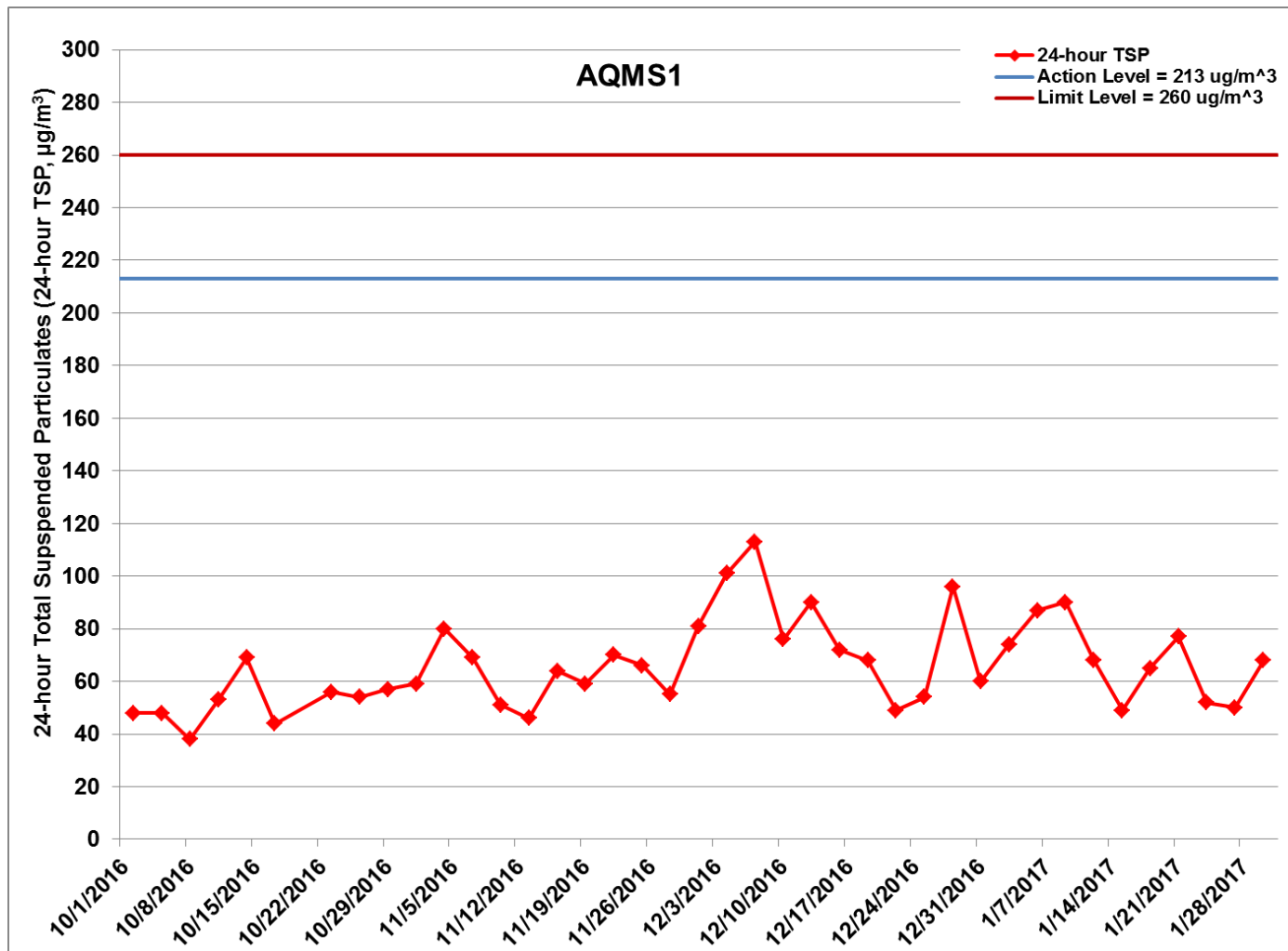


Figure G.8 Impact Monitoring - 24-hour Total Suspended Particulates ($\mu\text{g}/\text{m}^3$) at AQMS1 between 1 October 2016 and 31 January 2017 during impact monitoring period. The weather conditions during the monitoring period varied from sunny to cloudy. Major land-based construction activities included: Jet Grouting, CSM Ground Treatment and Diaphragm Wall Construction (1/10/2016 - 31/1/2017) and Box Culvert Extension (1/10/2016 - 31/1/2017). Ref: 0212330_Impact AQM graphs_ January 2017_REV a.xlsx



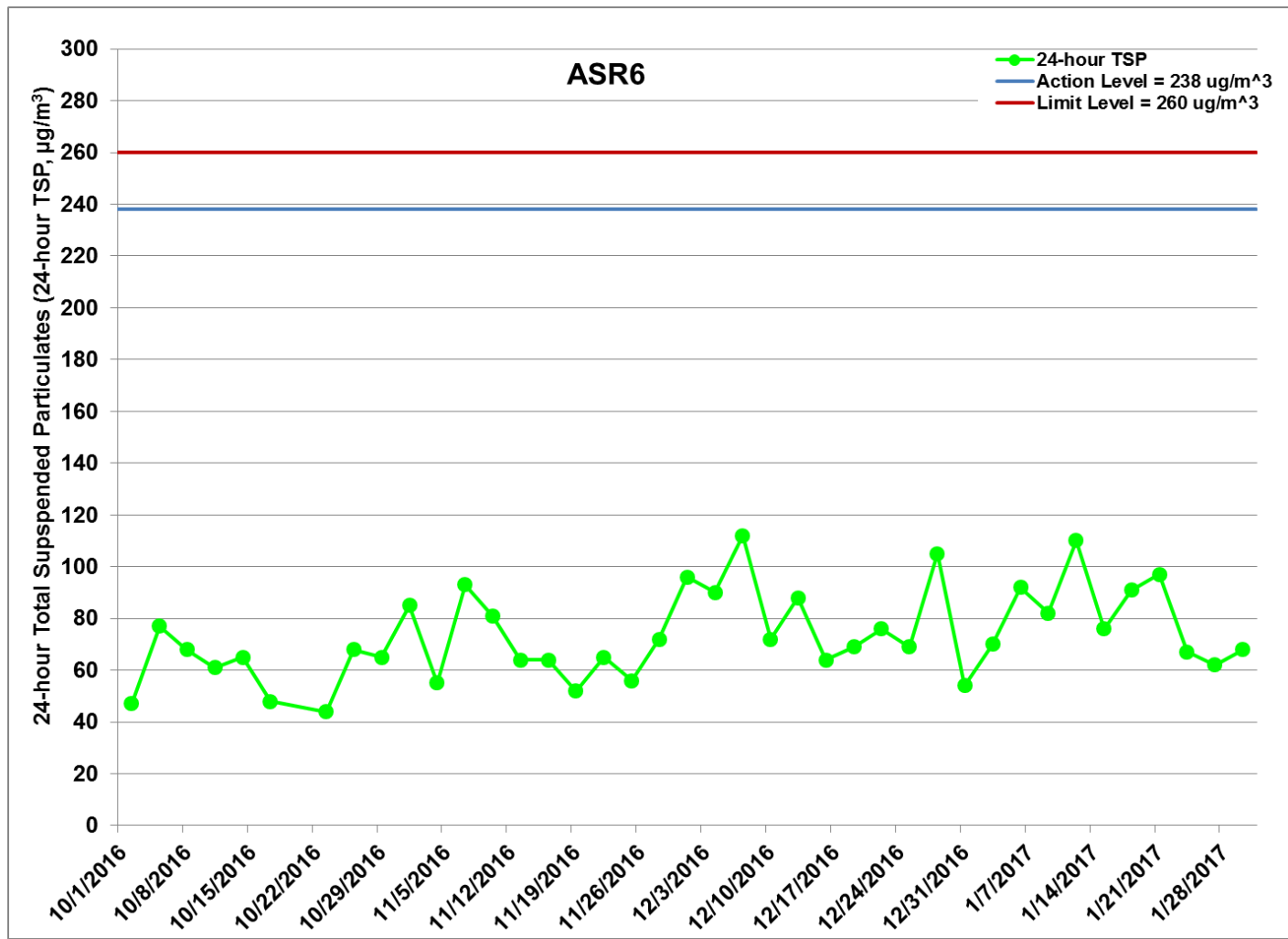


Figure G.9 Impact Monitoring - 24-hour Total Suspended Particulates ($\mu\text{g}/\text{m}^3$) at ASR6 between 1 October 2016 and 31 January 2017 during impact monitoring period. The weather conditions during the monitoring period varied from sunny to cloudy. Major land-based construction activities included: Jet Grouting, CSM Ground Treatment and Diaphragm Wall Construction (1/10/2016 - 31/1/2017) and Box Culvert Extension (1/10/2016 - 31/1/2017). Ref: 0212330_Impact AQM graphs_ January 2017_REV a.xlsx



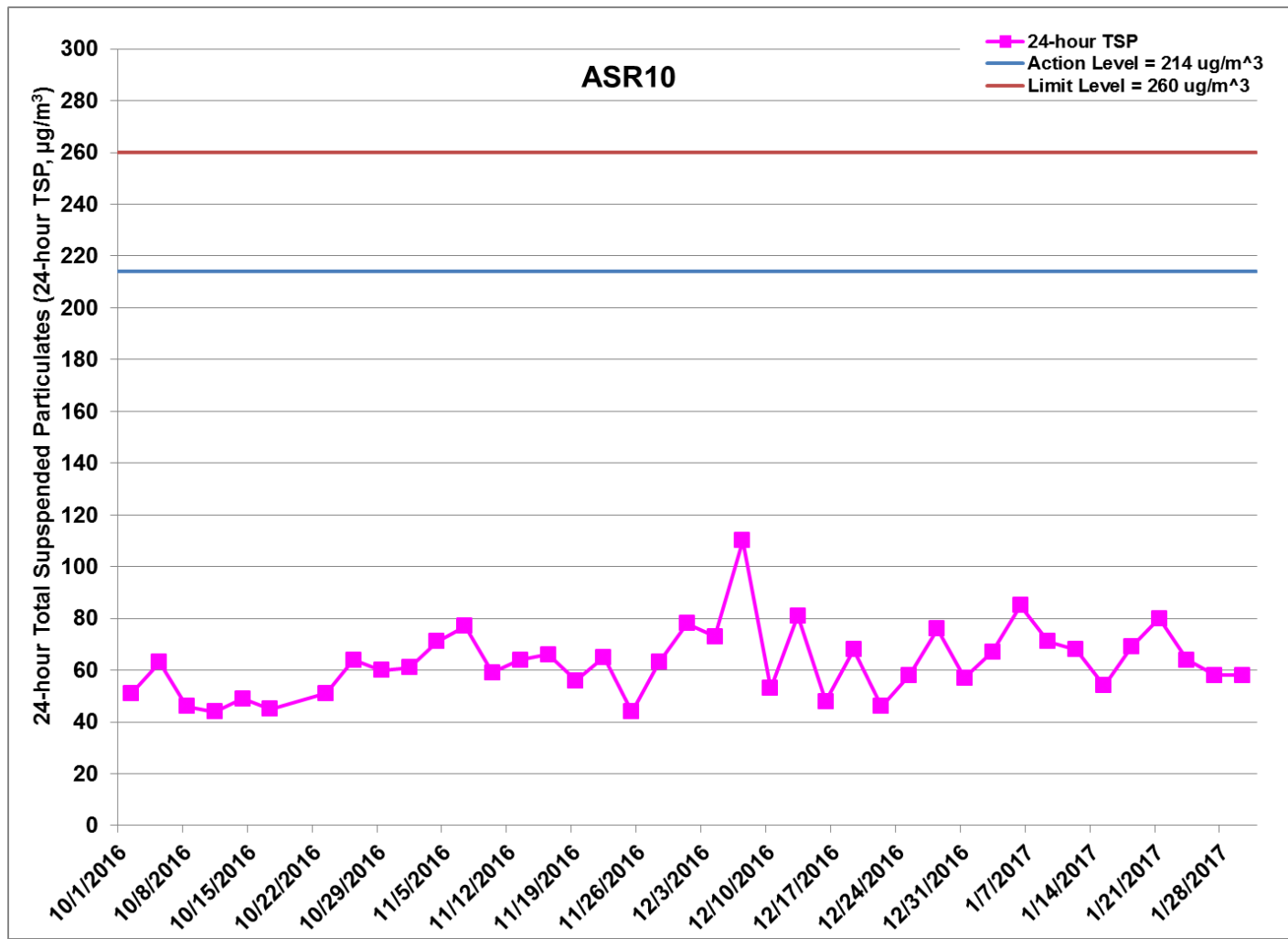


Figure G.10 Impact Monitoring – 24-hour Total Suspended Particulates ($\mu\text{g}/\text{m}^3$) at ASR10 between 1 October 2016 and 31 January 2017 during impact monitoring period. The weather conditions during the monitoring period varied from sunny to cloudy. Major land-based construction activities included: Jet Grouting, CSM Ground Treatment and Diaphragm Wall Construction (1/10/2016 – 31/1/2017) and Box Culvert Extension (1/10/2016 – 31/1/2017). Ref: 0212330_Impact AQM graphs_January 2017_REV a.xlsx



Project	Works	Date	Station	Weather	Start time	Parameters	Results	units
TMCLKL	HY/2012/08	2017-01-03	AQMS1	Sunny	13:17	1-hour TSP	134	ug/m3
TMCLKL	HY/2012/08	2017-01-03	AQMS1	Sunny	14:19	1-hour TSP	108	ug/m3
TMCLKL	HY/2012/08	2017-01-03	AQMS1	Sunny	15:21	1-hour TSP	100	ug/m3
TMCLKL	HY/2012/08	2017-01-03	ASR1	Sunny	13:06	1-hour TSP	135	ug/m3
TMCLKL	HY/2012/08	2017-01-03	ASR1	Sunny	14:08	1-hour TSP	165	ug/m3
TMCLKL	HY/2012/08	2017-01-03	ASR1	Sunny	15:10	1-hour TSP	158	ug/m3
TMCLKL	HY/2012/08	2017-01-03	ASR10	Sunny	12:33	1-hour TSP	65	ug/m3
TMCLKL	HY/2012/08	2017-01-03	ASR10	Sunny	13:35	1-hour TSP	65	ug/m3
TMCLKL	HY/2012/08	2017-01-03	ASR10	Sunny	14:37	1-hour TSP	65	ug/m3
TMCLKL	HY/2012/08	2017-01-03	ASR5	Sunny	12:55	1-hour TSP	145	ug/m3
TMCLKL	HY/2012/08	2017-01-03	ASR5	Sunny	13:57	1-hour TSP	122	ug/m3
TMCLKL	HY/2012/08	2017-01-03	ASR5	Sunny	14:59	1-hour TSP	140	ug/m3
TMCLKL	HY/2012/08	2017-01-03	ASR6	Sunny	12:44	1-hour TSP	131	ug/m3
TMCLKL	HY/2012/08	2017-01-03	ASR6	Sunny	13:46	1-hour TSP	99	ug/m3
TMCLKL	HY/2012/08	2017-01-03	ASR6	Sunny	14:48	1-hour TSP	107	ug/m3
TMCLKL	HY/2012/08	2017-01-06	AQMS1	Sunny	09:55	1-hour TSP	96	ug/m3
TMCLKL	HY/2012/08	2017-01-06	AQMS1	Sunny	10:57	1-hour TSP	119	ug/m3
TMCLKL	HY/2012/08	2017-01-06	AQMS1	Sunny	11:59	1-hour TSP	196	ug/m3
TMCLKL	HY/2012/08	2017-01-06	ASR1	Sunny	09:44	1-hour TSP	99	ug/m3
TMCLKL	HY/2012/08	2017-01-06	ASR1	Sunny	10:46	1-hour TSP	88	ug/m3
TMCLKL	HY/2012/08	2017-01-06	ASR1	Sunny	11:48	1-hour TSP	152	ug/m3
TMCLKL	HY/2012/08	2017-01-06	ASR10	Sunny	09:12	1-hour TSP	106	ug/m3
TMCLKL	HY/2012/08	2017-01-06	ASR10	Sunny	10:14	1-hour TSP	97	ug/m3
TMCLKL	HY/2012/08	2017-01-06	ASR10	Sunny	11:16	1-hour TSP	81	ug/m3
TMCLKL	HY/2012/08	2017-01-06	ASR5	Sunny	09:33	1-hour TSP	154	ug/m3
TMCLKL	HY/2012/08	2017-01-06	ASR5	Sunny	10:35	1-hour TSP	163	ug/m3
TMCLKL	HY/2012/08	2017-01-06	ASR5	Sunny	11:37	1-hour TSP	128	ug/m3
TMCLKL	HY/2012/08	2017-01-06	ASR6	Sunny	09:22	1-hour TSP	133	ug/m3
TMCLKL	HY/2012/08	2017-01-06	ASR6	Sunny	10:24	1-hour TSP	131	ug/m3
TMCLKL	HY/2012/08	2017-01-06	ASR6	Sunny	11:26	1-hour TSP	162	ug/m3

Project	Works	Date	Station	Weather	Start time	Parameters	Results	units
TMCLKL	HY/2012/08	2017-01-09	AQMS1	Sunny	13:04	1-hour TSP	88	ug/m3
TMCLKL	HY/2012/08	2017-01-09	AQMS1	Sunny	14:06	1-hour TSP	126	ug/m3
TMCLKL	HY/2012/08	2017-01-09	AQMS1	Sunny	15:08	1-hour TSP	119	ug/m3
TMCLKL	HY/2012/08	2017-01-09	ASR1	Sunny	12:53	1-hour TSP	185	ug/m3
TMCLKL	HY/2012/08	2017-01-09	ASR1	Sunny	13:55	1-hour TSP	138	ug/m3
TMCLKL	HY/2012/08	2017-01-09	ASR1	Sunny	14:57	1-hour TSP	103	ug/m3
TMCLKL	HY/2012/08	2017-01-09	ASR10	Sunny	12:22	1-hour TSP	75	ug/m3
TMCLKL	HY/2012/08	2017-01-09	ASR10	Sunny	13:24	1-hour TSP	67	ug/m3
TMCLKL	HY/2012/08	2017-01-09	ASR10	Sunny	14:26	1-hour TSP	50	ug/m3
TMCLKL	HY/2012/08	2017-01-09	ASR5	Sunny	12:43	1-hour TSP	213	ug/m3
TMCLKL	HY/2012/08	2017-01-09	ASR5	Sunny	13:45	1-hour TSP	131	ug/m3
TMCLKL	HY/2012/08	2017-01-09	ASR5	Sunny	14:47	1-hour TSP	162	ug/m3
TMCLKL	HY/2012/08	2017-01-09	ASR6	Sunny	12:32	1-hour TSP	156	ug/m3
TMCLKL	HY/2012/08	2017-01-09	ASR6	Sunny	13:34	1-hour TSP	118	ug/m3
TMCLKL	HY/2012/08	2017-01-09	ASR6	Sunny	14:36	1-hour TSP	116	ug/m3
TMCLKL	HY/2012/08	2017-01-12	AQMS1	Cloudy	13:30	1-hour TSP	165	ug/m3
TMCLKL	HY/2012/08	2017-01-12	AQMS1	Cloudy	14:32	1-hour TSP	125	ug/m3
TMCLKL	HY/2012/08	2017-01-12	AQMS1	Cloudy	15:34	1-hour TSP	152	ug/m3
TMCLKL	HY/2012/08	2017-01-12	ASR1	Cloudy	13:19	1-hour TSP	263	ug/m3
TMCLKL	HY/2012/08	2017-01-12	ASR1	Cloudy	14:21	1-hour TSP	252	ug/m3
TMCLKL	HY/2012/08	2017-01-12	ASR1	Cloudy	15:23	1-hour TSP	153	ug/m3
TMCLKL	HY/2012/08	2017-01-12	ASR10	Cloudy	12:47	1-hour TSP	155	ug/m3
TMCLKL	HY/2012/08	2017-01-12	ASR10	Cloudy	13:49	1-hour TSP	151	ug/m3
TMCLKL	HY/2012/08	2017-01-12	ASR10	Cloudy	14:51	1-hour TSP	163	ug/m3
TMCLKL	HY/2012/08	2017-01-12	ASR5	Cloudy	13:08	1-hour TSP	294	ug/m3
TMCLKL	HY/2012/08	2017-01-12	ASR5	Cloudy	14:10	1-hour TSP	280	ug/m3
TMCLKL	HY/2012/08	2017-01-12	ASR5	Cloudy	15:12	1-hour TSP	237	ug/m3
TMCLKL	HY/2012/08	2017-01-12	ASR6	Cloudy	12:58	1-hour TSP	282	ug/m3
TMCLKL	HY/2012/08	2017-01-12	ASR6	Cloudy	14:00	1-hour TSP	262	ug/m3
TMCLKL	HY/2012/08	2017-01-12	ASR6	Cloudy	15:02	1-hour TSP	265	ug/m3

Project	Works	Date	Station	Weather	Start time	Parameters	Results	units
TMCLKL	HY/2012/08	2017-01-15	AQMS1	Cloudy	09:53	1-hour TSP	47	ug/m3
TMCLKL	HY/2012/08	2017-01-15	AQMS1	Cloudy	10:55	1-hour TSP	75	ug/m3
TMCLKL	HY/2012/08	2017-01-15	AQMS1	Cloudy	11:57	1-hour TSP	96	ug/m3
TMCLKL	HY/2012/08	2017-01-15	ASR1	Cloudy	09:42	1-hour TSP	162	ug/m3
TMCLKL	HY/2012/08	2017-01-15	ASR1	Cloudy	10:44	1-hour TSP	178	ug/m3
TMCLKL	HY/2012/08	2017-01-15	ASR1	Cloudy	11:46	1-hour TSP	142	ug/m3
TMCLKL	HY/2012/08	2017-01-15	ASR10	Cloudy	09:10	1-hour TSP	54	ug/m3
TMCLKL	HY/2012/08	2017-01-15	ASR10	Cloudy	10:12	1-hour TSP	90	ug/m3
TMCLKL	HY/2012/08	2017-01-15	ASR10	Cloudy	11:14	1-hour TSP	74	ug/m3
TMCLKL	HY/2012/08	2017-01-15	ASR5	Cloudy	09:31	1-hour TSP	235	ug/m3
TMCLKL	HY/2012/08	2017-01-15	ASR5	Cloudy	10:33	1-hour TSP	215	ug/m3
TMCLKL	HY/2012/08	2017-01-15	ASR5	Cloudy	11:35	1-hour TSP	205	ug/m3
TMCLKL	HY/2012/08	2017-01-15	ASR6	Cloudy	09:20	1-hour TSP	80	ug/m3
TMCLKL	HY/2012/08	2017-01-15	ASR6	Cloudy	10:22	1-hour TSP	60	ug/m3
TMCLKL	HY/2012/08	2017-01-15	ASR6	Cloudy	11:24	1-hour TSP	103	ug/m3
TMCLKL	HY/2012/08	2017-01-18	AQMS1	Cloudy	13:35	1-hour TSP	66	ug/m3
TMCLKL	HY/2012/08	2017-01-18	AQMS1	Cloudy	14:37	1-hour TSP	85	ug/m3
TMCLKL	HY/2012/08	2017-01-18	AQMS1	Cloudy	15:39	1-hour TSP	154	ug/m3
TMCLKL	HY/2012/08	2017-01-18	ASR1	Cloudy	13:25	1-hour TSP	63	ug/m3
TMCLKL	HY/2012/08	2017-01-18	ASR1	Cloudy	14:27	1-hour TSP	112	ug/m3
TMCLKL	HY/2012/08	2017-01-18	ASR1	Cloudy	15:29	1-hour TSP	97	ug/m3
TMCLKL	HY/2012/08	2017-01-18	ASR10	Cloudy	13:03	1-hour TSP	57	ug/m3
TMCLKL	HY/2012/08	2017-01-18	ASR10	Cloudy	14:05	1-hour TSP	107	ug/m3
TMCLKL	HY/2012/08	2017-01-18	ASR10	Cloudy	15:07	1-hour TSP	77	ug/m3
TMCLKL	HY/2012/08	2017-01-18	ASR5	Cloudy	13:24	1-hour TSP	205	ug/m3
TMCLKL	HY/2012/08	2017-01-18	ASR5	Cloudy	14:26	1-hour TSP	198	ug/m3
TMCLKL	HY/2012/08	2017-01-18	ASR5	Cloudy	15:28	1-hour TSP	130	ug/m3
TMCLKL	HY/2012/08	2017-01-18	ASR6	Cloudy	13:14	1-hour TSP	124	ug/m3
TMCLKL	HY/2012/08	2017-01-18	ASR6	Cloudy	14:16	1-hour TSP	226	ug/m3
TMCLKL	HY/2012/08	2017-01-18	ASR6	Cloudy	15:18	1-hour TSP	158	ug/m3

Project	Works	Date	Station	Weather	Start time	Parameters	Results	units
TMCLKL	HY/2012/08	2017-01-21	AQMS1	Sunny	09:37	1-hour TSP	154	ug/m3
TMCLKL	HY/2012/08	2017-01-21	AQMS1	Sunny	10:39	1-hour TSP	135	ug/m3
TMCLKL	HY/2012/08	2017-01-21	AQMS1	Sunny	11:41	1-hour TSP	97	ug/m3
TMCLKL	HY/2012/08	2017-01-21	ASR1	Sunny	09:27	1-hour TSP	61	ug/m3
TMCLKL	HY/2012/08	2017-01-21	ASR1	Sunny	10:29	1-hour TSP	80	ug/m3
TMCLKL	HY/2012/08	2017-01-21	ASR1	Sunny	11:31	1-hour TSP	86	ug/m3
TMCLKL	HY/2012/08	2017-01-21	ASR10	Sunny	08:55	1-hour TSP	86	ug/m3
TMCLKL	HY/2012/08	2017-01-21	ASR10	Sunny	09:57	1-hour TSP	126	ug/m3
TMCLKL	HY/2012/08	2017-01-21	ASR10	Sunny	10:59	1-hour TSP	70	ug/m3
TMCLKL	HY/2012/08	2017-01-21	ASR5	Sunny	09:16	1-hour TSP	186	ug/m3
TMCLKL	HY/2012/08	2017-01-21	ASR5	Sunny	10:18	1-hour TSP	181	ug/m3
TMCLKL	HY/2012/08	2017-01-21	ASR5	Sunny	11:20	1-hour TSP	194	ug/m3
TMCLKL	HY/2012/08	2017-01-21	ASR6	Sunny	09:05	1-hour TSP	227	ug/m3
TMCLKL	HY/2012/08	2017-01-21	ASR6	Sunny	10:07	1-hour TSP	281	ug/m3
TMCLKL	HY/2012/08	2017-01-21	ASR6	Sunny	11:09	1-hour TSP	163	ug/m3
TMCLKL	HY/2012/08	2017-01-24	AQMS1	Sunny	14:15	1-hour TSP	96	ug/m3
TMCLKL	HY/2012/08	2017-01-24	AQMS1	Sunny	15:17	1-hour TSP	130	ug/m3
TMCLKL	HY/2012/08	2017-01-24	AQMS1	Sunny	16:19	1-hour TSP	118	ug/m3
TMCLKL	HY/2012/08	2017-01-24	ASR1	Sunny	14:05	1-hour TSP	104	ug/m3
TMCLKL	HY/2012/08	2017-01-24	ASR1	Sunny	15:07	1-hour TSP	126	ug/m3
TMCLKL	HY/2012/08	2017-01-24	ASR1	Sunny	16:09	1-hour TSP	96	ug/m3
TMCLKL	HY/2012/08	2017-01-24	ASR10	Sunny	13:32	1-hour TSP	87	ug/m3
TMCLKL	HY/2012/08	2017-01-24	ASR10	Sunny	14:34	1-hour TSP	93	ug/m3
TMCLKL	HY/2012/08	2017-01-24	ASR10	Sunny	15:36	1-hour TSP	106	ug/m3
TMCLKL	HY/2012/08	2017-01-24	ASR5	Sunny	13:54	1-hour TSP	146	ug/m3
TMCLKL	HY/2012/08	2017-01-24	ASR5	Sunny	14:56	1-hour TSP	178	ug/m3
TMCLKL	HY/2012/08	2017-01-24	ASR5	Sunny	15:58	1-hour TSP	226	ug/m3
TMCLKL	HY/2012/08	2017-01-24	ASR6	Sunny	13:43	1-hour TSP	226	ug/m3
TMCLKL	HY/2012/08	2017-01-24	ASR6	Sunny	14:45	1-hour TSP	179	ug/m3
TMCLKL	HY/2012/08	2017-01-24	ASR6	Sunny	15:47	1-hour TSP	153	ug/m3

Project	Works	Date	Station	Weather	Start time	Parameters	Results	units
TMCLKL	HY/2012/08	2017-01-27	AQMS1	Sunny	14:14	1-hour TSP	93	ug/m3
TMCLKL	HY/2012/08	2017-01-27	AQMS1	Sunny	15:16	1-hour TSP	79	ug/m3
TMCLKL	HY/2012/08	2017-01-27	AQMS1	Sunny	16:18	1-hour TSP	75	ug/m3
TMCLKL	HY/2012/08	2017-01-27	ASR1	Sunny	14:03	1-hour TSP	50	ug/m3
TMCLKL	HY/2012/08	2017-01-27	ASR1	Sunny	15:05	1-hour TSP	85	ug/m3
TMCLKL	HY/2012/08	2017-01-27	ASR1	Sunny	16:07	1-hour TSP	103	ug/m3
TMCLKL	HY/2012/08	2017-01-27	ASR10	Sunny	13:30	1-hour TSP	78	ug/m3
TMCLKL	HY/2012/08	2017-01-27	ASR10	Sunny	14:32	1-hour TSP	48	ug/m3
TMCLKL	HY/2012/08	2017-01-27	ASR10	Sunny	15:34	1-hour TSP	75	ug/m3
TMCLKL	HY/2012/08	2017-01-27	ASR5	Sunny	13:52	1-hour TSP	122	ug/m3
TMCLKL	HY/2012/08	2017-01-27	ASR5	Sunny	14:54	1-hour TSP	98	ug/m3
TMCLKL	HY/2012/08	2017-01-27	ASR5	Sunny	15:56	1-hour TSP	86	ug/m3
TMCLKL	HY/2012/08	2017-01-27	ASR6	Sunny	13:40	1-hour TSP	105	ug/m3
TMCLKL	HY/2012/08	2017-01-27	ASR6	Sunny	14:42	1-hour TSP	100	ug/m3
TMCLKL	HY/2012/08	2017-01-27	ASR6	Sunny	15:44	1-hour TSP	99	ug/m3
TMCLKL	HY/2012/08	2017-01-30	AQMS1	Cloudy	09:33	1-hour TSP	99	ug/m3
TMCLKL	HY/2012/08	2017-01-30	AQMS1	Cloudy	10:35	1-hour TSP	132	ug/m3
TMCLKL	HY/2012/08	2017-01-30	AQMS1	Cloudy	11:37	1-hour TSP	129	ug/m3
TMCLKL	HY/2012/08	2017-01-30	ASR1	Cloudy	09:22	1-hour TSP	139	ug/m3
TMCLKL	HY/2012/08	2017-01-30	ASR1	Cloudy	10:24	1-hour TSP	177	ug/m3
TMCLKL	HY/2012/08	2017-01-30	ASR1	Cloudy	11:26	1-hour TSP	138	ug/m3
TMCLKL	HY/2012/08	2017-01-30	ASR10	Cloudy	08:50	1-hour TSP	104	ug/m3
TMCLKL	HY/2012/08	2017-01-30	ASR10	Cloudy	09:52	1-hour TSP	72	ug/m3
TMCLKL	HY/2012/08	2017-01-30	ASR10	Cloudy	10:54	1-hour TSP	96	ug/m3
TMCLKL	HY/2012/08	2017-01-30	ASR5	Cloudy	09:10	1-hour TSP	198	ug/m3
TMCLKL	HY/2012/08	2017-01-30	ASR5	Cloudy	10:12	1-hour TSP	189	ug/m3
TMCLKL	HY/2012/08	2017-01-30	ASR5	Cloudy	11:14	1-hour TSP	138	ug/m3
TMCLKL	HY/2012/08	2017-01-30	ASR6	Cloudy	09:00	1-hour TSP	174	ug/m3
TMCLKL	HY/2012/08	2017-01-30	ASR6	Cloudy	10:02	1-hour TSP	157	ug/m3
TMCLKL	HY/2012/08	2017-01-30	ASR6	Cloudy	11:04	1-hour TSP	178	ug/m3

Project	Works	Date	Station	Weather	Start time	Parameters	Results	units
TMCLKL	HY/2012/08	2017-01-03	AQMS1	Sunny	16:23	24-hour TSP	74	ug/m3
TMCLKL	HY/2012/08	2017-01-03	ASR1	Sunny	16:12	24-hour TSP	63	ug/m3
TMCLKL	HY/2012/08	2017-01-03	ASR10	Sunny	15:39	24-hour TSP	67	ug/m3
TMCLKL	HY/2012/08	2017-01-03	ASR5	Sunny	16:01	24-hour TSP	74	ug/m3
TMCLKL	HY/2012/08	2017-01-03	ASR6	Sunny	15:50	24-hour TSP	70	ug/m3
TMCLKL	HY/2012/08	2017-01-06	AQMS1	Sunny	13:01	24-hour TSP	87	ug/m3
TMCLKL	HY/2012/08	2017-01-06	ASR1	Sunny	12:50	24-hour TSP	74	ug/m3
TMCLKL	HY/2012/08	2017-01-06	ASR10	Sunny	12:18	24-hour TSP	85	ug/m3
TMCLKL	HY/2012/08	2017-01-06	ASR5	Sunny	12:39	24-hour TSP	92	ug/m3
TMCLKL	HY/2012/08	2017-01-06	ASR6	Sunny	12:28	24-hour TSP	92	ug/m3
TMCLKL	HY/2012/08	2017-01-09	AQMS1	Sunny	16:10	24-hour TSP	90	ug/m3
TMCLKL	HY/2012/08	2017-01-09	ASR1	Sunny	15:59	24-hour TSP	66	ug/m3
TMCLKL	HY/2012/08	2017-01-09	ASR10	Sunny	15:28	24-hour TSP	71	ug/m3
TMCLKL	HY/2012/08	2017-01-09	ASR5	Sunny	15:49	24-hour TSP	93	ug/m3
TMCLKL	HY/2012/08	2017-01-09	ASR6	Sunny	15:38	24-hour TSP	82	ug/m3
TMCLKL	HY/2012/08	2017-01-12	AQMS1	Cloudy	16:36	24-hour TSP	68	ug/m3
TMCLKL	HY/2012/08	2017-01-12	ASR1	Cloudy	16:25	24-hour TSP	76	ug/m3
TMCLKL	HY/2012/08	2017-01-12	ASR10	Cloudy	15:53	24-hour TSP	68	ug/m3
TMCLKL	HY/2012/08	2017-01-12	ASR5	Cloudy	16:14	24-hour TSP	97	ug/m3
TMCLKL	HY/2012/08	2017-01-12	ASR6	Cloudy	16:04	24-hour TSP	110	ug/m3
TMCLKL	HY/2012/08	2017-01-15	AQMS1	Cloudy	12:59	24-hour TSP	49	ug/m3
TMCLKL	HY/2012/08	2017-01-15	ASR1	Cloudy	12:48	24-hour TSP	84	ug/m3
TMCLKL	HY/2012/08	2017-01-15	ASR10	Cloudy	12:16	24-hour TSP	54	ug/m3
TMCLKL	HY/2012/08	2017-01-15	ASR5	Cloudy	12:37	24-hour TSP	102	ug/m3
TMCLKL	HY/2012/08	2017-01-15	ASR6	Cloudy	12:26	24-hour TSP	76	ug/m3
TMCLKL	HY/2012/08	2017-01-18	AQMS1	Cloudy	16:41	24-hour TSP	65	ug/m3
TMCLKL	HY/2012/08	2017-01-18	ASR1	Cloudy	16:31	24-hour TSP	76	ug/m3
TMCLKL	HY/2012/08	2017-01-18	ASR10	Cloudy	16:09	24-hour TSP	69	ug/m3
TMCLKL	HY/2012/08	2017-01-18	ASR5	Cloudy	16:30	24-hour TSP	100	ug/m3
TMCLKL	HY/2012/08	2017-01-18	ASR6	Cloudy	16:20	24-hour TSP	91	ug/m3

Project	Works	Date	Station	Weather	Start time	Parameters	Results	units
TMCLKL	HY/2012/08	2017-01-21	AQMS1	Sunny	12:43	24-hour TSP	77	ug/m3
TMCLKL	HY/2012/08	2017-01-21	ASR1	Sunny	12:33	24-hour TSP	65	ug/m3
TMCLKL	HY/2012/08	2017-01-21	ASR10	Sunny	12:01	24-hour TSP	80	ug/m3
TMCLKL	HY/2012/08	2017-01-21	ASR5	Sunny	12:22	24-hour TSP	106	ug/m3
TMCLKL	HY/2012/08	2017-01-21	ASR6	Sunny	12:11	24-hour TSP	97	ug/m3
TMCLKL	HY/2012/08	2017-01-24	AQMS1	Sunny	17:21	24-hour TSP	52	ug/m3
TMCLKL	HY/2012/08	2017-01-24	ASR1	Sunny	17:11	24-hour TSP	66	ug/m3
TMCLKL	HY/2012/08	2017-01-24	ASR10	Sunny	16:38	24-hour TSP	64	ug/m3
TMCLKL	HY/2012/08	2017-01-24	ASR5	Sunny	17:00	24-hour TSP	64	ug/m3
TMCLKL	HY/2012/08	2017-01-24	ASR6	Sunny	16:49	24-hour TSP	67	ug/m3
TMCLKL	HY/2012/08	2017-01-27	AQMS1	Sunny	17:20	24-hour TSP	50	ug/m3
TMCLKL	HY/2012/08	2017-01-27	ASR1	Sunny	17:09	24-hour TSP	67	ug/m3
TMCLKL	HY/2012/08	2017-01-27	ASR10	Sunny	16:36	24-hour TSP	58	ug/m3
TMCLKL	HY/2012/08	2017-01-27	ASR5	Sunny	16:58	24-hour TSP	62	ug/m3
TMCLKL	HY/2012/08	2017-01-27	ASR6	Sunny	16:46	24-hour TSP	62	ug/m3
TMCLKL	HY/2012/08	2017-01-30	AQMS1	Cloudy	12:39	24-hour TSP	68	ug/m3
TMCLKL	HY/2012/08	2017-01-30	ASR1	Cloudy	12:28	24-hour TSP	106	ug/m3
TMCLKL	HY/2012/08	2017-01-30	ASR10	Cloudy	11:56	24-hour TSP	58	ug/m3
TMCLKL	HY/2012/08	2017-01-30	ASR5	Cloudy	12:16	24-hour TSP	89	ug/m3
TMCLKL	HY/2012/08	2017-01-30	ASR6	Cloudy	12:06	24-hour TSP	68	ug/m3