

Figure G.1 Impact Monitoring – 1-hour Total Suspended Particulates ( $\mu\text{g}/\text{m}^3$ ) at AQMS1 between 1 December 2016 and 31 March 2017 during impact monitoring period. The weather conditions during the monitoring period varied from sunny to cloudy. Major land-based construction activities included: Jet Grouting, CSM Ground Treatment and Diaphragm Wall Construction (1/12/2016 – 31/3/2017) and Box Culvert Extension (1/12/2016 – 31/3/2017). Ref: 0212330\_Impact AQM graphs\_March 2017\_REV a.xlsx



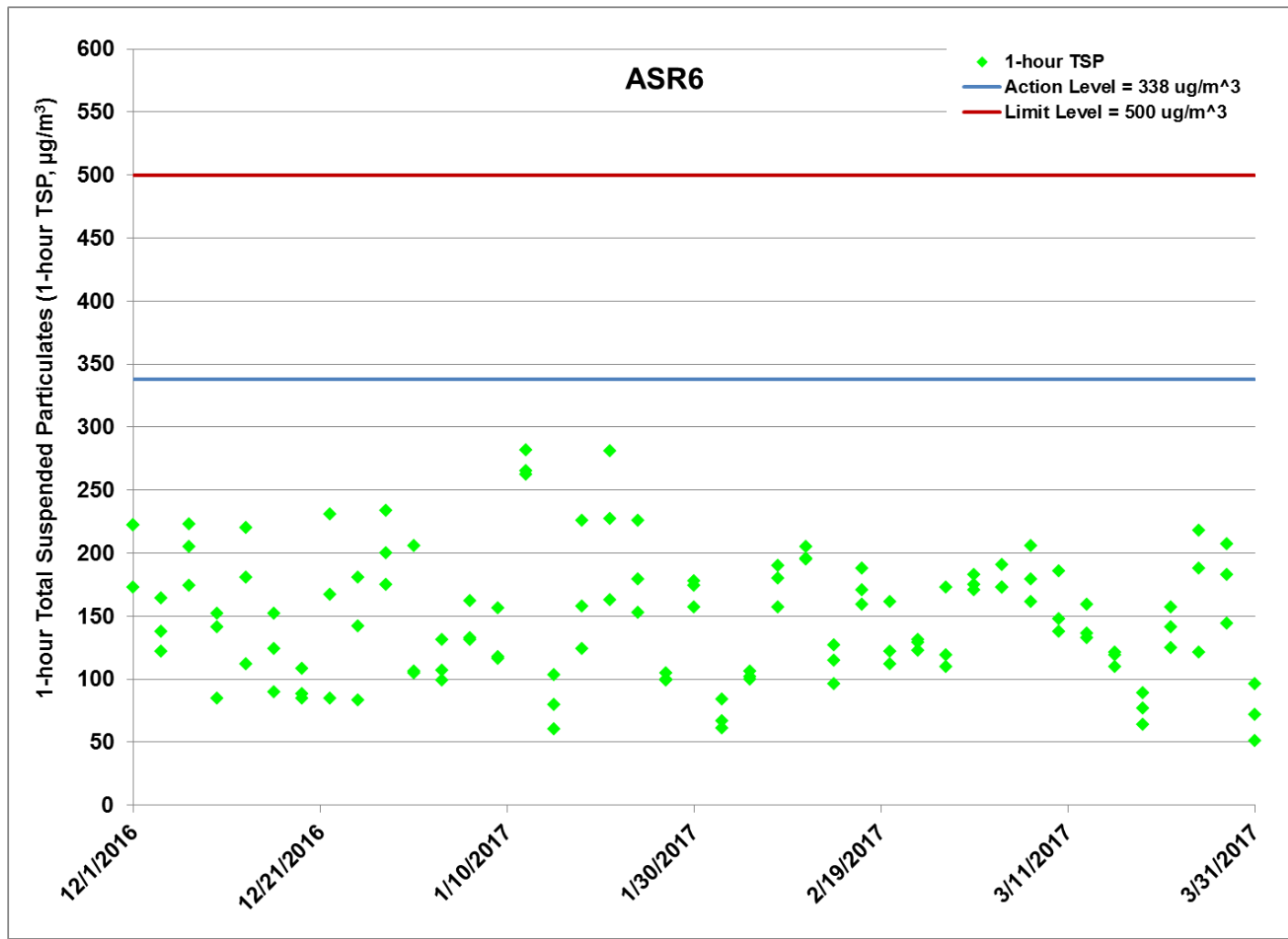


Figure G.2 Impact Monitoring - 1-hour Total Suspended Particulates ( $\mu\text{g}/\text{m}^3$ ) at ASR6 between 1 December 2016 and 31 March 2017 during impact monitoring period. The weather conditions during the monitoring period varied from sunny to cloudy. Major land-based construction activities included: Jet Grouting, CSM Ground Treatment and Diaphragm Wall Construction (1/12/2016 - 31/3/2017) and Box Culvert Extension (1/12/2016 - 31/3/2017). Ref: 0212330\_Impact AQM graphs\_March 2017\_REV a.xlsx



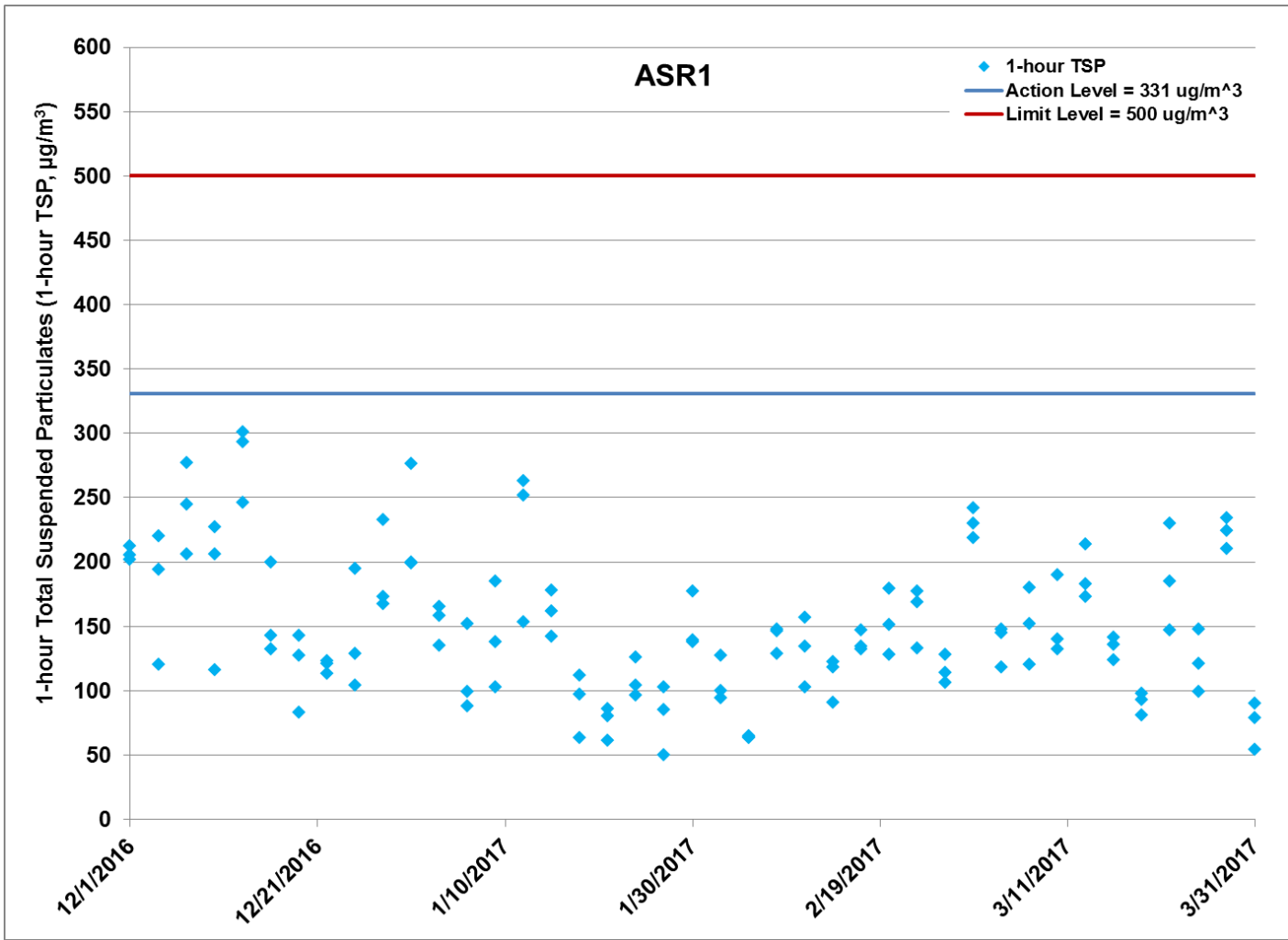


Figure G.3 Impact Monitoring - 1-hour Total Suspended Particulates ( $\mu\text{g}/\text{m}^3$ ) at ASR1 between 1 December 2016 and 31 March 2017 during impact monitoring period. The weather conditions during the monitoring period varied from sunny to cloudy. Major land-based construction activities included: Jet Grouting, CSM Ground Treatment and Diaphragm Wall Construction (1/12/2016 - 31/3/2017) and Box Culvert Extension (1/12/2016 - 31/3/2017). Ref: 0212330\_Impact AQM graphs\_March 2017\_REV a.xlsx



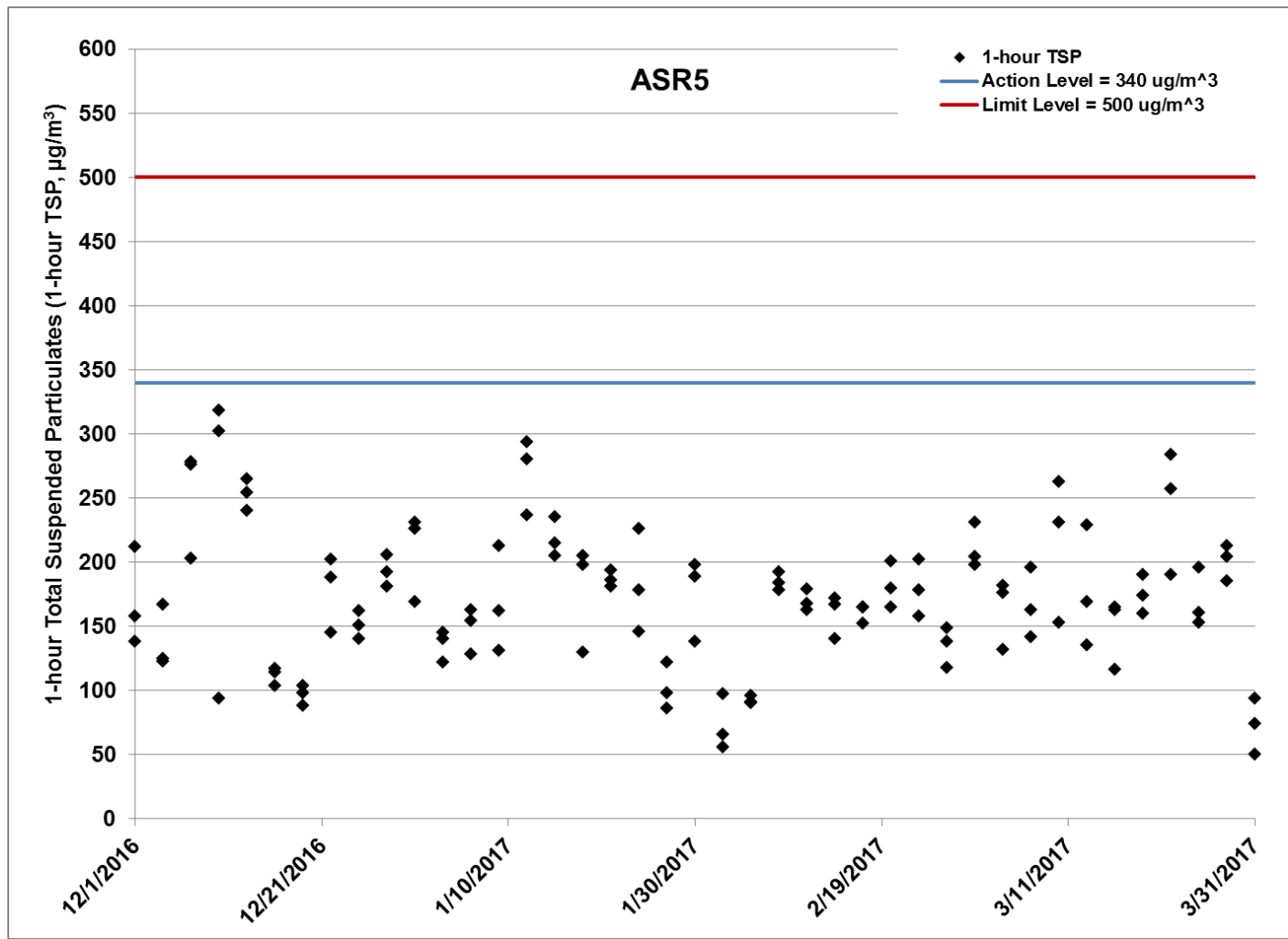


Figure G.4 Impact Monitoring - 1-hour Total Suspended Particulates ( $\mu\text{g}/\text{m}^3$ ) at ASR5 between 1 December 2016 and 31 March 2017 during impact monitoring period. The weather conditions during the monitoring period varied from sunny to cloudy. Major land-based construction activities included: Jet Grouting, CSM Ground Treatment and Diaphragm Wall Construction (1/12/2016 - 31/3/2017) and Box Culvert Extension (1/12/2016 - 31/3/2017). Ref: 0212330\_Impact AQM graphs\_March 2017\_REV a.xlsx



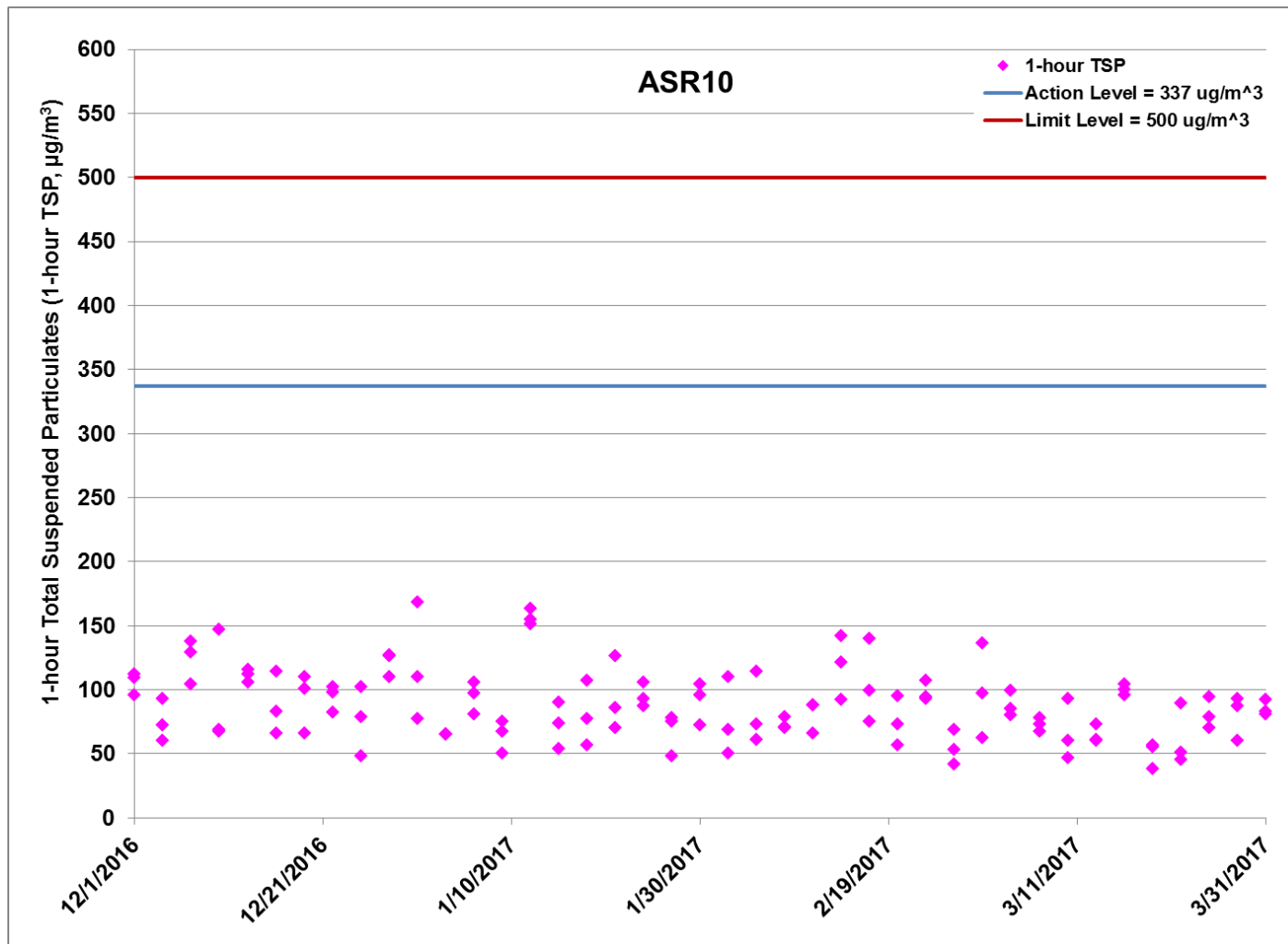


Figure G.5 Impact Monitoring - 1-hour Total Suspended Particulates ( $\mu\text{g}/\text{m}^3$ ) at ASR10 between 1 December 2016 and 31 March 2017 during impact monitoring period. The weather conditions during the monitoring period varied from sunny to cloudy. Major land-based construction activities included: Jet Grouting, CSM Ground Treatment and Diaphragm Wall Construction (1/12/2016 - 31/3/2017) and Box Culvert Extension (1/12/2016 - 31/3/2017). Ref: 0212330\_Impact AQM graphs\_March 2017\_REV a.xlsx



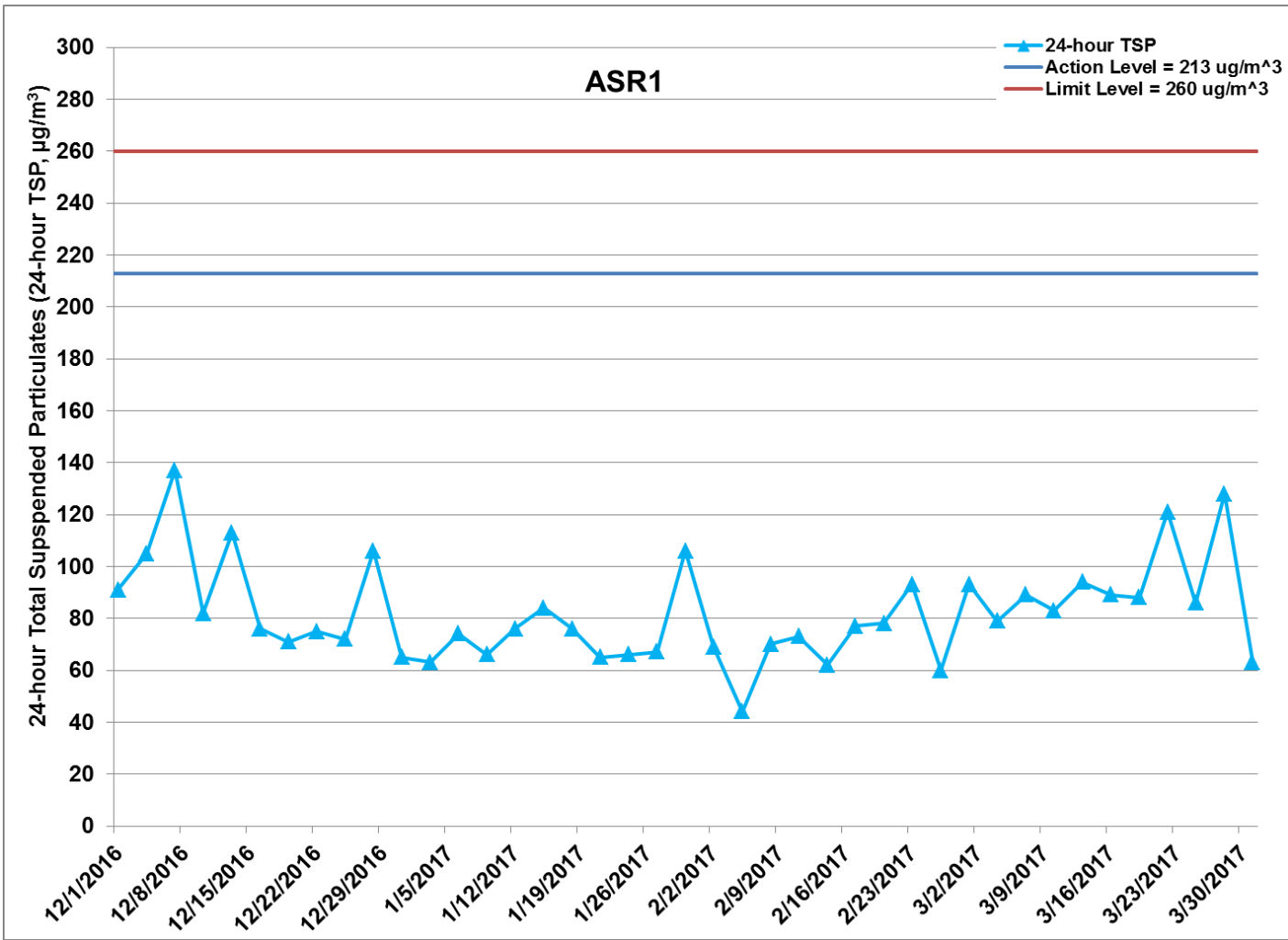


Figure G.6 Impact Monitoring - 24-hour Total Suspended Particulates ( $\mu\text{g}/\text{m}^3$ ) at ASR1 between 1 December 2016 and 31 March 2017 during impact monitoring period. The weather conditions during the monitoring period varied from sunny to cloudy. Major land-based construction activities included: Jet Grouting, CSM Ground Treatment and Diaphragm Wall Construction (1/12/2016 - 31/3/2017) and Box Culvert Extension (1/12/2016 - 31/3/2017). Ref: 0212330\_Impact AQM graphs\_March 2017\_REV a.xlsx



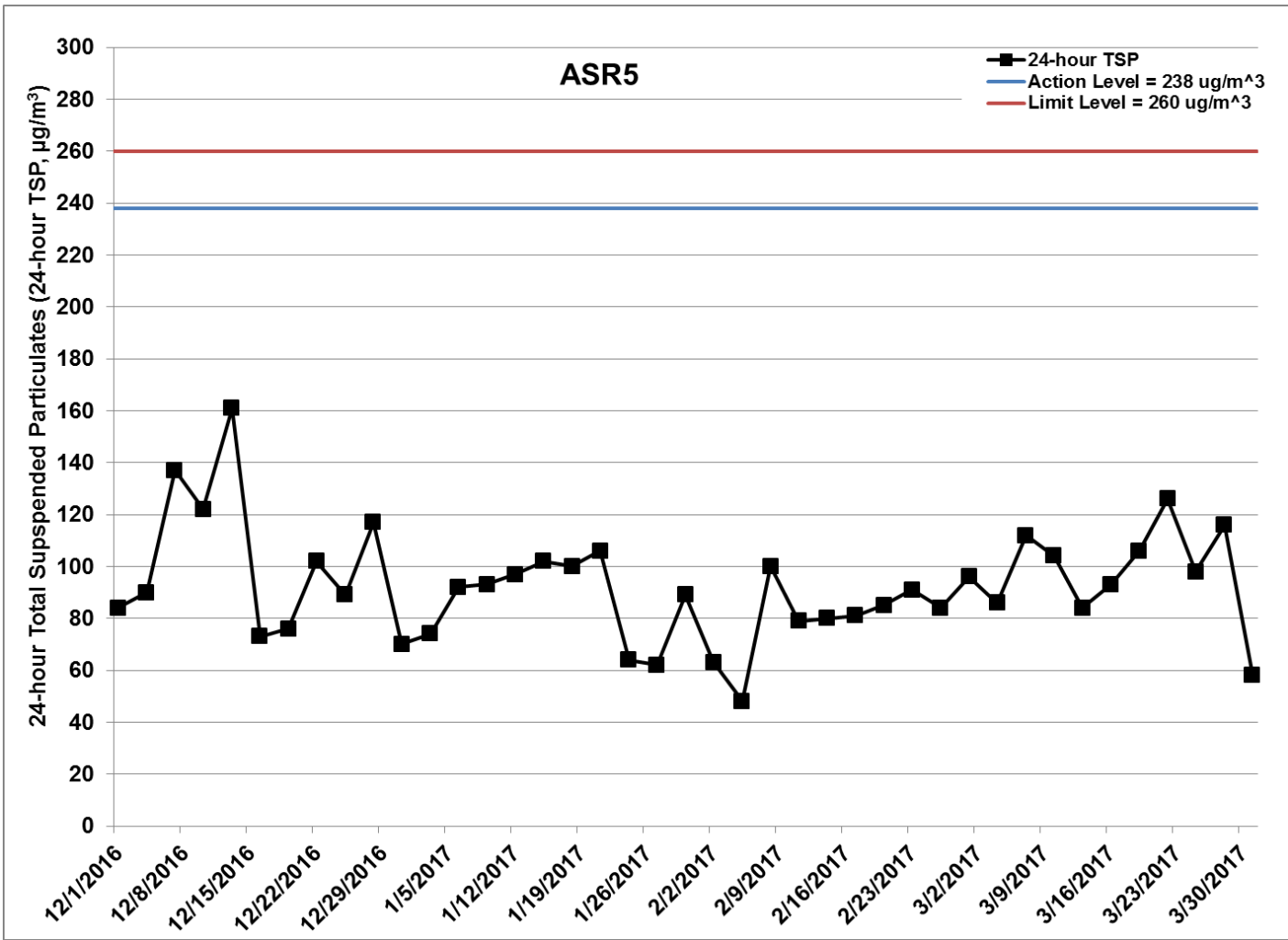


Figure G.7 Impact Monitoring - 24-hour Total Suspended Particulates ( $\mu\text{g}/\text{m}^3$ ) at ASR5 between 1 December 2016 and 31 March 2017 during impact monitoring period. The weather conditions during the monitoring period varied from sunny to cloudy. Major land-based construction activities included: Jet Grouting, CSM Ground Treatment and Diaphragm Wall Construction (1/12/2016 - 31/3/2017) and Box Culvert Extension (1/12/2016 - 31/3/2017). Ref: 0212330\_Impact AQM graphs\_March 2017\_REV a.xlsx



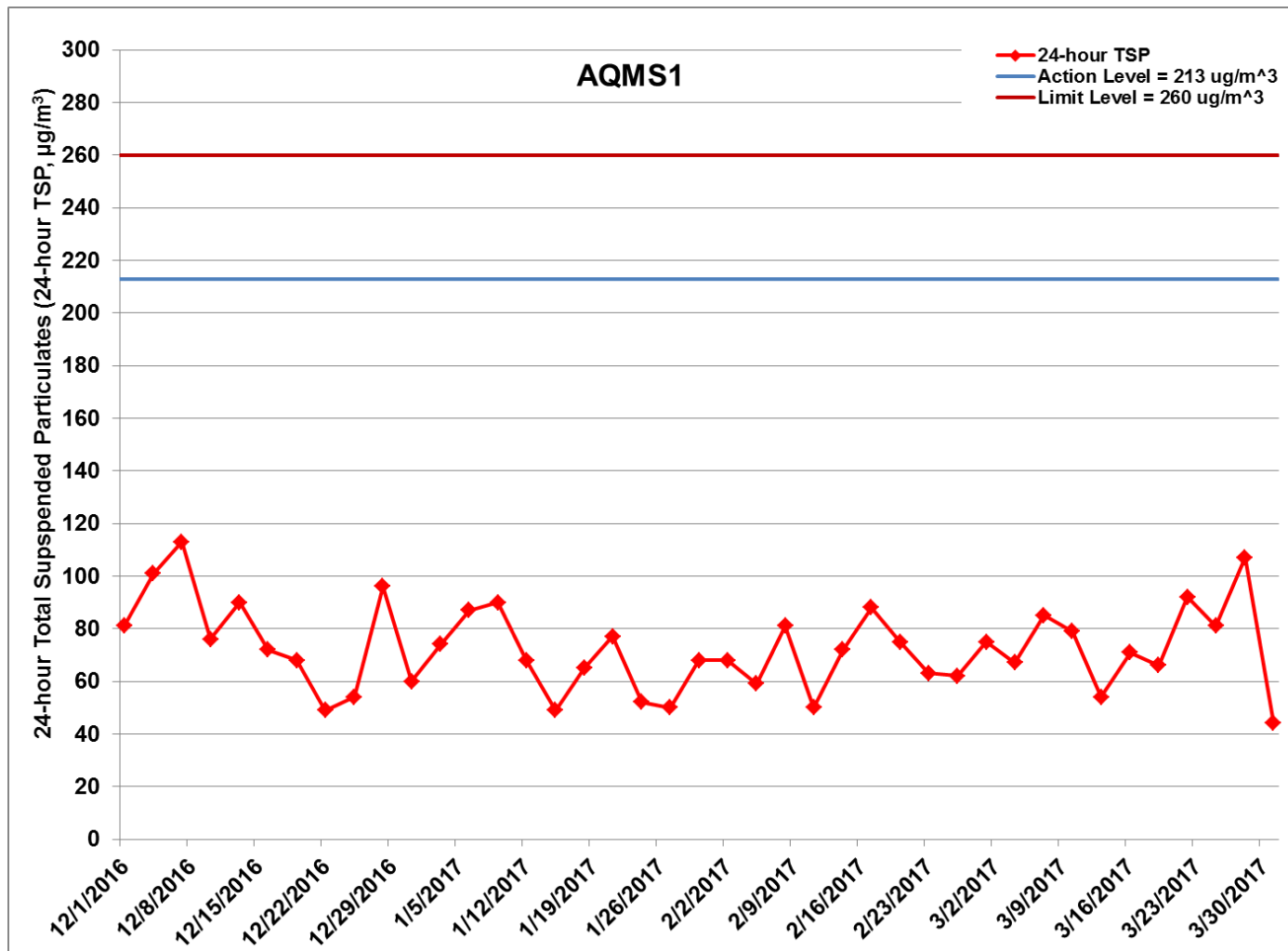


Figure G.8 Impact Monitoring - 24-hour Total Suspended Particulates ( $\mu\text{g}/\text{m}^3$ ) at AQMS1 between 1 December 2016 and 31 March 2017 during impact monitoring period. The weather conditions during the monitoring period varied from sunny to cloudy. Major land-based construction activities included: Jet Grouting, CSM Ground Treatment and Diaphragm Wall Construction (1/12/2016 - 31/3/2017) and Box Culvert Extension (1/12/2016 - 31/3/2017). Ref: 0212330\_Impact AQM graphs\_March 2017\_REV a.xlsx





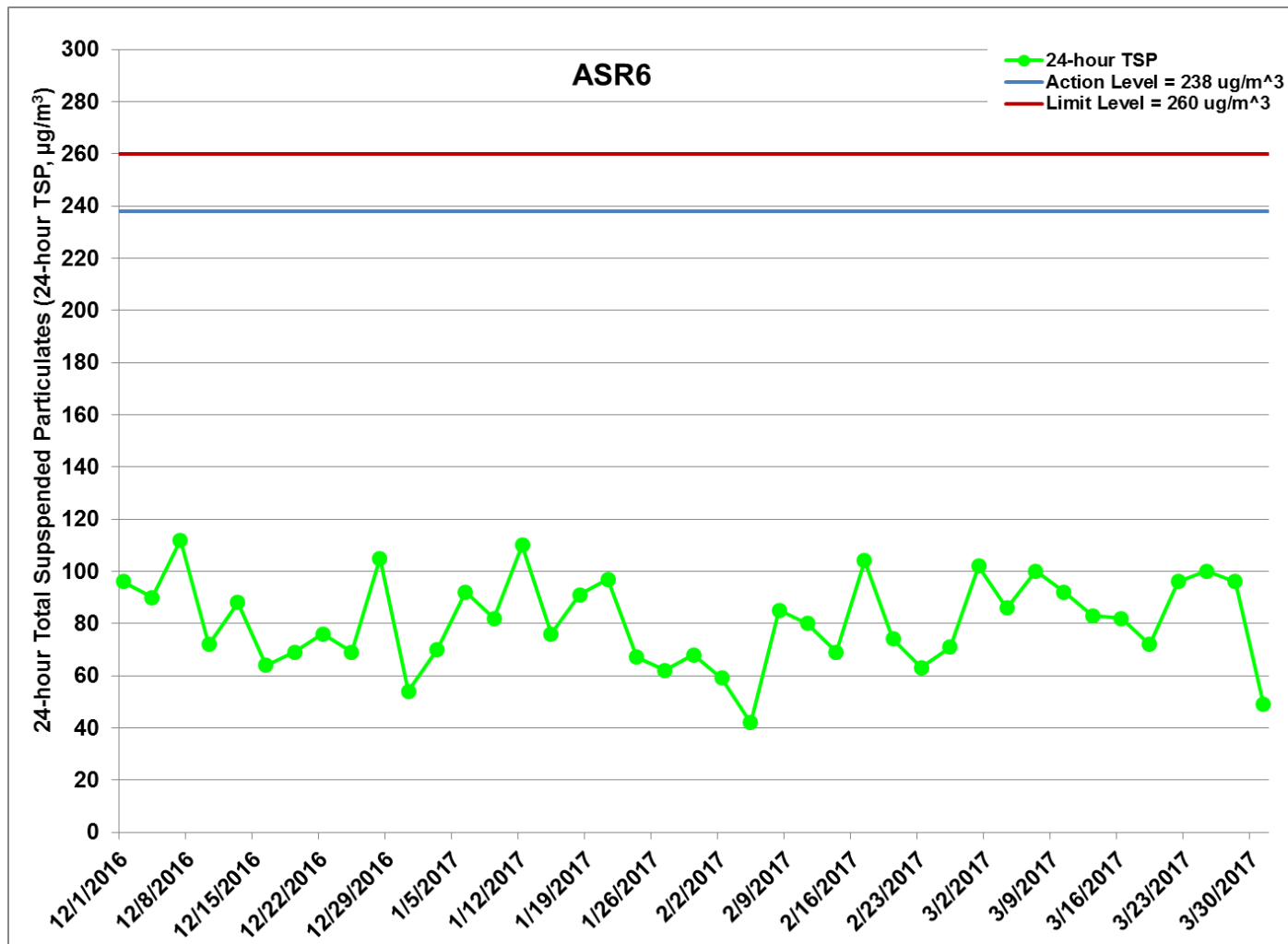


Figure G.9 Impact Monitoring - 24-hour Total Suspended Particulates ( $\mu\text{g}/\text{m}^3$ ) at ASR6 between 1 December 2016 and 31 March 2017 during impact monitoring period. The weather conditions during the monitoring period varied from sunny to cloudy. Major land-based construction activities included: Jet Grouting, CSM Ground Treatment and Diaphragm Wall Construction (1/12/2016 - 31/3/2017) and Box Culvert Extension (1/12/2016 - 31/3/2017). Ref: 0212330\_Impact AQM graphs\_March 2017\_REV a.xlsx



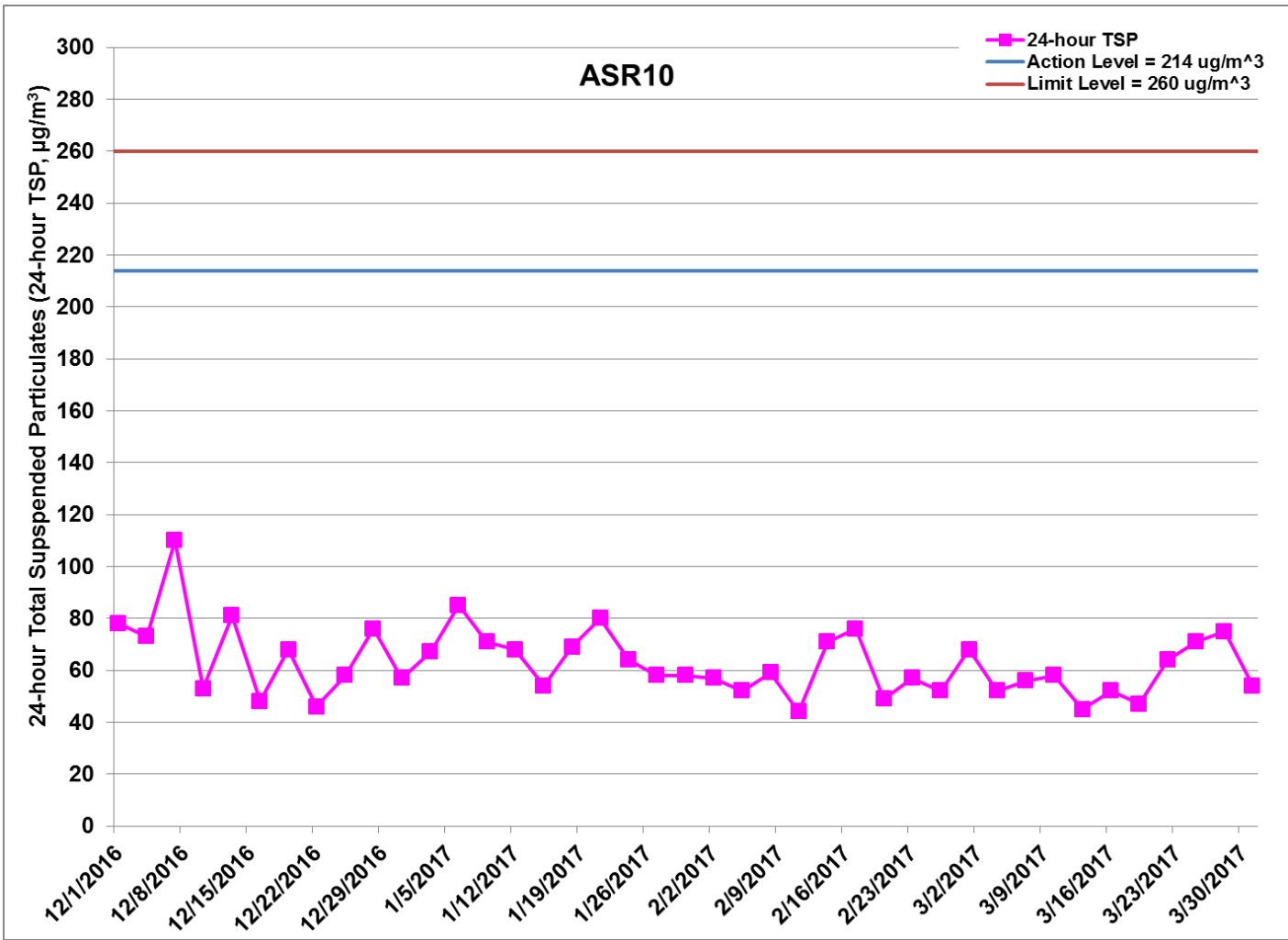


Figure G.10 Impact Monitoring - 24-hour Total Suspended Particulates ( $\mu\text{g}/\text{m}^3$ ) at ASR10 between 1 December 2016 and 31 March 2017 during impact monitoring period. The weather conditions during the monitoring period varied from sunny to cloudy. Major land-based construction activities included: Jet Grouting, CSM Ground Treatment and Diaphragm Wall Construction (1/12/2016 - 31/3/2017) and Box Culvert Extension (1/12/2016 - 31/3/2017). Ref: 0212330\_Impact AQM graphs\_March 2017\_REV a.xlsx



Project	Works	Date	Station	Weather	Start time	Parameters	Results	units
TMCLKL	HY/2012/08	2017-03-01	AQMS1	Sunny	13:55	1-hour TSP	110	ug/m3
TMCLKL	HY/2012/08	2017-03-01	AQMS1	Sunny	14:57	1-hour TSP	217	ug/m3
TMCLKL	HY/2012/08	2017-03-01	AQMS1	Sunny	15:59	1-hour TSP	126	ug/m3
TMCLKL	HY/2012/08	2017-03-01	ASR1	Sunny	13:44	1-hour TSP	219	ug/m3
TMCLKL	HY/2012/08	2017-03-01	ASR1	Sunny	14:46	1-hour TSP	230	ug/m3
TMCLKL	HY/2012/08	2017-03-01	ASR1	Sunny	15:48	1-hour TSP	242	ug/m3
TMCLKL	HY/2012/08	2017-03-01	ASR10	Sunny	13:13	1-hour TSP	62	ug/m3
TMCLKL	HY/2012/08	2017-03-01	ASR10	Sunny	14:15	1-hour TSP	97	ug/m3
TMCLKL	HY/2012/08	2017-03-01	ASR10	Sunny	15:17	1-hour TSP	136	ug/m3
TMCLKL	HY/2012/08	2017-03-01	ASR5	Sunny	13:33	1-hour TSP	198	ug/m3
TMCLKL	HY/2012/08	2017-03-01	ASR5	Sunny	14:35	1-hour TSP	204	ug/m3
TMCLKL	HY/2012/08	2017-03-01	ASR5	Sunny	15:37	1-hour TSP	231	ug/m3
TMCLKL	HY/2012/08	2017-03-01	ASR6	Sunny	13:23	1-hour TSP	175	ug/m3
TMCLKL	HY/2012/08	2017-03-01	ASR6	Sunny	14:25	1-hour TSP	183	ug/m3
TMCLKL	HY/2012/08	2017-03-01	ASR6	Sunny	15:27	1-hour TSP	171	ug/m3
TMCLKL	HY/2012/08	2017-03-04	AQMS1	Sunny	09:16	1-hour TSP	158	ug/m3
TMCLKL	HY/2012/08	2017-03-04	AQMS1	Sunny	10:18	1-hour TSP	179	ug/m3
TMCLKL	HY/2012/08	2017-03-04	AQMS1	Sunny	11:20	1-hour TSP	156	ug/m3
TMCLKL	HY/2012/08	2017-03-04	ASR1	Sunny	09:05	1-hour TSP	145	ug/m3
TMCLKL	HY/2012/08	2017-03-04	ASR1	Sunny	10:07	1-hour TSP	148	ug/m3
TMCLKL	HY/2012/08	2017-03-04	ASR1	Sunny	11:09	1-hour TSP	118	ug/m3
TMCLKL	HY/2012/08	2017-03-04	ASR10	Sunny	08:33	1-hour TSP	85	ug/m3
TMCLKL	HY/2012/08	2017-03-04	ASR10	Sunny	09:35	1-hour TSP	80	ug/m3
TMCLKL	HY/2012/08	2017-03-04	ASR10	Sunny	10:37	1-hour TSP	99	ug/m3
TMCLKL	HY/2012/08	2017-03-04	ASR5	Sunny	08:54	1-hour TSP	182	ug/m3
TMCLKL	HY/2012/08	2017-03-04	ASR5	Sunny	09:56	1-hour TSP	132	ug/m3
TMCLKL	HY/2012/08	2017-03-04	ASR5	Sunny	10:58	1-hour TSP	176	ug/m3
TMCLKL	HY/2012/08	2017-03-04	ASR6	Sunny	08:43	1-hour TSP	173	ug/m3
TMCLKL	HY/2012/08	2017-03-04	ASR6	Sunny	09:45	1-hour TSP	191	ug/m3
TMCLKL	HY/2012/08	2017-03-04	ASR6	Sunny	10:47	1-hour TSP	173	ug/m3

Project	Works	Date	Station	Weather	Start time	Parameters	Results	units
TMCLKL	HY/2012/08	2017-03-07	AQMS1	Cloudy	13:51	1-hour TSP	147	ug/m3
TMCLKL	HY/2012/08	2017-03-07	AQMS1	Cloudy	14:53	1-hour TSP	125	ug/m3
TMCLKL	HY/2012/08	2017-03-07	AQMS1	Cloudy	15:55	1-hour TSP	99	ug/m3
TMCLKL	HY/2012/08	2017-03-07	ASR1	Cloudy	13:40	1-hour TSP	120	ug/m3
TMCLKL	HY/2012/08	2017-03-07	ASR1	Cloudy	14:42	1-hour TSP	152	ug/m3
TMCLKL	HY/2012/08	2017-03-07	ASR1	Cloudy	15:44	1-hour TSP	180	ug/m3
TMCLKL	HY/2012/08	2017-03-07	ASR10	Cloudy	13:08	1-hour TSP	73	ug/m3
TMCLKL	HY/2012/08	2017-03-07	ASR10	Cloudy	14:10	1-hour TSP	78	ug/m3
TMCLKL	HY/2012/08	2017-03-07	ASR10	Cloudy	15:12	1-hour TSP	67	ug/m3
TMCLKL	HY/2012/08	2017-03-07	ASR5	Cloudy	13:29	1-hour TSP	196	ug/m3
TMCLKL	HY/2012/08	2017-03-07	ASR5	Cloudy	14:31	1-hour TSP	142	ug/m3
TMCLKL	HY/2012/08	2017-03-07	ASR5	Cloudy	15:33	1-hour TSP	163	ug/m3
TMCLKL	HY/2012/08	2017-03-07	ASR6	Cloudy	13:19	1-hour TSP	206	ug/m3
TMCLKL	HY/2012/08	2017-03-07	ASR6	Cloudy	14:21	1-hour TSP	161	ug/m3
TMCLKL	HY/2012/08	2017-03-07	ASR6	Cloudy	15:23	1-hour TSP	179	ug/m3
TMCLKL	HY/2012/08	2017-03-10	AQMS1	Cloudy	13:24	1-hour TSP	79	ug/m3
TMCLKL	HY/2012/08	2017-03-10	AQMS1	Cloudy	14:26	1-hour TSP	88	ug/m3
TMCLKL	HY/2012/08	2017-03-10	AQMS1	Cloudy	15:28	1-hour TSP	119	ug/m3
TMCLKL	HY/2012/08	2017-03-10	ASR1	Cloudy	13:14	1-hour TSP	190	ug/m3
TMCLKL	HY/2012/08	2017-03-10	ASR1	Cloudy	14:16	1-hour TSP	140	ug/m3
TMCLKL	HY/2012/08	2017-03-10	ASR1	Cloudy	15:18	1-hour TSP	132	ug/m3
TMCLKL	HY/2012/08	2017-03-10	ASR10	Cloudy	12:41	1-hour TSP	47	ug/m3
TMCLKL	HY/2012/08	2017-03-10	ASR10	Cloudy	13:43	1-hour TSP	60	ug/m3
TMCLKL	HY/2012/08	2017-03-10	ASR10	Cloudy	14:45	1-hour TSP	93	ug/m3
TMCLKL	HY/2012/08	2017-03-10	ASR5	Cloudy	13:03	1-hour TSP	231	ug/m3
TMCLKL	HY/2012/08	2017-03-10	ASR5	Cloudy	14:05	1-hour TSP	263	ug/m3
TMCLKL	HY/2012/08	2017-03-10	ASR5	Cloudy	15:07	1-hour TSP	153	ug/m3
TMCLKL	HY/2012/08	2017-03-10	ASR6	Cloudy	12:32	1-hour TSP	138	ug/m3
TMCLKL	HY/2012/08	2017-03-10	ASR6	Cloudy	13:54	1-hour TSP	148	ug/m3
TMCLKL	HY/2012/08	2017-03-10	ASR6	Cloudy	14:56	1-hour TSP	186	ug/m3

Project	Works	Date	Station	Weather	Start time	Parameters	Results	units
TMCLKL	HY/2012/08	2017-03-13	AQMS1	Sunny	13:35	1-hour TSP	74	ug/m3
TMCLKL	HY/2012/08	2017-03-13	AQMS1	Sunny	14:37	1-hour TSP	121	ug/m3
TMCLKL	HY/2012/08	2017-03-13	AQMS1	Sunny	15:39	1-hour TSP	144	ug/m3
TMCLKL	HY/2012/08	2017-03-13	ASR1	Sunny	13:25	1-hour TSP	214	ug/m3
TMCLKL	HY/2012/08	2017-03-13	ASR1	Sunny	14:27	1-hour TSP	173	ug/m3
TMCLKL	HY/2012/08	2017-03-13	ASR1	Sunny	15:29	1-hour TSP	183	ug/m3
TMCLKL	HY/2012/08	2017-03-13	ASR10	Sunny	12:52	1-hour TSP	73	ug/m3
TMCLKL	HY/2012/08	2017-03-13	ASR10	Sunny	13:54	1-hour TSP	60	ug/m3
TMCLKL	HY/2012/08	2017-03-13	ASR10	Sunny	14:56	1-hour TSP	61	ug/m3
TMCLKL	HY/2012/08	2017-03-13	ASR5	Sunny	13:13	1-hour TSP	229	ug/m3
TMCLKL	HY/2012/08	2017-03-13	ASR5	Sunny	14:15	1-hour TSP	169	ug/m3
TMCLKL	HY/2012/08	2017-03-13	ASR5	Sunny	15:17	1-hour TSP	135	ug/m3
TMCLKL	HY/2012/08	2017-03-13	ASR6	Sunny	13:03	1-hour TSP	159	ug/m3
TMCLKL	HY/2012/08	2017-03-13	ASR6	Sunny	14:05	1-hour TSP	133	ug/m3
TMCLKL	HY/2012/08	2017-03-13	ASR6	Sunny	15:07	1-hour TSP	136	ug/m3
TMCLKL	HY/2012/08	2017-03-16	AQMS1	Cloudy	13:18	1-hour TSP	52	ug/m3
TMCLKL	HY/2012/08	2017-03-16	AQMS1	Cloudy	14:20	1-hour TSP	66	ug/m3
TMCLKL	HY/2012/08	2017-03-16	AQMS1	Cloudy	15:22	1-hour TSP	67	ug/m3
TMCLKL	HY/2012/08	2017-03-16	ASR1	Cloudy	13:49	1-hour TSP	136	ug/m3
TMCLKL	HY/2012/08	2017-03-16	ASR1	Cloudy	14:51	1-hour TSP	124	ug/m3
TMCLKL	HY/2012/08	2017-03-16	ASR1	Cloudy	15:53	1-hour TSP	141	ug/m3
TMCLKL	HY/2012/08	2017-03-16	ASR10	Cloudy	14:00	1-hour TSP	96	ug/m3
TMCLKL	HY/2012/08	2017-03-16	ASR10	Cloudy	15:02	1-hour TSP	104	ug/m3
TMCLKL	HY/2012/08	2017-03-16	ASR10	Cloudy	16:04	1-hour TSP	100	ug/m3
TMCLKL	HY/2012/08	2017-03-16	ASR5	Cloudy	13:39	1-hour TSP	165	ug/m3
TMCLKL	HY/2012/08	2017-03-16	ASR5	Cloudy	14:41	1-hour TSP	116	ug/m3
TMCLKL	HY/2012/08	2017-03-16	ASR5	Cloudy	15:43	1-hour TSP	163	ug/m3
TMCLKL	HY/2012/08	2017-03-16	ASR6	Cloudy	13:29	1-hour TSP	110	ug/m3
TMCLKL	HY/2012/08	2017-03-16	ASR6	Cloudy	14:31	1-hour TSP	119	ug/m3
TMCLKL	HY/2012/08	2017-03-16	ASR6	Cloudy	15:33	1-hour TSP	121	ug/m3

Project	Works	Date	Station	Weather	Start time	Parameters	Results	units
TMCLKL	HY/2012/08	2017-03-19	AQMS1	Rainy	09:28	1-hour TSP	75	ug/m3
TMCLKL	HY/2012/08	2017-03-19	AQMS1	Rainy	10:30	1-hour TSP	68	ug/m3
TMCLKL	HY/2012/08	2017-03-19	AQMS1	Rainy	11:32	1-hour TSP	71	ug/m3
TMCLKL	HY/2012/08	2017-03-19	ASR1	Rainy	09:17	1-hour TSP	98	ug/m3
TMCLKL	HY/2012/08	2017-03-19	ASR1	Rainy	10:19	1-hour TSP	81	ug/m3
TMCLKL	HY/2012/08	2017-03-19	ASR1	Rainy	11:21	1-hour TSP	93	ug/m3
TMCLKL	HY/2012/08	2017-03-19	ASR10	Rainy	08:45	1-hour TSP	57	ug/m3
TMCLKL	HY/2012/08	2017-03-19	ASR10	Rainy	09:47	1-hour TSP	38	ug/m3
TMCLKL	HY/2012/08	2017-03-19	ASR10	Rainy	10:49	1-hour TSP	55	ug/m3
TMCLKL	HY/2012/08	2017-03-19	ASR5	Rainy	09:06	1-hour TSP	174	ug/m3
TMCLKL	HY/2012/08	2017-03-19	ASR5	Rainy	10:08	1-hour TSP	160	ug/m3
TMCLKL	HY/2012/08	2017-03-19	ASR5	Rainy	11:10	1-hour TSP	190	ug/m3
TMCLKL	HY/2012/08	2017-03-19	ASR6	Rainy	08:55	1-hour TSP	89	ug/m3
TMCLKL	HY/2012/08	2017-03-19	ASR6	Rainy	09:57	1-hour TSP	77	ug/m3
TMCLKL	HY/2012/08	2017-03-19	ASR6	Rainy	10:59	1-hour TSP	64	ug/m3
TMCLKL	HY/2012/08	2017-03-22	AQMS1	Cloudy	13:35	1-hour TSP	147	ug/m3
TMCLKL	HY/2012/08	2017-03-22	AQMS1	Cloudy	14:37	1-hour TSP	129	ug/m3
TMCLKL	HY/2012/08	2017-03-22	AQMS1	Cloudy	15:39	1-hour TSP	101	ug/m3
TMCLKL	HY/2012/08	2017-03-22	ASR1	Cloudy	13:24	1-hour TSP	147	ug/m3
TMCLKL	HY/2012/08	2017-03-22	ASR1	Cloudy	14:26	1-hour TSP	185	ug/m3
TMCLKL	HY/2012/08	2017-03-22	ASR1	Cloudy	15:28	1-hour TSP	230	ug/m3
TMCLKL	HY/2012/08	2017-03-22	ASR10	Cloudy	12:52	1-hour TSP	51	ug/m3
TMCLKL	HY/2012/08	2017-03-22	ASR10	Cloudy	13:54	1-hour TSP	45	ug/m3
TMCLKL	HY/2012/08	2017-03-22	ASR10	Cloudy	14:56	1-hour TSP	89	ug/m3
TMCLKL	HY/2012/08	2017-03-22	ASR5	Cloudy	13:13	1-hour TSP	284	ug/m3
TMCLKL	HY/2012/08	2017-03-22	ASR5	Cloudy	14:15	1-hour TSP	257	ug/m3
TMCLKL	HY/2012/08	2017-03-22	ASR5	Cloudy	15:17	1-hour TSP	190	ug/m3
TMCLKL	HY/2012/08	2017-03-22	ASR6	Cloudy	13:03	1-hour TSP	125	ug/m3
TMCLKL	HY/2012/08	2017-03-22	ASR6	Cloudy	14:05	1-hour TSP	141	ug/m3
TMCLKL	HY/2012/08	2017-03-22	ASR6	Cloudy	15:07	1-hour TSP	157	ug/m3

Project	Works	Date	Station	Weather	Start time	Parameters	Results	units
TMCLKL	HY/2012/08	2017-03-25	AQMS1	Sunny	08:44	1-hour TSP	146	ug/m3
TMCLKL	HY/2012/08	2017-03-25	AQMS1	Sunny	09:46	1-hour TSP	176	ug/m3
TMCLKL	HY/2012/08	2017-03-25	AQMS1	Sunny	10:48	1-hour TSP	197	ug/m3
TMCLKL	HY/2012/08	2017-03-25	ASR1	Sunny	08:33	1-hour TSP	99	ug/m3
TMCLKL	HY/2012/08	2017-03-25	ASR1	Sunny	09:35	1-hour TSP	121	ug/m3
TMCLKL	HY/2012/08	2017-03-25	ASR1	Sunny	10:37	1-hour TSP	148	ug/m3
TMCLKL	HY/2012/08	2017-03-25	ASR10	Sunny	08:00	1-hour TSP	79	ug/m3
TMCLKL	HY/2012/08	2017-03-25	ASR10	Sunny	09:02	1-hour TSP	70	ug/m3
TMCLKL	HY/2012/08	2017-03-25	ASR10	Sunny	10:04	1-hour TSP	94	ug/m3
TMCLKL	HY/2012/08	2017-03-25	ASR5	Sunny	08:22	1-hour TSP	161	ug/m3
TMCLKL	HY/2012/08	2017-03-25	ASR5	Sunny	09:24	1-hour TSP	196	ug/m3
TMCLKL	HY/2012/08	2017-03-25	ASR5	Sunny	10:26	1-hour TSP	153	ug/m3
TMCLKL	HY/2012/08	2017-03-25	ASR6	Sunny	08:10	1-hour TSP	121	ug/m3
TMCLKL	HY/2012/08	2017-03-25	ASR6	Sunny	09:12	1-hour TSP	218	ug/m3
TMCLKL	HY/2012/08	2017-03-25	ASR6	Sunny	10:14	1-hour TSP	188	ug/m3
TMCLKL	HY/2012/08	2017-03-28	AQMS1	Sunny	14:01	1-hour TSP	154	ug/m3
TMCLKL	HY/2012/08	2017-03-28	AQMS1	Sunny	15:03	1-hour TSP	240	ug/m3
TMCLKL	HY/2012/08	2017-03-28	AQMS1	Sunny	16:05	1-hour TSP	183	ug/m3
TMCLKL	HY/2012/08	2017-03-28	ASR1	Sunny	13:50	1-hour TSP	224	ug/m3
TMCLKL	HY/2012/08	2017-03-28	ASR1	Sunny	14:52	1-hour TSP	210	ug/m3
TMCLKL	HY/2012/08	2017-03-28	ASR1	Sunny	15:54	1-hour TSP	234	ug/m3
TMCLKL	HY/2012/08	2017-03-28	ASR10	Sunny	13:18	1-hour TSP	87	ug/m3
TMCLKL	HY/2012/08	2017-03-28	ASR10	Sunny	14:20	1-hour TSP	93	ug/m3
TMCLKL	HY/2012/08	2017-03-28	ASR10	Sunny	15:22	1-hour TSP	60	ug/m3
TMCLKL	HY/2012/08	2017-03-28	ASR5	Sunny	13:40	1-hour TSP	204	ug/m3
TMCLKL	HY/2012/08	2017-03-28	ASR5	Sunny	14:42	1-hour TSP	185	ug/m3
TMCLKL	HY/2012/08	2017-03-28	ASR5	Sunny	15:44	1-hour TSP	213	ug/m3
TMCLKL	HY/2012/08	2017-03-28	ASR6	Sunny	13:29	1-hour TSP	207	ug/m3
TMCLKL	HY/2012/08	2017-03-28	ASR6	Sunny	14:31	1-hour TSP	183	ug/m3
TMCLKL	HY/2012/08	2017-03-28	ASR6	Sunny	15:33	1-hour TSP	144	ug/m3

Project	Works	Date	Station	Weather	Start time	Parameters	Results	units
TMCLKL	HY/2012/08	2017-03-31	AQMS1	Rainy	09:56	1-hour TSP	75	ug/m3
TMCLKL	HY/2012/08	2017-03-31	AQMS1	Rainy	10:58	1-hour TSP	47	ug/m3
TMCLKL	HY/2012/08	2017-03-31	AQMS1	Rainy	12:00	1-hour TSP	42	ug/m3
TMCLKL	HY/2012/08	2017-03-31	ASR1	Rainy	09:45	1-hour TSP	90	ug/m3
TMCLKL	HY/2012/08	2017-03-31	ASR1	Rainy	10:47	1-hour TSP	79	ug/m3
TMCLKL	HY/2012/08	2017-03-31	ASR1	Rainy	11:49	1-hour TSP	54	ug/m3
TMCLKL	HY/2012/08	2017-03-31	ASR10	Rainy	09:13	1-hour TSP	92	ug/m3
TMCLKL	HY/2012/08	2017-03-31	ASR10	Rainy	10:15	1-hour TSP	83	ug/m3
TMCLKL	HY/2012/08	2017-03-31	ASR10	Rainy	11:17	1-hour TSP	81	ug/m3
TMCLKL	HY/2012/08	2017-03-31	ASR5	Rainy	09:35	1-hour TSP	74	ug/m3
TMCLKL	HY/2012/08	2017-03-31	ASR5	Rainy	10:37	1-hour TSP	94	ug/m3
TMCLKL	HY/2012/08	2017-03-31	ASR5	Rainy	11:39	1-hour TSP	50	ug/m3
TMCLKL	HY/2012/08	2017-03-31	ASR6	Rainy	09:24	1-hour TSP	72	ug/m3
TMCLKL	HY/2012/08	2017-03-31	ASR6	Rainy	10:26	1-hour TSP	96	ug/m3
TMCLKL	HY/2012/08	2017-03-31	ASR6	Rainy	11:28	1-hour TSP	51	ug/m3
TMCLKL	HY/2012/08	2017-03-01	AQMS1	Sunny	17:01	24-hour TSP	75	ug/m3
TMCLKL	HY/2012/08	2017-03-01	ASR1	Sunny	16:50	24-hour TSP	93	ug/m3
TMCLKL	HY/2012/08	2017-03-01	ASR10	Sunny	16:19	24-hour TSP	68	ug/m3
TMCLKL	HY/2012/08	2017-03-01	ASR5	Sunny	16:39	24-hour TSP	96	ug/m3
TMCLKL	HY/2012/08	2017-03-01	ASR6	Sunny	16:29	24-hour TSP	102	ug/m3
TMCLKL	HY/2012/08	2017-03-04	AQMS1	Sunny	12:22	24-hour TSP	67	ug/m3
TMCLKL	HY/2012/08	2017-03-04	ASR1	Sunny	12:11	24-hour TSP	79	ug/m3
TMCLKL	HY/2012/08	2017-03-04	ASR10	Sunny	11:39	24-hour TSP	52	ug/m3
TMCLKL	HY/2012/08	2017-03-04	ASR5	Sunny	12:00	24-hour TSP	86	ug/m3
TMCLKL	HY/2012/08	2017-03-04	ASR6	Sunny	11:49	24-hour TSP	86	ug/m3
TMCLKL	HY/2012/08	2017-03-07	AQMS1	Cloudy	16:57	24-hour TSP	85	ug/m3
TMCLKL	HY/2012/08	2017-03-07	ASR1	Cloudy	16:46	24-hour TSP	89	ug/m3
TMCLKL	HY/2012/08	2017-03-07	ASR10	Cloudy	16:14	24-hour TSP	56	ug/m3
TMCLKL	HY/2012/08	2017-03-07	ASR5	Cloudy	16:35	24-hour TSP	112	ug/m3
TMCLKL	HY/2012/08	2017-03-07	ASR6	Cloudy	16:25	24-hour TSP	100	ug/m3



Project	Works	Date	Station	Weather	Start time	Parameters	Results	units
TMCLKL	HY/2012/08	2017-03-10	AQMS1	Cloudy	16:30	24-hour TSP	79	ug/m3
TMCLKL	HY/2012/08	2017-03-10	ASR1	Cloudy	16:20	24-hour TSP	83	ug/m3
TMCLKL	HY/2012/08	2017-03-10	ASR10	Cloudy	15:47	24-hour TSP	58	ug/m3
TMCLKL	HY/2012/08	2017-03-10	ASR5	Cloudy	16:09	24-hour TSP	104	ug/m3
TMCLKL	HY/2012/08	2017-03-10	ASR6	Cloudy	15:58	24-hour TSP	92	ug/m3
TMCLKL	HY/2012/08	2017-03-13	AQMS1	Sunny	16:41	24-hour TSP	54	ug/m3
TMCLKL	HY/2012/08	2017-03-13	ASR1	Sunny	16:31	24-hour TSP	94	ug/m3
TMCLKL	HY/2012/08	2017-03-13	ASR10	Sunny	15:58	24-hour TSP	45	ug/m3
TMCLKL	HY/2012/08	2017-03-13	ASR5	Sunny	16:19	24-hour TSP	84	ug/m3
TMCLKL	HY/2012/08	2017-03-13	ASR6	Sunny	16:09	24-hour TSP	83	ug/m3
TMCLKL	HY/2012/08	2017-03-16	AQMS1	Cloudy	17:06	24-hour TSP	71	ug/m3
TMCLKL	HY/2012/08	2017-03-16	ASR1	Cloudy	16:55	24-hour TSP	89	ug/m3
TMCLKL	HY/2012/08	2017-03-16	ASR10	Cloudy	16:24	24-hour TSP	52	ug/m3
TMCLKL	HY/2012/08	2017-03-16	ASR5	Cloudy	16:45	24-hour TSP	93	ug/m3
TMCLKL	HY/2012/08	2017-03-16	ASR6	Cloudy	16:35	24-hour TSP	82	ug/m3
TMCLKL	HY/2012/08	2017-03-19	AQMS1	Rainy	12:34	24-hour TSP	66	ug/m3
TMCLKL	HY/2012/08	2017-03-19	ASR1	Rainy	12:23	24-hour TSP	88	ug/m3
TMCLKL	HY/2012/08	2017-03-19	ASR10	Rainy	11:51	24-hour TSP	47	ug/m3
TMCLKL	HY/2012/08	2017-03-19	ASR5	Rainy	12:12	24-hour TSP	106	ug/m3
TMCLKL	HY/2012/08	2017-03-19	ASR6	Rainy	12:01	24-hour TSP	72	ug/m3
TMCLKL	HY/2012/08	2017-03-22	AQMS1	Cloudy	16:41	24-hour TSP	92	ug/m3
TMCLKL	HY/2012/08	2017-03-22	ASR1	Cloudy	16:30	24-hour TSP	121	ug/m3
TMCLKL	HY/2012/08	2017-03-22	ASR10	Cloudy	15:58	24-hour TSP	64	ug/m3
TMCLKL	HY/2012/08	2017-03-22	ASR5	Cloudy	16:19	24-hour TSP	126	ug/m3
TMCLKL	HY/2012/08	2017-03-22	ASR6	Cloudy	16:09	24-hour TSP	96	ug/m3
TMCLKL	HY/2012/08	2017-03-25	AQMS1	Sunny	11:50	24-hour TSP	81	ug/m3
TMCLKL	HY/2012/08	2017-03-25	ASR1	Sunny	11:39	24-hour TSP	86	ug/m3
TMCLKL	HY/2012/08	2017-03-25	ASR10	Sunny	11:06	24-hour TSP	71	ug/m3
TMCLKL	HY/2012/08	2017-03-25	ASR5	Sunny	11:28	24-hour TSP	98	ug/m3
TMCLKL	HY/2012/08	2017-03-25	ASR6	Sunny	11:16	24-hour TSP	100	ug/m3

<b>Project</b>	<b>Works</b>	<b>Date</b>	<b>Station</b>	<b>Weather</b>	<b>Start time</b>	<b>Parameters</b>	<b>Results</b>	<b>units</b>
TMCLKL	HY/2012/08	2017-03-28	AQMS1	Sunny	17:07	24-hour TSP	107	ug/m3
TMCLKL	HY/2012/08	2017-03-28	ASR1	Sunny	16:56	24-hour TSP	128	ug/m3
TMCLKL	HY/2012/08	2017-03-28	ASR10	Sunny	16:24	24-hour TSP	75	ug/m3
TMCLKL	HY/2012/08	2017-03-28	ASR5	Sunny	16:46	24-hour TSP	116	ug/m3
TMCLKL	HY/2012/08	2017-03-28	ASR6	Sunny	16:35	24-hour TSP	96	ug/m3
TMCLKL	HY/2012/08	2017-03-31	AQMS1	Rainy	13:02	24-hour TSP	44	ug/m3
TMCLKL	HY/2012/08	2017-03-31	ASR1	Rainy	12:51	24-hour TSP	63	ug/m3
TMCLKL	HY/2012/08	2017-03-31	ASR10	Rainy	12:19	24-hour TSP	54	ug/m3
TMCLKL	HY/2012/08	2017-03-31	ASR5	Rainy	12:41	24-hour TSP	58	ug/m3
TMCLKL	HY/2012/08	2017-03-31	ASR6	Rainy	12:30	24-hour TSP	49	ug/m3