

Figure G.1 Impact Monitoring - 1-hour Total Suspended Particulates ($\mu\text{g}/\text{m}^3$) at AQMS1 between 1 March 2017 and 30 June 2017 during impact monitoring period. The weather conditions during the monitoring period varied from sunny to cloudy. Major land-based construction activities included: Box Culvert Extension, Construction of North Ventilation Building and Bulk Excavation (1/3/2017 - 30/6/2017) Ref: 0212330_Impact AQM graphs_June 2017_REV a.xlsx



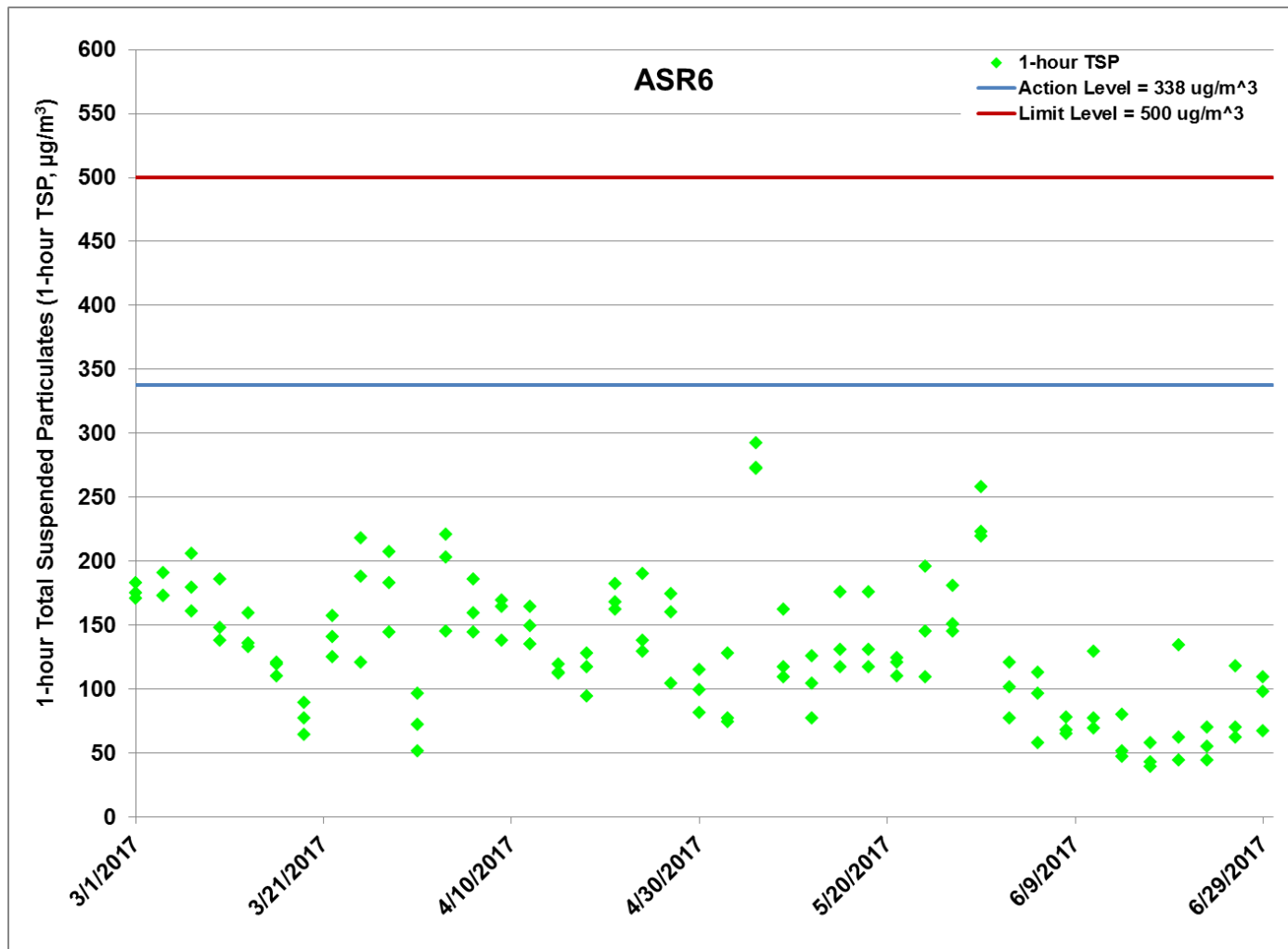


Figure G.2 Impact Monitoring - 1-hour Total Suspended Particulates ($\mu\text{g}/\text{m}^3$) at ASR6 between 1 March 2017 and 30 June 2017 during impact monitoring period. The weather conditions during the monitoring period varied from sunny to cloudy. Major land-based construction activities included: Box Culvert Extension, Construction of North Ventilation Building and Bulk Excavation (1/3/2017 - 30/6/2017) Ref: 0212330_Impact AQM graphs_June 2017_REV a.xlsx



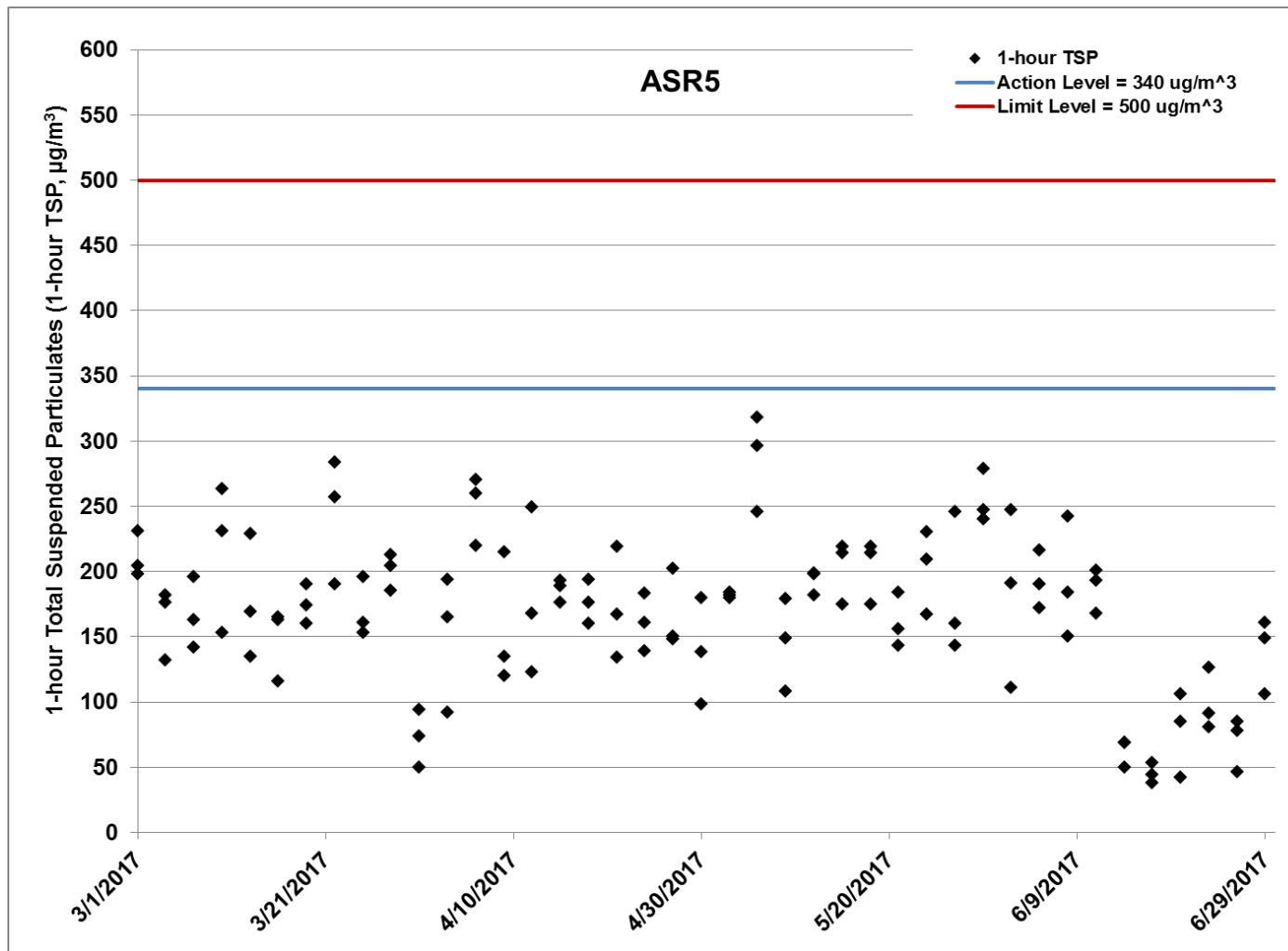


Figure G.4 Impact Monitoring - 1-hour Total Suspended Particulates ($\mu\text{g}/\text{m}^3$) at ASR5 between 1 March 2017 and 30 June 2017 during impact monitoring period. The weather conditions during the monitoring period varied from sunny to cloudy. Major land-based construction activities included: Box Culvert Extension, Construction of North Ventilation Building and Bulk Excavation (1/3/2017 - 30/6/2017) Ref: 0212330_Impact AQM graphs_June 2017_REV a.xlsx

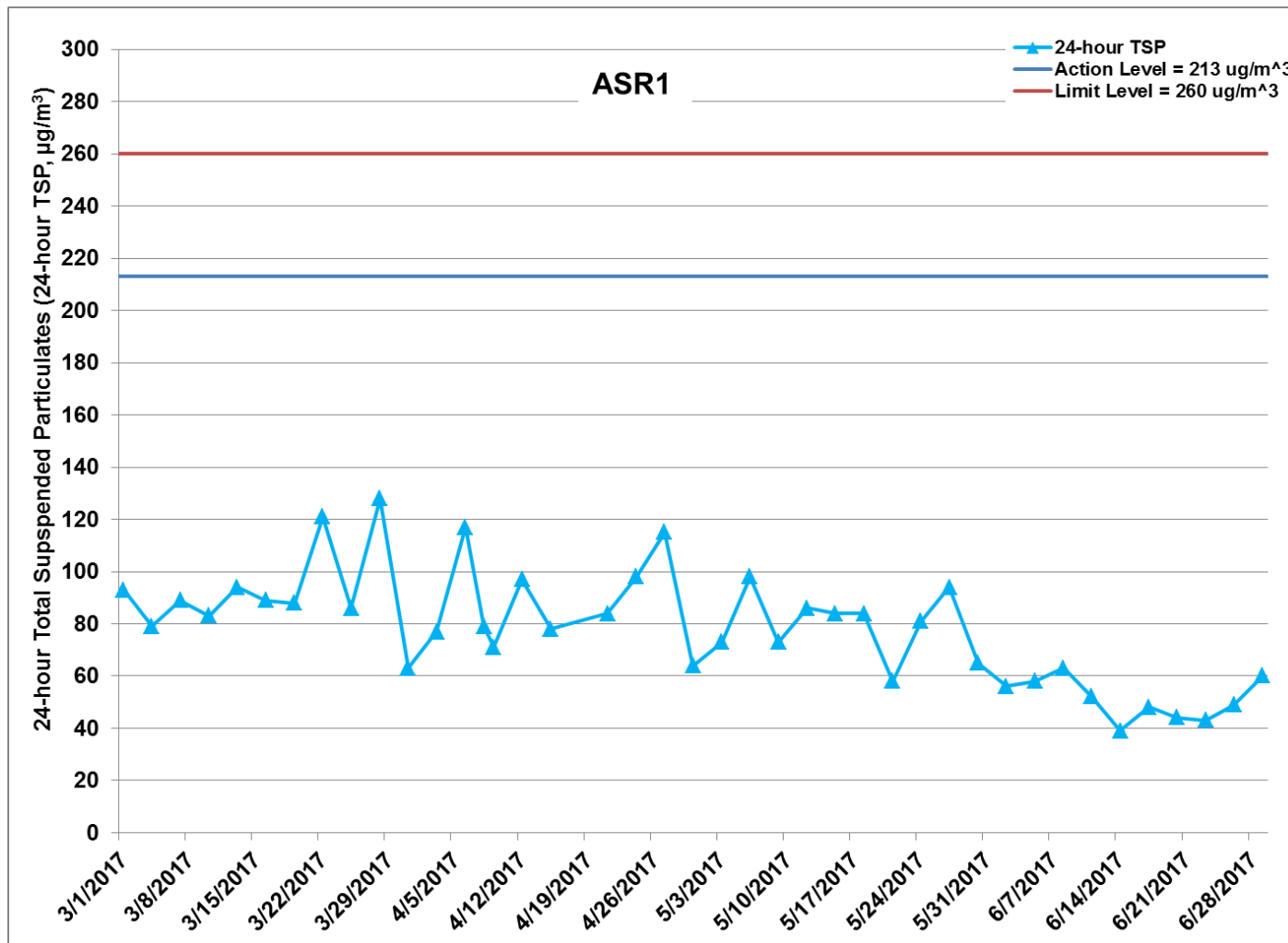


Figure G.6 Impact Monitoring - 24-hour Total Suspended Particulates ($\mu\text{g}/\text{m}^3$) at ASR1 between 1 March 2017 and 30 June 2017 during impact monitoring period. The weather conditions during the monitoring period varied from sunny to cloudy. Major land-based construction activities included: Box Culvert Extension, Construction of North Ventilation Building and Bulk Excavation (1/3/2017 - 30/6/2017) Ref: 0212330_Impact AQM graphs_June 2017_REV a.xlsx



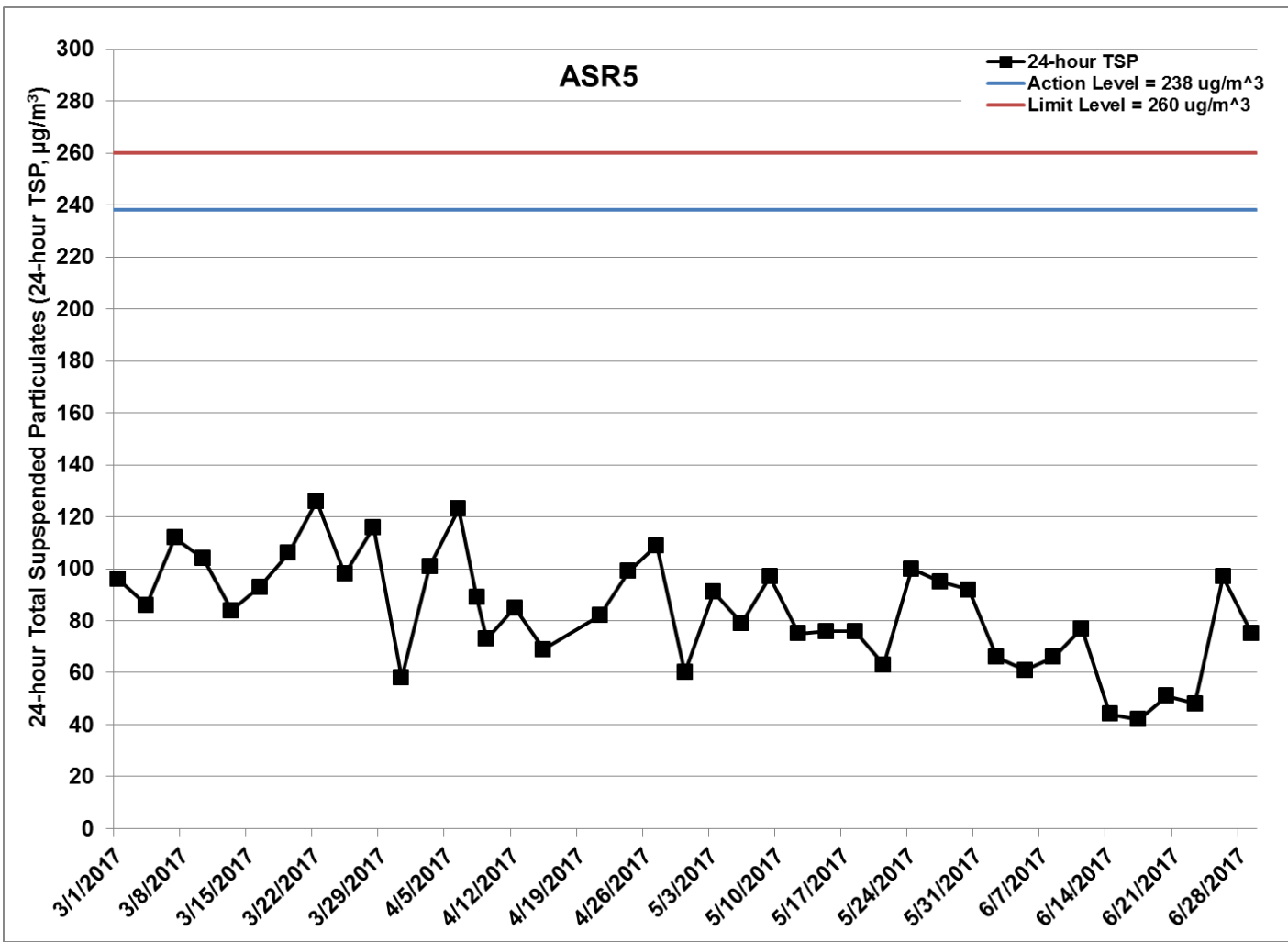


Figure G.7 Impact Monitoring - 24-hour Total Suspended Particulates ($\mu\text{g}/\text{m}^3$) at ASR5 between 1 March 2017 and 30 June 2017 during impact monitoring period. The weather conditions during the monitoring period varied from sunny to cloudy. Major land-based construction activities included: Box Culvert Extension, Construction of North Ventilation Building and Bulk Excavation (1/3/2017 - 30/6/2017) Ref: 0212330_Impact AQM graphs_June 2017_REV a.xlsx



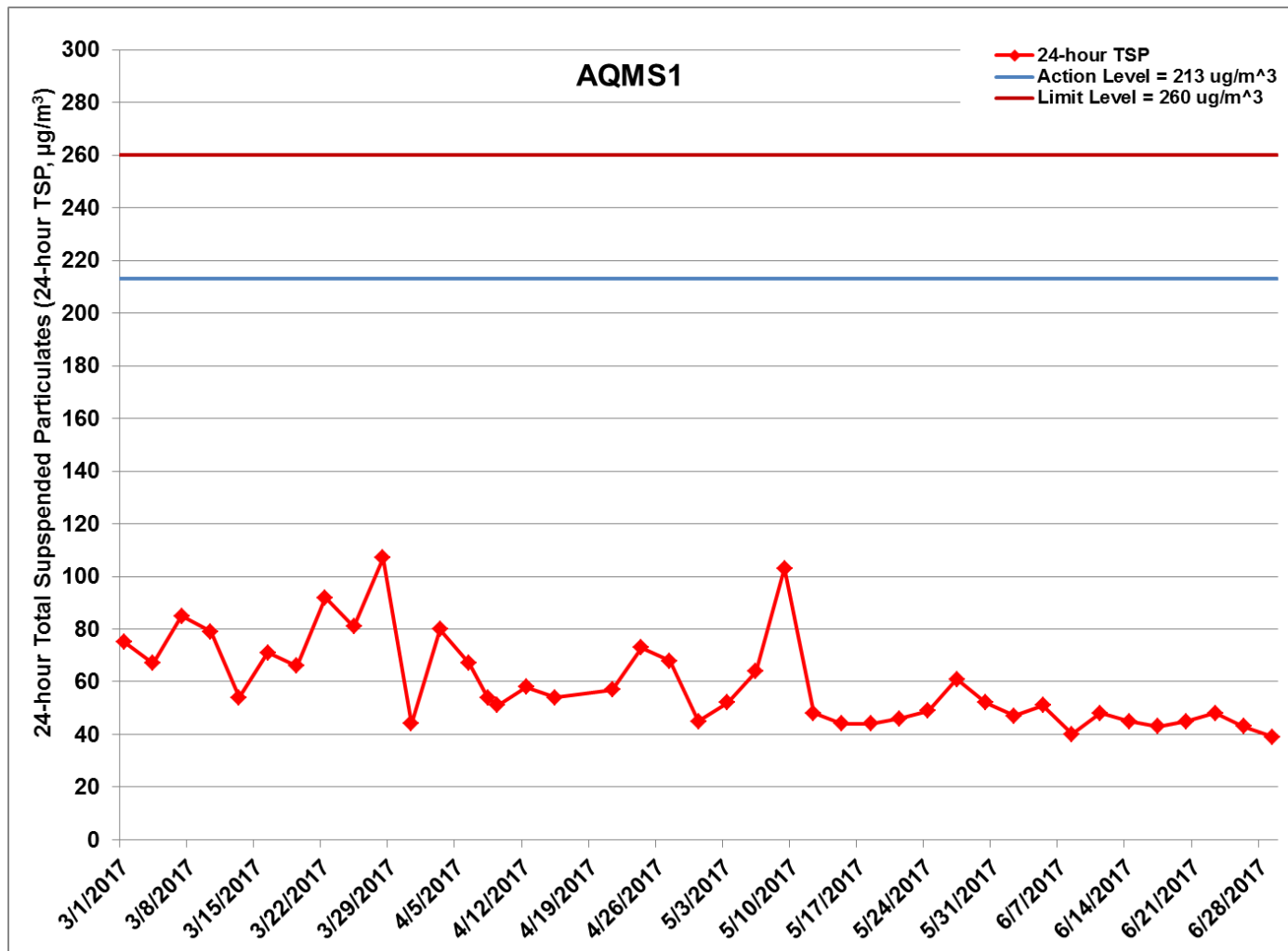


Figure G.8 Impact Monitoring - 24-hour Total Suspended Particulates ($\mu\text{g}/\text{m}^3$) at AQMS1 between 1 March 2017 and 30 June 2017 during impact monitoring period. The weather conditions during the monitoring period varied from sunny to cloudy. Major land-based construction activities included: Box Culvert Extension, Construction of North Ventilation Building and Bulk Excavation (1/3/2017 - 30/6/2017) Ref: 0212330_Impact AQM graphs_June 2017_REV a.xlsx



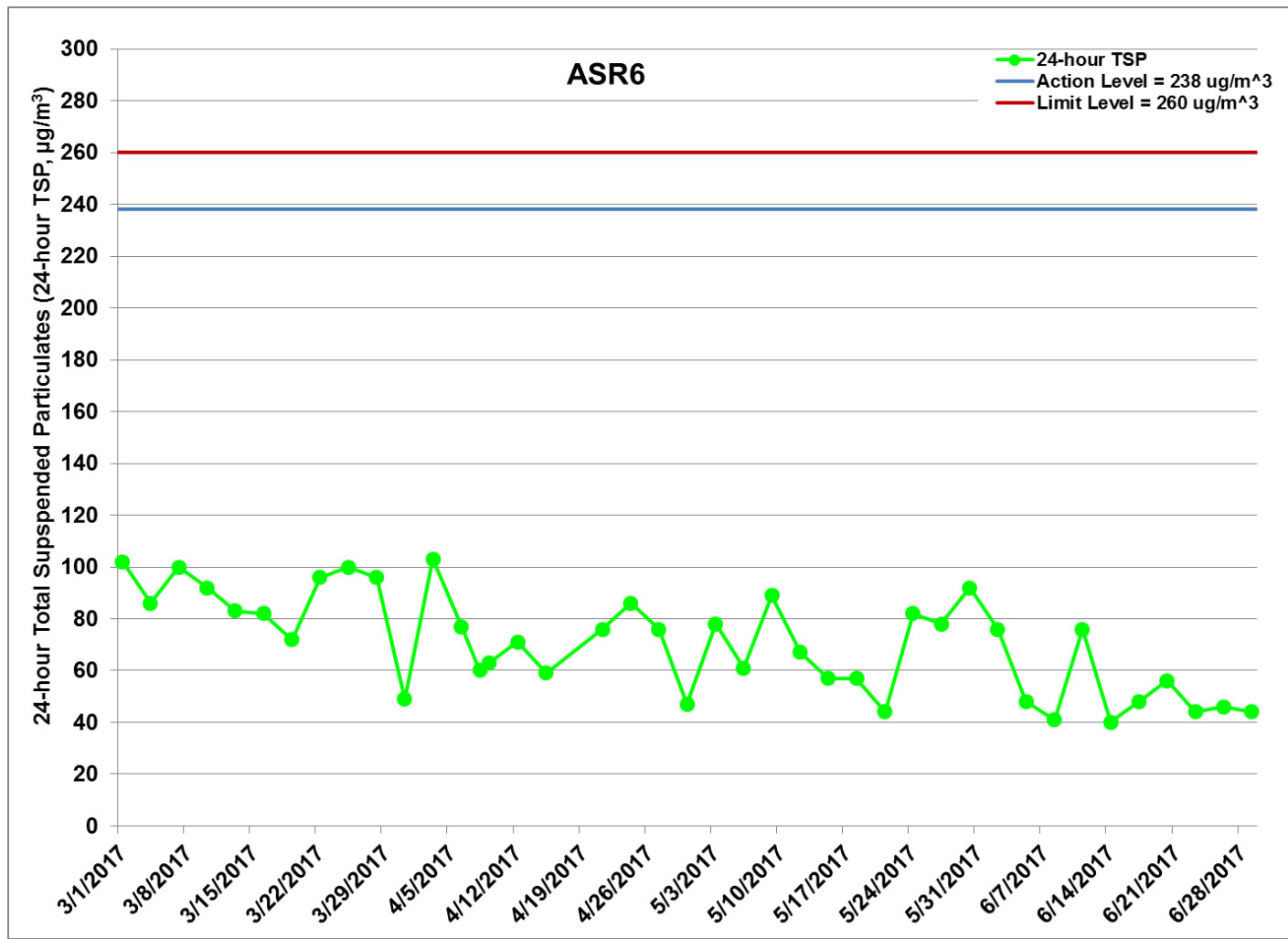


Figure G.9 Impact Monitoring - 24-hour Total Suspended Particulates ($\mu\text{g}/\text{m}^3$) at ASR6 between 1 March 2017 and 30 June 2017 during impact monitoring period. The weather conditions during the monitoring period varied from sunny to cloudy. Major land-based construction activities included: Box Culvert Extension, Construction of North Ventilation Building and Bulk Excavation (1/3/2017 - 30/6/2017) Ref: 0212330_Impact AQM graphs_June 2017_REV a.xlsx



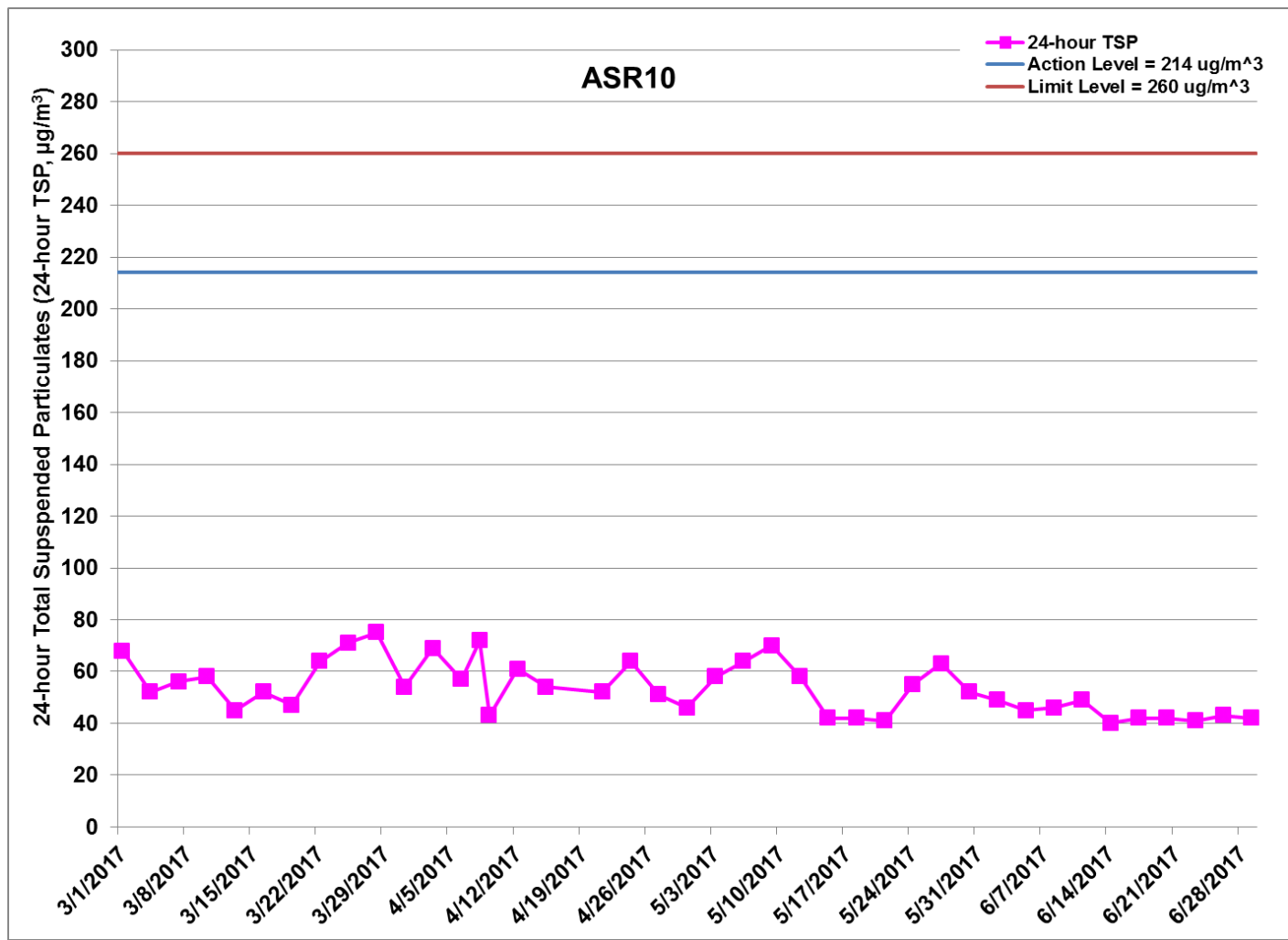


Figure G.10 Impact Monitoring – 24-hour Total Suspended Particulates ($\mu\text{g}/\text{m}^3$) at ASR10 between 1 March 2017 and 30 June 2017 during impact monitoring period. The weather conditions during the monitoring period varied from sunny to cloudy. Major land-based construction activities included: Box Culvert Extension, Construction of North Ventilation Building and Bulk Excavation (1/3/2017 – 30/6/2017) Ref: 0212330_Impact AQM graphs_June 2017_REV a.xlsx



Project	Works	Date	Station	Weather	Start time	Parameters	Results	units
TMCLKL	HY/2012/08	2017-06-02	AQMS1	Sunny	13:49	1-hour TSP	88	ug/m3
TMCLKL	HY/2012/08	2017-06-02	AQMS1	Sunny	14:51	1-hour TSP	65	ug/m3
TMCLKL	HY/2012/08	2017-06-02	AQMS1	Sunny	15:53	1-hour TSP	48	ug/m3
TMCLKL	HY/2012/08	2017-06-02	ASR1	Sunny	13:39	1-hour TSP	105	ug/m3
TMCLKL	HY/2012/08	2017-06-02	ASR1	Sunny	14:41	1-hour TSP	79	ug/m3
TMCLKL	HY/2012/08	2017-06-02	ASR1	Sunny	15:43	1-hour TSP	105	ug/m3
TMCLKL	HY/2012/08	2017-06-02	ASR10	Sunny	13:07	1-hour TSP	95	ug/m3
TMCLKL	HY/2012/08	2017-06-02	ASR10	Sunny	14:09	1-hour TSP	68	ug/m3
TMCLKL	HY/2012/08	2017-06-02	ASR10	Sunny	15:11	1-hour TSP	84	ug/m3
TMCLKL	HY/2012/08	2017-06-02	ASR5	Sunny	13:28	1-hour TSP	247	ug/m3
TMCLKL	HY/2012/08	2017-06-02	ASR5	Sunny	14:30	1-hour TSP	191	ug/m3
TMCLKL	HY/2012/08	2017-06-02	ASR5	Sunny	15:32	1-hour TSP	111	ug/m3
TMCLKL	HY/2012/08	2017-06-02	ASR6	Sunny	13:18	1-hour TSP	77	ug/m3
TMCLKL	HY/2012/08	2017-06-02	ASR6	Sunny	14:20	1-hour TSP	121	ug/m3
TMCLKL	HY/2012/08	2017-06-02	ASR6	Sunny	15:22	1-hour TSP	101	ug/m3
TMCLKL	HY/2012/08	2017-06-05	AQMS1	Sunny	09:58	1-hour TSP	67	ug/m3
TMCLKL	HY/2012/08	2017-06-05	AQMS1	Sunny	11:00	1-hour TSP	70	ug/m3
TMCLKL	HY/2012/08	2017-06-05	AQMS1	Sunny	12:02	1-hour TSP	81	ug/m3
TMCLKL	HY/2012/08	2017-06-05	ASR1	Sunny	09:48	1-hour TSP	164	ug/m3
TMCLKL	HY/2012/08	2017-06-05	ASR1	Sunny	10:50	1-hour TSP	83	ug/m3
TMCLKL	HY/2012/08	2017-06-05	ASR1	Sunny	11:52	1-hour TSP	63	ug/m3
TMCLKL	HY/2012/08	2017-06-05	ASR10	Sunny	09:16	1-hour TSP	102	ug/m3
TMCLKL	HY/2012/08	2017-06-05	ASR10	Sunny	10:18	1-hour TSP	60	ug/m3
TMCLKL	HY/2012/08	2017-06-05	ASR10	Sunny	11:20	1-hour TSP	37	ug/m3
TMCLKL	HY/2012/08	2017-06-05	ASR5	Sunny	09:37	1-hour TSP	216	ug/m3
TMCLKL	HY/2012/08	2017-06-05	ASR5	Sunny	10:39	1-hour TSP	190	ug/m3
TMCLKL	HY/2012/08	2017-06-05	ASR5	Sunny	11:41	1-hour TSP	172	ug/m3
TMCLKL	HY/2012/08	2017-06-05	ASR6	Sunny	09:27	1-hour TSP	113	ug/m3
TMCLKL	HY/2012/08	2017-06-05	ASR6	Sunny	10:29	1-hour TSP	58	ug/m3
TMCLKL	HY/2012/08	2017-06-05	ASR6	Sunny	11:31	1-hour TSP	96	ug/m3

Project	Works	Date	Station	Weather	Start time	Parameters	Results	units
TMCLKL	HY/2012/08	2017-06-08	AQMS1	Sunny	13:22	1-hour TSP	67	ug/m3
TMCLKL	HY/2012/08	2017-06-08	AQMS1	Sunny	14:24	1-hour TSP	69	ug/m3
TMCLKL	HY/2012/08	2017-06-08	AQMS1	Sunny	15:26	1-hour TSP	64	ug/m3
TMCLKL	HY/2012/08	2017-06-08	ASR1	Sunny	13:12	1-hour TSP	105	ug/m3
TMCLKL	HY/2012/08	2017-06-08	ASR1	Sunny	14:14	1-hour TSP	77	ug/m3
TMCLKL	HY/2012/08	2017-06-08	ASR1	Sunny	15:16	1-hour TSP	116	ug/m3
TMCLKL	HY/2012/08	2017-06-08	ASR10	Sunny	12:40	1-hour TSP	60	ug/m3
TMCLKL	HY/2012/08	2017-06-08	ASR10	Sunny	13:42	1-hour TSP	42	ug/m3
TMCLKL	HY/2012/08	2017-06-08	ASR10	Sunny	14:44	1-hour TSP	54	ug/m3
TMCLKL	HY/2012/08	2017-06-08	ASR5	Sunny	13:01	1-hour TSP	150	ug/m3
TMCLKL	HY/2012/08	2017-06-08	ASR5	Sunny	14:03	1-hour TSP	242	ug/m3
TMCLKL	HY/2012/08	2017-06-08	ASR5	Sunny	15:05	1-hour TSP	184	ug/m3
TMCLKL	HY/2012/08	2017-06-08	ASR6	Sunny	12:50	1-hour TSP	78	ug/m3
TMCLKL	HY/2012/08	2017-06-08	ASR6	Sunny	13:52	1-hour TSP	65	ug/m3
TMCLKL	HY/2012/08	2017-06-08	ASR6	Sunny	14:54	1-hour TSP	68	ug/m3
TMCLKL	HY/2012/08	2017-06-11	AQMS1	Sunny	10:25	1-hour TSP	91	ug/m3
TMCLKL	HY/2012/08	2017-06-11	AQMS1	Sunny	11:27	1-hour TSP	68	ug/m3
TMCLKL	HY/2012/08	2017-06-11	AQMS1	Sunny	12:29	1-hour TSP	94	ug/m3
TMCLKL	HY/2012/08	2017-06-11	ASR1	Sunny	10:15	1-hour TSP	140	ug/m3
TMCLKL	HY/2012/08	2017-06-11	ASR1	Sunny	11:17	1-hour TSP	99	ug/m3
TMCLKL	HY/2012/08	2017-06-11	ASR1	Sunny	12:19	1-hour TSP	131	ug/m3
TMCLKL	HY/2012/08	2017-06-11	ASR10	Sunny	09:43	1-hour TSP	93	ug/m3
TMCLKL	HY/2012/08	2017-06-11	ASR10	Sunny	10:45	1-hour TSP	84	ug/m3
TMCLKL	HY/2012/08	2017-06-11	ASR10	Sunny	11:47	1-hour TSP	96	ug/m3
TMCLKL	HY/2012/08	2017-06-11	ASR5	Sunny	10:05	1-hour TSP	201	ug/m3
TMCLKL	HY/2012/08	2017-06-11	ASR5	Sunny	11:07	1-hour TSP	168	ug/m3
TMCLKL	HY/2012/08	2017-06-11	ASR5	Sunny	12:09	1-hour TSP	193	ug/m3
TMCLKL	HY/2012/08	2017-06-11	ASR6	Sunny	09:54	1-hour TSP	69	ug/m3
TMCLKL	HY/2012/08	2017-06-11	ASR6	Sunny	10:56	1-hour TSP	77	ug/m3
TMCLKL	HY/2012/08	2017-06-11	ASR6	Sunny	11:58	1-hour TSP	129	ug/m3

Project	Works	Date	Station	Weather	Start time	Parameters	Results	units
TMCLKL	HY/2012/08	2017-06-14	AQMS1	Cloudy	15:01	1-hour TSP	57	ug/m3
TMCLKL	HY/2012/08	2017-06-14	AQMS1	Cloudy	16:03	1-hour TSP	63	ug/m3
TMCLKL	HY/2012/08	2017-06-14	AQMS1	Cloudy	17:05	1-hour TSP	56	ug/m3
TMCLKL	HY/2012/08	2017-06-14	ASR1	Cloudy	14:51	1-hour TSP	57	ug/m3
TMCLKL	HY/2012/08	2017-06-14	ASR1	Cloudy	15:53	1-hour TSP	51	ug/m3
TMCLKL	HY/2012/08	2017-06-14	ASR1	Cloudy	16:55	1-hour TSP	52	ug/m3
TMCLKL	HY/2012/08	2017-06-14	ASR10	Cloudy	14:20	1-hour TSP	40	ug/m3
TMCLKL	HY/2012/08	2017-06-14	ASR10	Cloudy	15:22	1-hour TSP	57	ug/m3
TMCLKL	HY/2012/08	2017-06-14	ASR10	Cloudy	16:24	1-hour TSP	45	ug/m3
TMCLKL	HY/2012/08	2017-06-14	ASR5	Cloudy	14:41	1-hour TSP	69	ug/m3
TMCLKL	HY/2012/08	2017-06-14	ASR5	Cloudy	15:43	1-hour TSP	69	ug/m3
TMCLKL	HY/2012/08	2017-06-14	ASR5	Cloudy	16:45	1-hour TSP	50	ug/m3
TMCLKL	HY/2012/08	2017-06-14	ASR6	Cloudy	14:30	1-hour TSP	51	ug/m3
TMCLKL	HY/2012/08	2017-06-14	ASR6	Cloudy	15:32	1-hour TSP	80	ug/m3
TMCLKL	HY/2012/08	2017-06-14	ASR6	Cloudy	16:34	1-hour TSP	47	ug/m3
TMCLKL	HY/2012/08	2017-06-17	AQMS1	Rainy	09:45	1-hour TSP	49	ug/m3
TMCLKL	HY/2012/08	2017-06-17	AQMS1	Rainy	10:47	1-hour TSP	42	ug/m3
TMCLKL	HY/2012/08	2017-06-17	AQMS1	Rainy	11:49	1-hour TSP	49	ug/m3
TMCLKL	HY/2012/08	2017-06-17	ASR1	Rainy	09:34	1-hour TSP	39	ug/m3
TMCLKL	HY/2012/08	2017-06-17	ASR1	Rainy	10:36	1-hour TSP	56	ug/m3
TMCLKL	HY/2012/08	2017-06-17	ASR1	Rainy	11:38	1-hour TSP	40	ug/m3
TMCLKL	HY/2012/08	2017-06-17	ASR10	Rainy	09:02	1-hour TSP	53	ug/m3
TMCLKL	HY/2012/08	2017-06-17	ASR10	Rainy	10:04	1-hour TSP	44	ug/m3
TMCLKL	HY/2012/08	2017-06-17	ASR10	Rainy	11:06	1-hour TSP	53	ug/m3
TMCLKL	HY/2012/08	2017-06-17	ASR5	Rainy	09:24	1-hour TSP	38	ug/m3
TMCLKL	HY/2012/08	2017-06-17	ASR5	Rainy	10:26	1-hour TSP	53	ug/m3
TMCLKL	HY/2012/08	2017-06-17	ASR5	Rainy	11:28	1-hour TSP	44	ug/m3
TMCLKL	HY/2012/08	2017-06-17	ASR6	Rainy	09:13	1-hour TSP	39	ug/m3
TMCLKL	HY/2012/08	2017-06-17	ASR6	Rainy	10:15	1-hour TSP	43	ug/m3
TMCLKL	HY/2012/08	2017-06-17	ASR6	Rainy	11:17	1-hour TSP	58	ug/m3

Project	Works	Date	Station	Weather	Start time	Parameters	Results	units
TMCLKL	HY/2012/08	2017-06-20	AQMS1	Cloudy	14:17	1-hour TSP	44	ug/m3
TMCLKL	HY/2012/08	2017-06-20	AQMS1	Cloudy	15:19	1-hour TSP	82	ug/m3
TMCLKL	HY/2012/08	2017-06-20	AQMS1	Cloudy	16:21	1-hour TSP	52	ug/m3
TMCLKL	HY/2012/08	2017-06-20	ASR1	Cloudy	14:06	1-hour TSP	51	ug/m3
TMCLKL	HY/2012/08	2017-06-20	ASR1	Cloudy	15:08	1-hour TSP	40	ug/m3
TMCLKL	HY/2012/08	2017-06-20	ASR1	Cloudy	16:10	1-hour TSP	48	ug/m3
TMCLKL	HY/2012/08	2017-06-20	ASR10	Cloudy	13:34	1-hour TSP	51	ug/m3
TMCLKL	HY/2012/08	2017-06-20	ASR10	Cloudy	14:36	1-hour TSP	49	ug/m3
TMCLKL	HY/2012/08	2017-06-20	ASR10	Cloudy	15:38	1-hour TSP	47	ug/m3
TMCLKL	HY/2012/08	2017-06-20	ASR5	Cloudy	13:55	1-hour TSP	42	ug/m3
TMCLKL	HY/2012/08	2017-06-20	ASR5	Cloudy	14:57	1-hour TSP	106	ug/m3
TMCLKL	HY/2012/08	2017-06-20	ASR5	Cloudy	15:59	1-hour TSP	85	ug/m3
TMCLKL	HY/2012/08	2017-06-20	ASR6	Cloudy	13:45	1-hour TSP	44	ug/m3
TMCLKL	HY/2012/08	2017-06-20	ASR6	Cloudy	14:47	1-hour TSP	62	ug/m3
TMCLKL	HY/2012/08	2017-06-20	ASR6	Cloudy	15:49	1-hour TSP	134	ug/m3
TMCLKL	HY/2012/08	2017-06-23	AQMS1	Sunny	09:57	1-hour TSP	49	ug/m3
TMCLKL	HY/2012/08	2017-06-23	AQMS1	Sunny	10:59	1-hour TSP	53	ug/m3
TMCLKL	HY/2012/08	2017-06-23	AQMS1	Sunny	12:01	1-hour TSP	46	ug/m3
TMCLKL	HY/2012/08	2017-06-23	ASR1	Sunny	09:46	1-hour TSP	37	ug/m3
TMCLKL	HY/2012/08	2017-06-23	ASR1	Sunny	10:48	1-hour TSP	33	ug/m3
TMCLKL	HY/2012/08	2017-06-23	ASR1	Sunny	11:50	1-hour TSP	60	ug/m3
TMCLKL	HY/2012/08	2017-06-23	ASR10	Sunny	09:14	1-hour TSP	44	ug/m3
TMCLKL	HY/2012/08	2017-06-23	ASR10	Sunny	10:16	1-hour TSP	45	ug/m3
TMCLKL	HY/2012/08	2017-06-23	ASR10	Sunny	11:18	1-hour TSP	36	ug/m3
TMCLKL	HY/2012/08	2017-06-23	ASR5	Sunny	09:36	1-hour TSP	91	ug/m3
TMCLKL	HY/2012/08	2017-06-23	ASR5	Sunny	10:38	1-hour TSP	81	ug/m3
TMCLKL	HY/2012/08	2017-06-23	ASR5	Sunny	11:40	1-hour TSP	126	ug/m3
TMCLKL	HY/2012/08	2017-06-23	ASR6	Sunny	09:25	1-hour TSP	55	ug/m3
TMCLKL	HY/2012/08	2017-06-23	ASR6	Sunny	10:27	1-hour TSP	44	ug/m3
TMCLKL	HY/2012/08	2017-06-23	ASR6	Sunny	11:29	1-hour TSP	70	ug/m3

Project	Works	Date	Station	Weather	Start time	Parameters	Results	units
TMCLKL	HY/2012/08	2017-06-26	AQMS1	Sunny	13:55	1-hour TSP	47	ug/m3
TMCLKL	HY/2012/08	2017-06-26	AQMS1	Sunny	14:57	1-hour TSP	40	ug/m3
TMCLKL	HY/2012/08	2017-06-26	AQMS1	Sunny	15:59	1-hour TSP	42	ug/m3
TMCLKL	HY/2012/08	2017-06-26	ASR1	Sunny	13:44	1-hour TSP	96	ug/m3
TMCLKL	HY/2012/08	2017-06-26	ASR1	Sunny	14:46	1-hour TSP	60	ug/m3
TMCLKL	HY/2012/08	2017-06-26	ASR1	Sunny	15:48	1-hour TSP	45	ug/m3
TMCLKL	HY/2012/08	2017-06-26	ASR10	Sunny	13:13	1-hour TSP	43	ug/m3
TMCLKL	HY/2012/08	2017-06-26	ASR10	Sunny	14:15	1-hour TSP	71	ug/m3
TMCLKL	HY/2012/08	2017-06-26	ASR10	Sunny	15:17	1-hour TSP	69	ug/m3
TMCLKL	HY/2012/08	2017-06-26	ASR5	Sunny	13:34	1-hour TSP	78	ug/m3
TMCLKL	HY/2012/08	2017-06-26	ASR5	Sunny	14:36	1-hour TSP	46	ug/m3
TMCLKL	HY/2012/08	2017-06-26	ASR5	Sunny	15:38	1-hour TSP	85	ug/m3
TMCLKL	HY/2012/08	2017-06-26	ASR6	Sunny	13:23	1-hour TSP	70	ug/m3
TMCLKL	HY/2012/08	2017-06-26	ASR6	Sunny	14:25	1-hour TSP	62	ug/m3
TMCLKL	HY/2012/08	2017-06-26	ASR6	Sunny	15:27	1-hour TSP	118	ug/m3
TMCLKL	HY/2012/08	2017-06-29	AQMS1	Sunny	13:27	1-hour TSP	46	ug/m3
TMCLKL	HY/2012/08	2017-06-29	AQMS1	Sunny	14:29	1-hour TSP	47	ug/m3
TMCLKL	HY/2012/08	2017-06-29	AQMS1	Sunny	15:31	1-hour TSP	43	ug/m3
TMCLKL	HY/2012/08	2017-06-29	ASR1	Sunny	13:16	1-hour TSP	41	ug/m3
TMCLKL	HY/2012/08	2017-06-29	ASR1	Sunny	14:18	1-hour TSP	51	ug/m3
TMCLKL	HY/2012/08	2017-06-29	ASR1	Sunny	15:20	1-hour TSP	48	ug/m3
TMCLKL	HY/2012/08	2017-06-29	ASR10	Sunny	12:44	1-hour TSP	41	ug/m3
TMCLKL	HY/2012/08	2017-06-29	ASR10	Sunny	13:46	1-hour TSP	103	ug/m3
TMCLKL	HY/2012/08	2017-06-29	ASR10	Sunny	14:48	1-hour TSP	56	ug/m3
TMCLKL	HY/2012/08	2017-06-29	ASR5	Sunny	13:05	1-hour TSP	106	ug/m3
TMCLKL	HY/2012/08	2017-06-29	ASR5	Sunny	14:07	1-hour TSP	149	ug/m3
TMCLKL	HY/2012/08	2017-06-29	ASR5	Sunny	15:09	1-hour TSP	161	ug/m3
TMCLKL	HY/2012/08	2017-06-29	ASR6	Sunny	12:55	1-hour TSP	109	ug/m3
TMCLKL	HY/2012/08	2017-06-29	ASR6	Sunny	13:57	1-hour TSP	98	ug/m3
TMCLKL	HY/2012/08	2017-06-29	ASR6	Sunny	14:59	1-hour TSP	67	ug/m3

Project	Works	Date	Station	Weather	Start time	Parameters	Results	units
TMCLKL	HY/2012/08	2017-06-02	AQMS1	Sunny	16:55	24-hour TSP	47	ug/m3
TMCLKL	HY/2012/08	2017-06-02	ASR1	Sunny	16:45	24-hour TSP	56	ug/m3
TMCLKL	HY/2012/08	2017-06-02	ASR10	Sunny	16:13	24-hour TSP	49	ug/m3
TMCLKL	HY/2012/08	2017-06-02	ASR5	Sunny	16:34	24-hour TSP	66	ug/m3
TMCLKL	HY/2012/08	2017-06-02	ASR6	Sunny	16:24	24-hour TSP	76	ug/m3
TMCLKL	HY/2012/08	2017-06-05	AQMS1	Sunny	13:04	24-hour TSP	51	ug/m3
TMCLKL	HY/2012/08	2017-06-05	ASR1	Sunny	12:54	24-hour TSP	58	ug/m3
TMCLKL	HY/2012/08	2017-06-05	ASR10	Sunny	12:22	24-hour TSP	45	ug/m3
TMCLKL	HY/2012/08	2017-06-05	ASR5	Sunny	12:43	24-hour TSP	61	ug/m3
TMCLKL	HY/2012/08	2017-06-05	ASR6	Sunny	12:33	24-hour TSP	48	ug/m3
TMCLKL	HY/2012/08	2017-06-08	AQMS1	Sunny	16:28	24-hour TSP	40	ug/m3
TMCLKL	HY/2012/08	2017-06-08	ASR1	Sunny	16:18	24-hour TSP	63	ug/m3
TMCLKL	HY/2012/08	2017-06-08	ASR10	Sunny	15:46	24-hour TSP	46	ug/m3
TMCLKL	HY/2012/08	2017-06-08	ASR5	Sunny	16:07	24-hour TSP	66	ug/m3
TMCLKL	HY/2012/08	2017-06-08	ASR6	Sunny	15:56	24-hour TSP	41	ug/m3
TMCLKL	HY/2012/08	2017-06-11	AQMS1	Sunny	13:31	24-hour TSP	48	ug/m3
TMCLKL	HY/2012/08	2017-06-11	ASR1	Sunny	13:21	24-hour TSP	52	ug/m3
TMCLKL	HY/2012/08	2017-06-11	ASR10	Sunny	12:49	24-hour TSP	49	ug/m3
TMCLKL	HY/2012/08	2017-06-11	ASR5	Sunny	13:11	24-hour TSP	77	ug/m3
TMCLKL	HY/2012/08	2017-06-11	ASR6	Sunny	13:00	24-hour TSP	76	ug/m3
TMCLKL	HY/2012/08	2017-06-14	AQMS1	Cloudy	18:07	24-hour TSP	45	ug/m3
TMCLKL	HY/2012/08	2017-06-14	ASR1	Cloudy	17:57	24-hour TSP	39	ug/m3
TMCLKL	HY/2012/08	2017-06-14	ASR10	Cloudy	17:26	24-hour TSP	40	ug/m3
TMCLKL	HY/2012/08	2017-06-14	ASR5	Cloudy	17:47	24-hour TSP	44	ug/m3
TMCLKL	HY/2012/08	2017-06-14	ASR6	Cloudy	17:36	24-hour TSP	40	ug/m3
TMCLKL	HY/2012/08	2017-06-17	AQMS1	Rainy	12:51	24-hour TSP	43	ug/m3
TMCLKL	HY/2012/08	2017-06-17	ASR1	Rainy	12:40	24-hour TSP	48	ug/m3
TMCLKL	HY/2012/08	2017-06-17	ASR10	Rainy	12:08	24-hour TSP	42	ug/m3
TMCLKL	HY/2012/08	2017-06-17	ASR5	Rainy	12:30	24-hour TSP	42	ug/m3
TMCLKL	HY/2012/08	2017-06-17	ASR6	Rainy	12:19	24-hour TSP	48	ug/m3

Project	Works	Date	Station	Weather	Start time	Parameters	Results	units
TMCLKL	HY/2012/08	2017-06-20	AQMS1	Cloudy	17:23	24-hour TSP	45	ug/m3
TMCLKL	HY/2012/08	2017-06-20	ASR1	Cloudy	17:12	24-hour TSP	44	ug/m3
TMCLKL	HY/2012/08	2017-06-20	ASR10	Cloudy	16:40	24-hour TSP	42	ug/m3
TMCLKL	HY/2012/08	2017-06-20	ASR5	Cloudy	17:01	24-hour TSP	51	ug/m3
TMCLKL	HY/2012/08	2017-06-20	ASR6	Cloudy	16:51	24-hour TSP	56	ug/m3
TMCLKL	HY/2012/08	2017-06-23	AQMS1	Sunny	13:03	24-hour TSP	48	ug/m3
TMCLKL	HY/2012/08	2017-06-23	ASR1	Sunny	12:52	24-hour TSP	43	ug/m3
TMCLKL	HY/2012/08	2017-06-23	ASR10	Sunny	12:20	24-hour TSP	41	ug/m3
TMCLKL	HY/2012/08	2017-06-23	ASR5	Sunny	12:42	24-hour TSP	48	ug/m3
TMCLKL	HY/2012/08	2017-06-23	ASR6	Sunny	12:31	24-hour TSP	44	ug/m3
TMCLKL	HY/2012/08	2017-06-26	AQMS1	Sunny	17:01	24-hour TSP	43	ug/m3
TMCLKL	HY/2012/08	2017-06-26	ASR1	Sunny	16:50	24-hour TSP	49	ug/m3
TMCLKL	HY/2012/08	2017-06-26	ASR10	Sunny	16:19	24-hour TSP	43	ug/m3
TMCLKL	HY/2012/08	2017-06-26	ASR5	Sunny	16:40	24-hour TSP	97	ug/m3
TMCLKL	HY/2012/08	2017-06-26	ASR6	Sunny	16:29	24-hour TSP	46	ug/m3
TMCLKL	HY/2012/08	2017-06-29	AQMS1	Sunny	16:33	24-hour TSP	39	ug/m3
TMCLKL	HY/2012/08	2017-06-29	ASR1	Sunny	16:22	24-hour TSP	60	ug/m3
TMCLKL	HY/2012/08	2017-06-29	ASR10	Sunny	15:50	24-hour TSP	42	ug/m3
TMCLKL	HY/2012/08	2017-06-29	ASR5	Sunny	16:11	24-hour TSP	75	ug/m3
TMCLKL	HY/2012/08	2017-06-29	ASR6	Sunny	16:01	24-hour TSP	44	ug/m3