

Figure G.1 Impact Monitoring - 1-hour Total Suspended Particulates ($\mu\text{g}/\text{m}^3$) at AQMS1 between 1 May 2017 and 31 August 2017 during impact monitoring period. The weather conditions during the monitoring period varied from sunny to cloudy. Major land-based construction activities included: Box Culvert Extension, Construction of North Ventilation Building and Bulk Excavation (1/5/2017 - 31/8/2017) Ref: 0212330_Impact AQM graphs_August 2017_REV a.xlsx



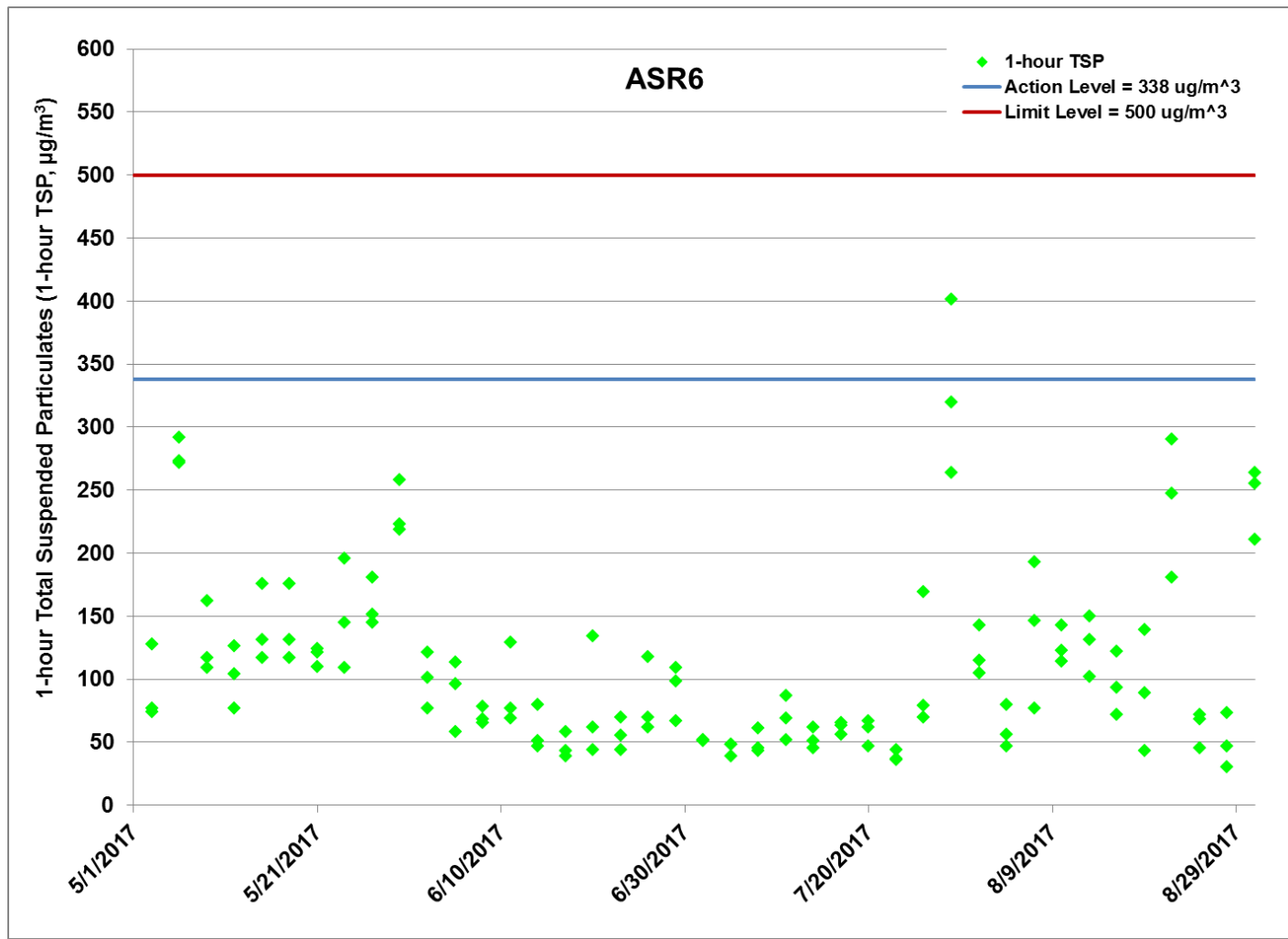


Figure G.2 Impact Monitoring - 1-hour Total Suspended Particulates ($\mu\text{g}/\text{m}^3$) at ASR6 between 1 May 2017 and 31 August 2017 during impact monitoring period. The weather conditions during the monitoring period varied from sunny to cloudy. Major land-based construction activities included: Box Culvert Extension, Construction of North Ventilation Building and Bulk Excavation (1/5/2017 - 31/8/2017) Ref: 0212330_Impact AQM graphs_August 2017_REV a.xlsx



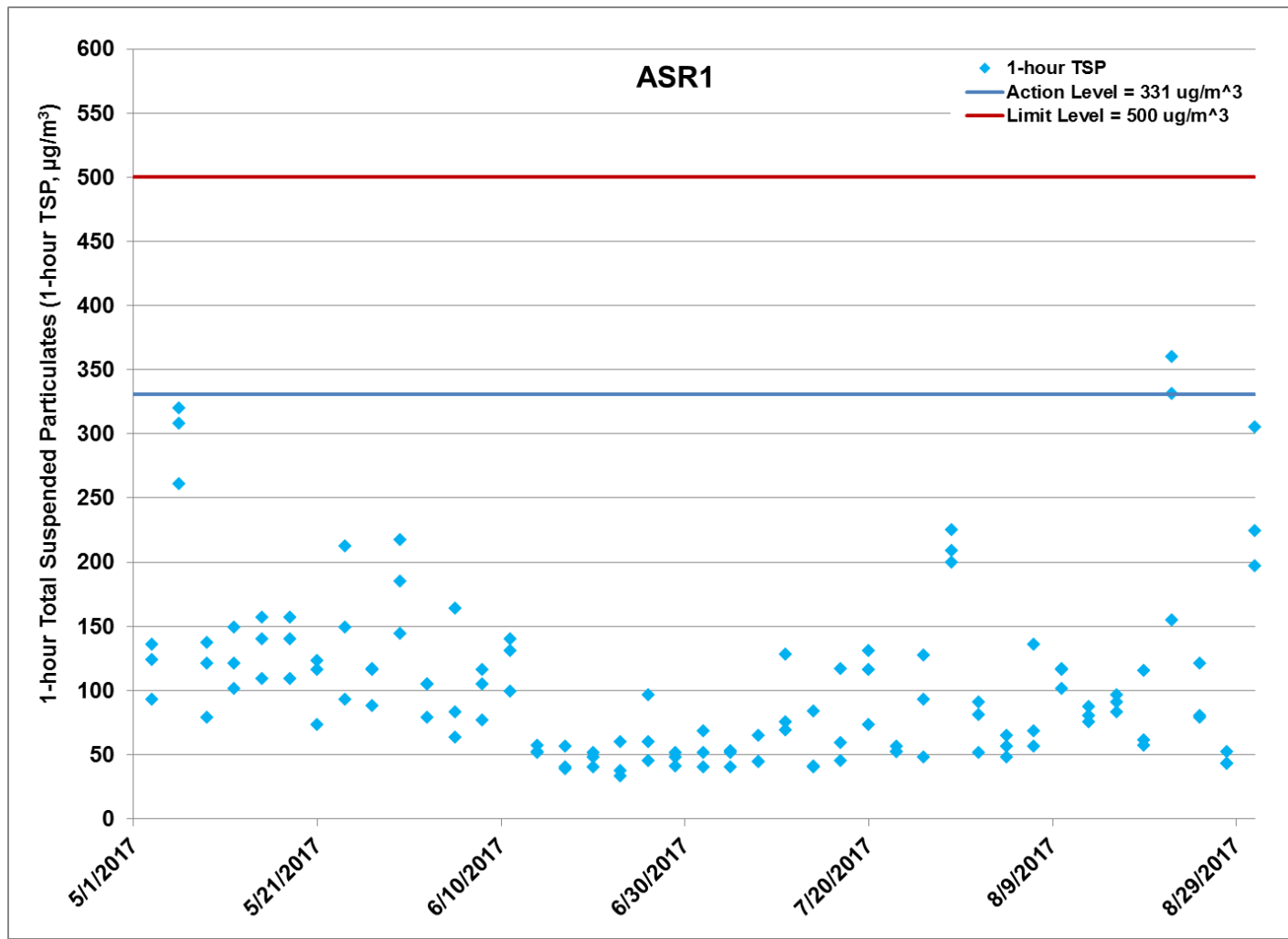


Figure G.3 Impact Monitoring - 1-hour Total Suspended Particulates ($\mu\text{g}/\text{m}^3$) at ASR1 between 1 May 2017 and 31 August 2017 during impact monitoring period. The weather conditions during the monitoring period varied from sunny to cloudy. Major land-based construction activities included: Box Culvert Extension, Construction of North Ventilation Building and Bulk Excavation (1/5/2017 - 31/8/2017) Ref: 0212330_Impact AQM graphs_August 2017_REV a.xlsx



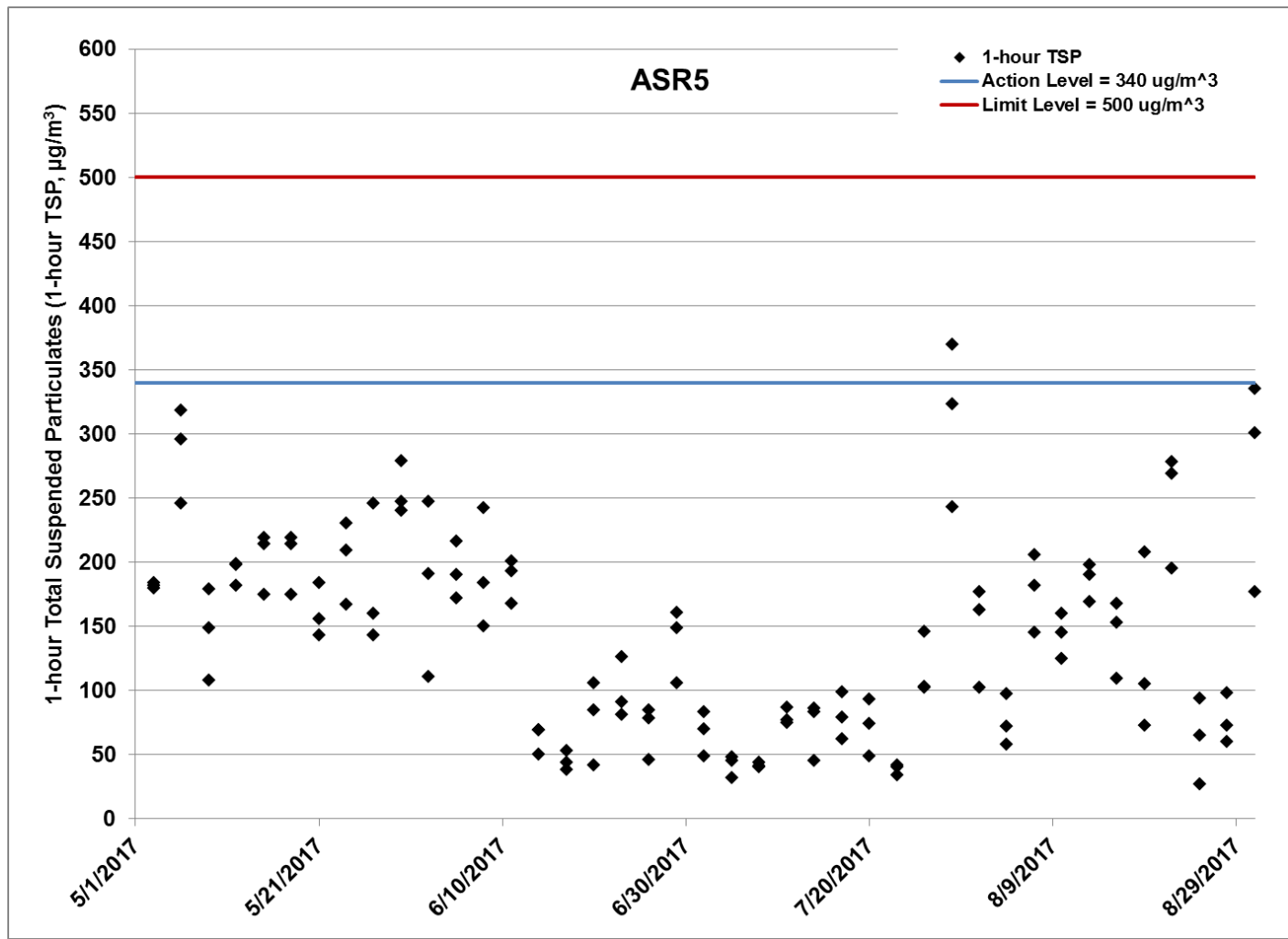


Figure G.4 Impact Monitoring - 1-hour Total Suspended Particulates ($\mu\text{g}/\text{m}^3$) at ASR5 between 1 May 2017 and 31 August 2017 during impact monitoring period. The weather conditions during the monitoring period varied from sunny to cloudy. Major land-based construction activities included: Box Culvert Extension, Construction of North Ventilation Building and Bulk Excavation (1/5/2017 - 31/8/2017) Ref: 0212330_Impact AQM graphs_August 2017_REV a.xlsx



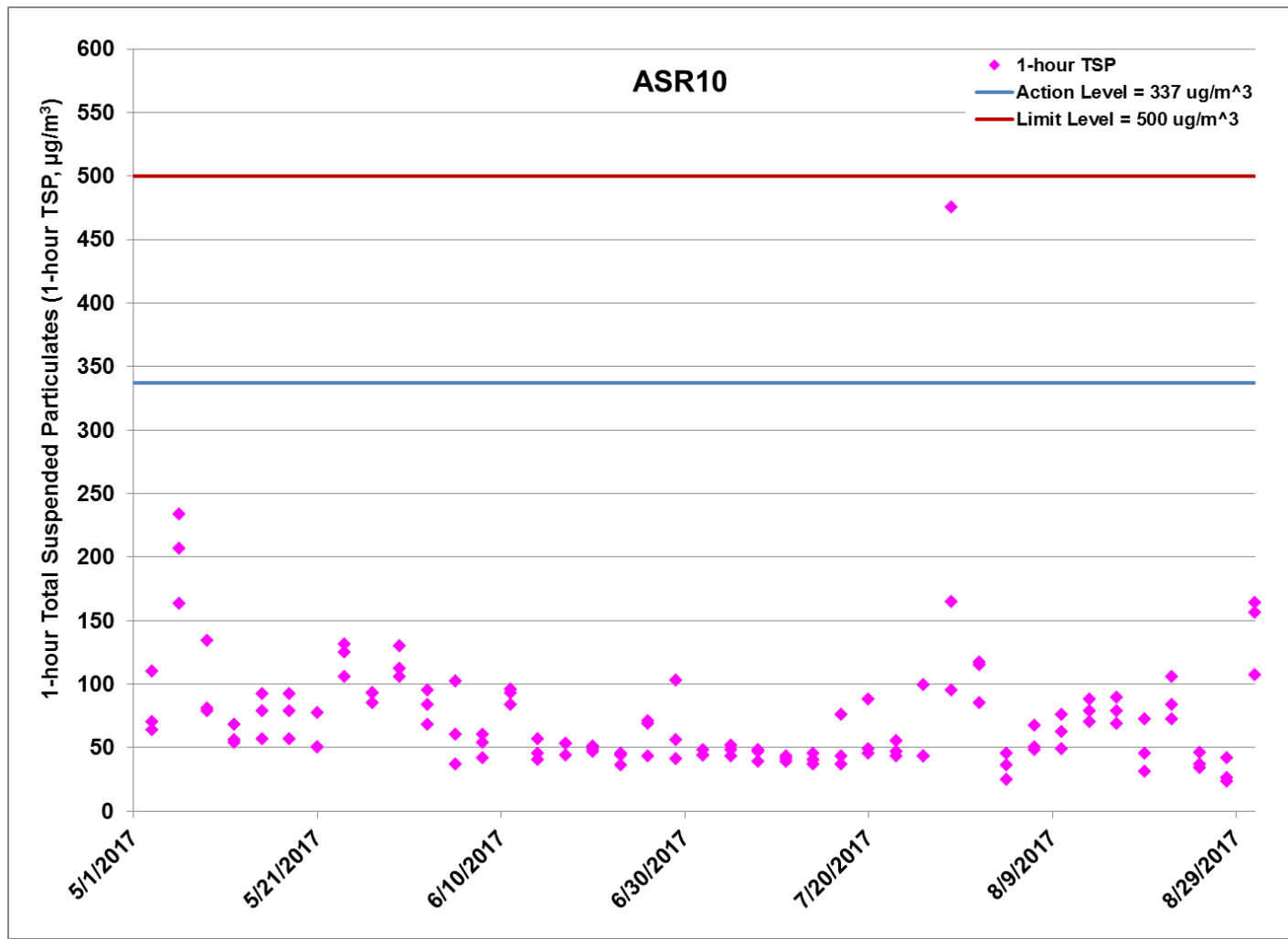


Figure G.5 Impact Monitoring - 1-hour Total Suspended Particulates ($\mu\text{g}/\text{m}^3$) at ASR10 between 1 May 2017 and 31 August 2017 during impact monitoring period. The weather conditions during the monitoring period varied from sunny to cloudy. Major land-based construction activities included: Box Culvert Extension, Construction of North Ventilation Building and Bulk Excavation (1/5/2017 - 31/8/2017) Ref: 0212330_Impact AQM graphs_August 2017_REV a.xlsx



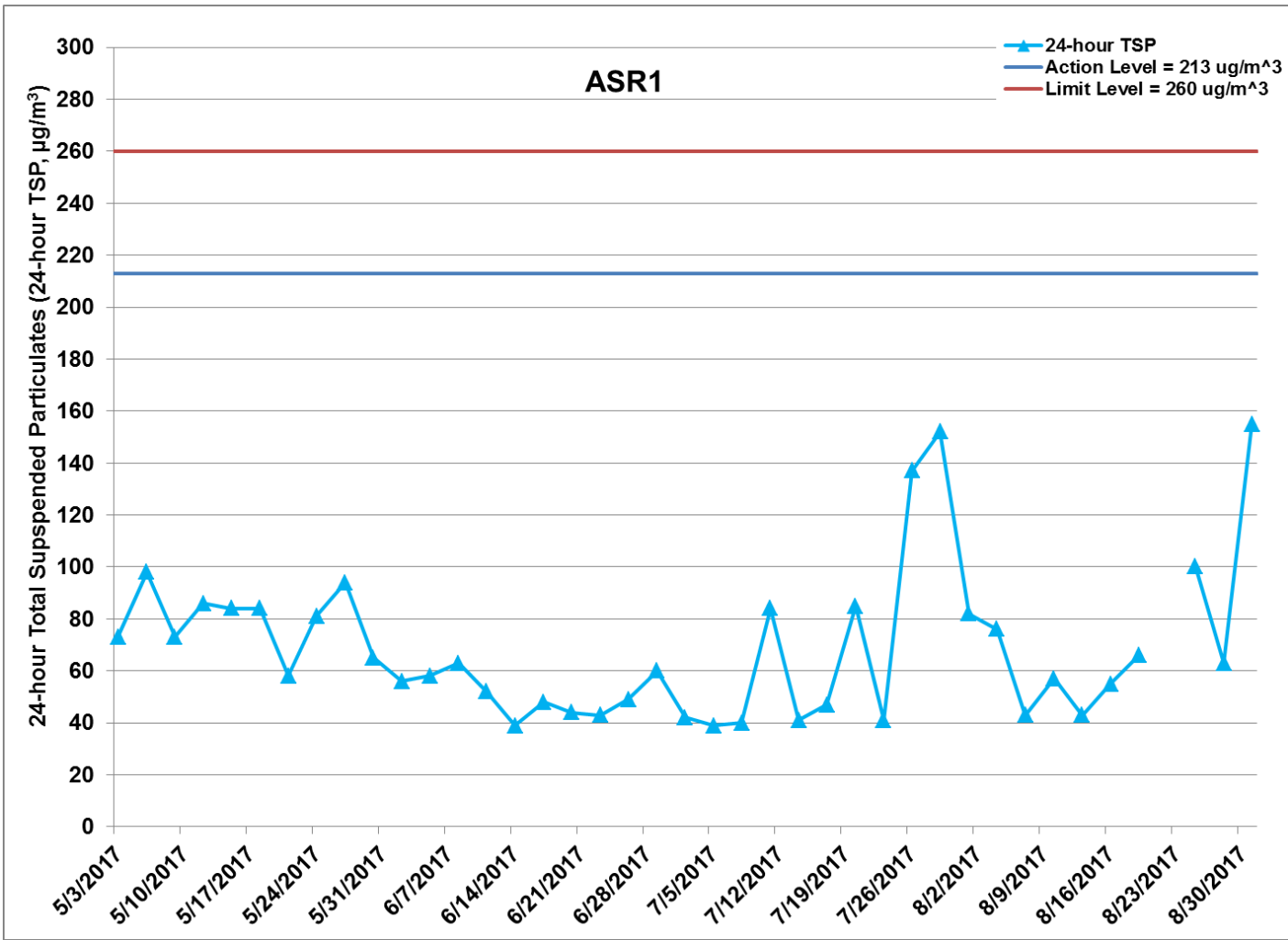


Figure G.6 Impact Monitoring - 24-hour Total Suspended Particulates ($\mu\text{g}/\text{m}^3$) at ASR1 between 1 May 2017 and 31 August 2017 during impact monitoring period. The weather conditions during the monitoring period varied from sunny to cloudy. Major land-based construction activities included: Box Culvert Extension, Construction of North Ventilation Building and Bulk Excavation (1/5/2017 - 31/8/2017) Ref: 0212330_Impact AQM graphs_August 2017_REV a.xlsx

Remarks: 24-hour TSP monitoring was cancelled on 22 August 2017 due to adverse weather.



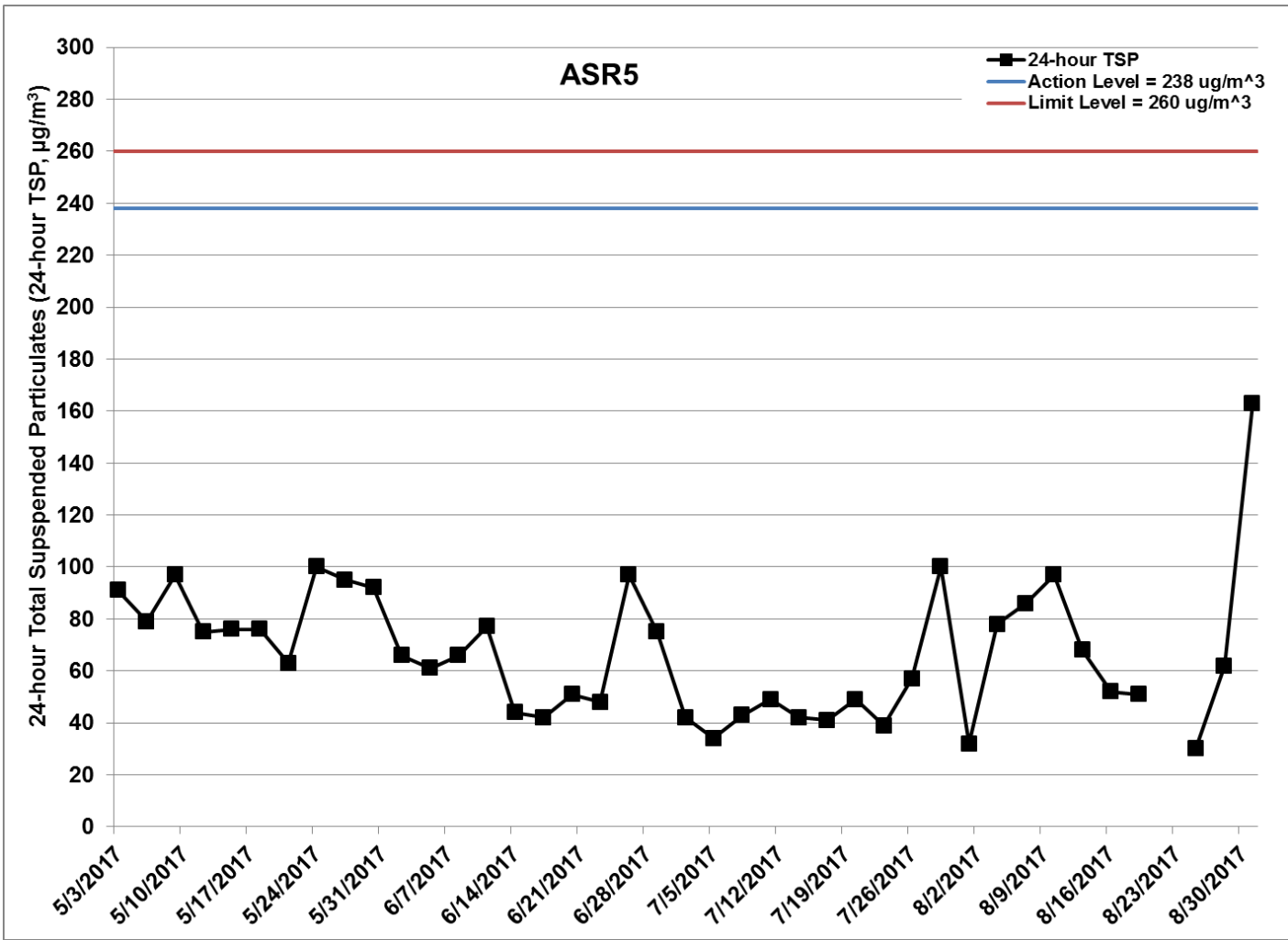


Figure G.7 Impact Monitoring - 24-hour Total Suspended Particulates ($\mu\text{g}/\text{m}^3$) at ASR5 between 1 May 2017 and 31 August 2017 during impact monitoring period. The weather conditions during the monitoring period varied from sunny to cloudy. Major land-based construction activities included: Box Culvert Extension, Construction of North Ventilation Building and Bulk Excavation (1/5/2017 - 31/8/2017) Ref: 0212330_Impact AQM graphs_August 2017_REV a.xlsx

Remarks: 24-hour TSP monitoring was cancelled on 22 August 2017 due to adverse weather.



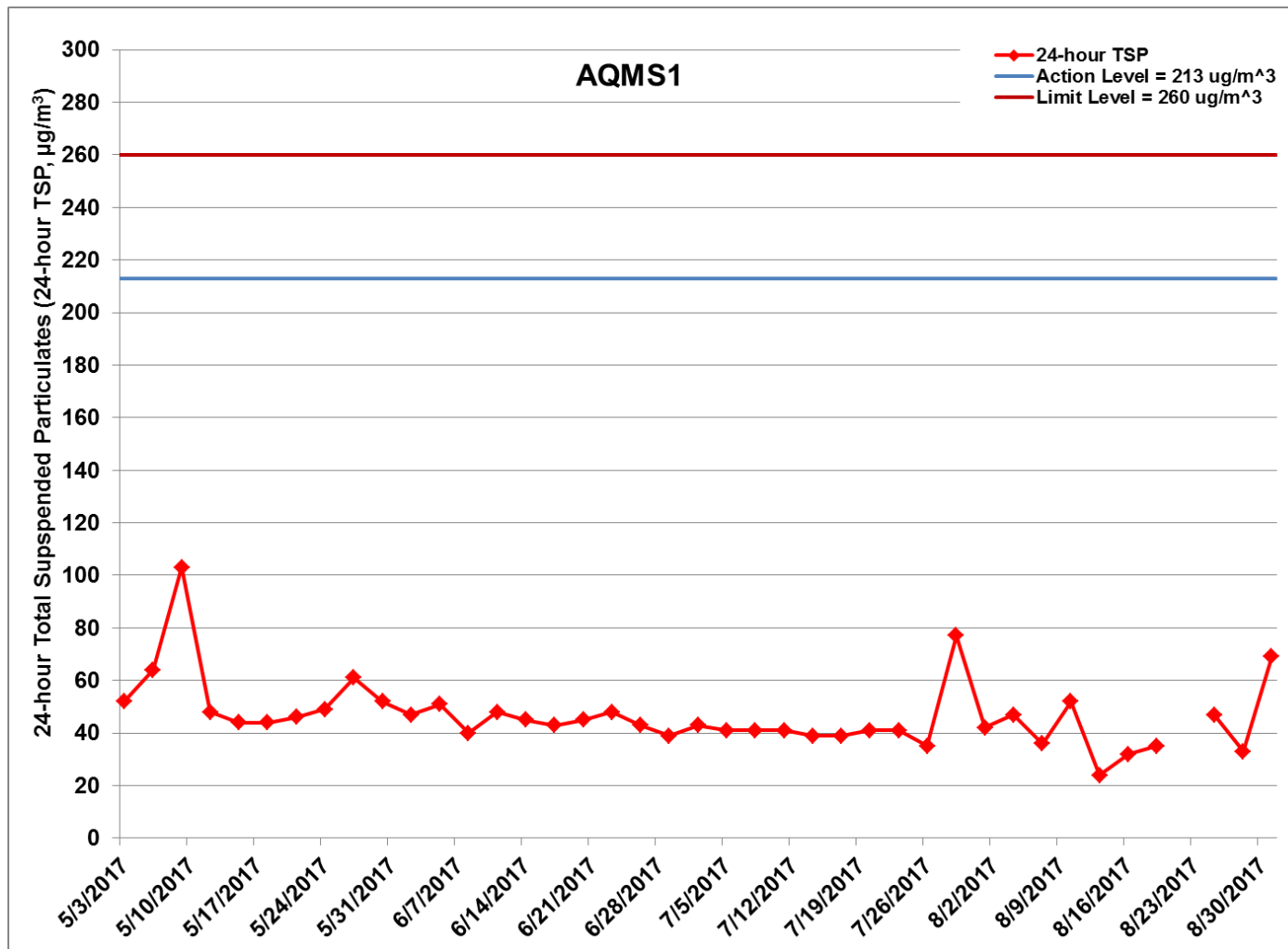


Figure G.8 Impact Monitoring - 24-hour Total Suspended Particulates ($\mu\text{g}/\text{m}^3$) at AQMS1 between 1 May 2017 and 31 August 2017 during impact monitoring period. The weather conditions during the monitoring period varied from sunny to cloudy. Major land-based construction activities included: Box Culvert Extension, Construction of North Ventilation Building and Bulk Excavation (1/5/2017 - 31/8/2017) Ref: 0212330_Impact AQM graphs_August 2017_REV a.xlsx

Remarks: 24-hour TSP monitoring was cancelled on 22 August 2017 due to adverse weather.



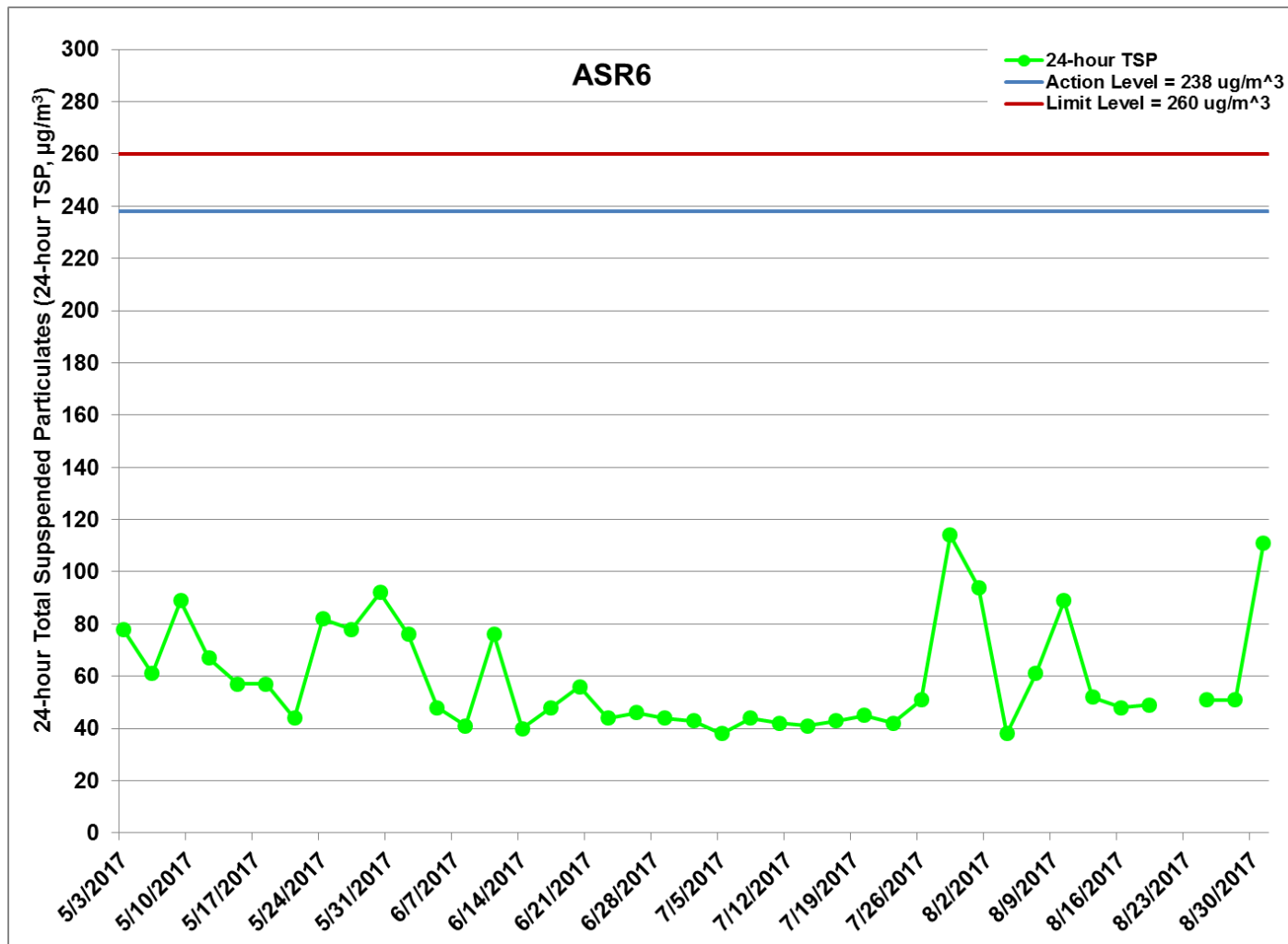


Figure G.9 Impact Monitoring - 24-hour Total Suspended Particulates ($\mu\text{g}/\text{m}^3$) at ASR6 between 1 May 2017 and 31 August 2017 during impact monitoring period. The weather conditions during the monitoring period varied from sunny to cloudy. Major land-based construction activities included: Box Culvert Extension, Construction of North Ventilation Building and Bulk Excavation (1/5/2017 - 31/8/2017) Ref: 0212330_Impact AQM graphs_August 2017_REV a.xlsx

Remarks: 24-hour TSP monitoring was cancelled on 22 August 2017 due to adverse weather.



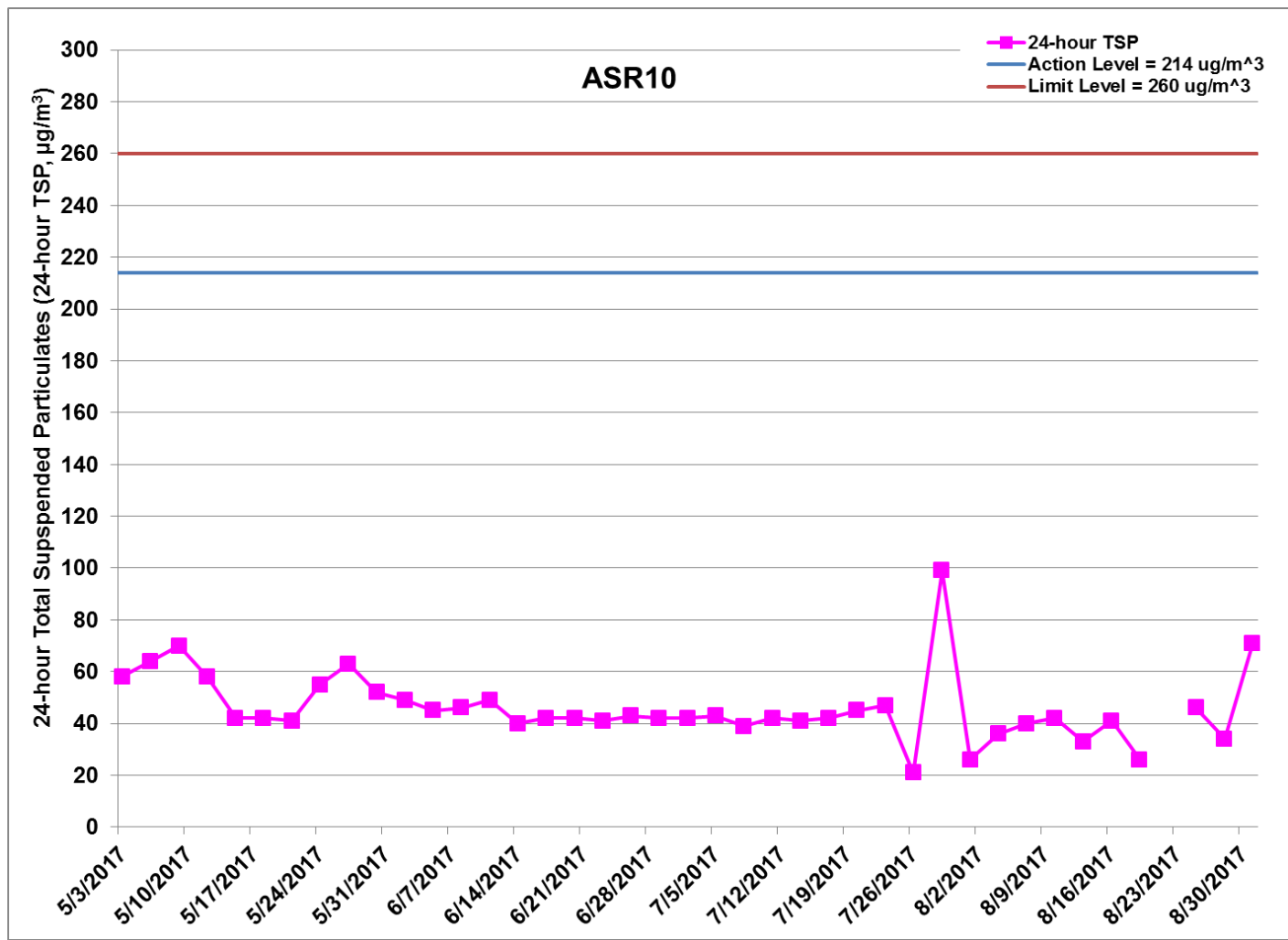


Figure G.10 Impact Monitoring – 24-hour Total Suspended Particulates ($\mu\text{g}/\text{m}^3$) at ASR10 between 1 May 2017 and 31 August 2017 during impact monitoring period. The weather conditions during the monitoring period varied from sunny to cloudy. Major land-based construction activities included: Box Culvert Extension, Construction of North Ventilation Building and Bulk Excavation (1/5/2017 – 31/8/2017) Ref: 0212330_Impact AQM graphs_August 2017_REV a.xlsx

Remarks: 24-hour TSP monitoring was cancelled on 22 August 2017 due to adverse weather.



Project	Works	Date	Station	Weather	Start time	Parameters	Results	units
TMCLKL	HY/2012/08	2017-08-01	AQMS1	Sunny	14:03	1-hour TSP	79	ug/m3
TMCLKL	HY/2012/08	2017-08-01	AQMS1	Sunny	15:05	1-hour TSP	118	ug/m3
TMCLKL	HY/2012/08	2017-08-01	AQMS1	Sunny	16:07	1-hour TSP	92	ug/m3
TMCLKL	HY/2012/08	2017-08-01	ASR1	Sunny	13:51	1-hour TSP	91	ug/m3
TMCLKL	HY/2012/08	2017-08-01	ASR1	Sunny	14:53	1-hour TSP	51	ug/m3
TMCLKL	HY/2012/08	2017-08-01	ASR1	Sunny	15:55	1-hour TSP	81	ug/m3
TMCLKL	HY/2012/08	2017-08-01	ASR10	Sunny	13:18	1-hour TSP	117	ug/m3
TMCLKL	HY/2012/08	2017-08-01	ASR10	Sunny	14:20	1-hour TSP	85	ug/m3
TMCLKL	HY/2012/08	2017-08-01	ASR10	Sunny	15:22	1-hour TSP	115	ug/m3
TMCLKL	HY/2012/08	2017-08-01	ASR5	Sunny	13:41	1-hour TSP	163	ug/m3
TMCLKL	HY/2012/08	2017-08-01	ASR5	Sunny	14:43	1-hour TSP	177	ug/m3
TMCLKL	HY/2012/08	2017-08-01	ASR5	Sunny	15:45	1-hour TSP	102	ug/m3
TMCLKL	HY/2012/08	2017-08-01	ASR6	Sunny	13:30	1-hour TSP	105	ug/m3
TMCLKL	HY/2012/08	2017-08-01	ASR6	Sunny	14:32	1-hour TSP	143	ug/m3
TMCLKL	HY/2012/08	2017-08-01	ASR6	Sunny	15:34	1-hour TSP	115	ug/m3
TMCLKL	HY/2012/08	2017-08-04	AQMS1	Cloudy	12:40	1-hour TSP	73	ug/m3
TMCLKL	HY/2012/08	2017-08-04	AQMS1	Cloudy	14:03	1-hour TSP	55	ug/m3
TMCLKL	HY/2012/08	2017-08-04	AQMS1	Cloudy	15:08	1-hour TSP	71	ug/m3
TMCLKL	HY/2012/08	2017-08-04	ASR1	Cloudy	13:25	1-hour TSP	56	ug/m3
TMCLKL	HY/2012/08	2017-08-04	ASR1	Cloudy	14:56	1-hour TSP	48	ug/m3
TMCLKL	HY/2012/08	2017-08-04	ASR1	Cloudy	16:00	1-hour TSP	65	ug/m3
TMCLKL	HY/2012/08	2017-08-04	ASR10	Cloudy	12:50	1-hour TSP	45	ug/m3
TMCLKL	HY/2012/08	2017-08-04	ASR10	Cloudy	14:19	1-hour TSP	36	ug/m3
TMCLKL	HY/2012/08	2017-08-04	ASR10	Cloudy	15:22	1-hour TSP	25	ug/m3
TMCLKL	HY/2012/08	2017-08-04	ASR5	Cloudy	13:13	1-hour TSP	97	ug/m3
TMCLKL	HY/2012/08	2017-08-04	ASR5	Cloudy	14:45	1-hour TSP	72	ug/m3
TMCLKL	HY/2012/08	2017-08-04	ASR5	Cloudy	15:48	1-hour TSP	58	ug/m3
TMCLKL	HY/2012/08	2017-08-04	ASR6	Cloudy	13:02	1-hour TSP	47	ug/m3
TMCLKL	HY/2012/08	2017-08-04	ASR6	Cloudy	14:33	1-hour TSP	80	ug/m3
TMCLKL	HY/2012/08	2017-08-04	ASR6	Cloudy	15:35	1-hour TSP	56	ug/m3

Project	Works	Date	Station	Weather	Start time	Parameters	Results	units
TMCLKL	HY/2012/08	2017-08-07	AQMS1	Sunny	13:49	1-hour TSP	115	ug/m3
TMCLKL	HY/2012/08	2017-08-07	AQMS1	Sunny	14:51	1-hour TSP	61	ug/m3
TMCLKL	HY/2012/08	2017-08-07	AQMS1	Sunny	15:53	1-hour TSP	59	ug/m3
TMCLKL	HY/2012/08	2017-08-07	ASR1	Sunny	13:36	1-hour TSP	136	ug/m3
TMCLKL	HY/2012/08	2017-08-07	ASR1	Sunny	14:38	1-hour TSP	56	ug/m3
TMCLKL	HY/2012/08	2017-08-07	ASR1	Sunny	15:40	1-hour TSP	68	ug/m3
TMCLKL	HY/2012/08	2017-08-07	ASR10	Sunny	13:02	1-hour TSP	48	ug/m3
TMCLKL	HY/2012/08	2017-08-07	ASR10	Sunny	14:04	1-hour TSP	50	ug/m3
TMCLKL	HY/2012/08	2017-08-07	ASR10	Sunny	15:06	1-hour TSP	67	ug/m3
TMCLKL	HY/2012/08	2017-08-07	ASR5	Sunny	13:24	1-hour TSP	206	ug/m3
TMCLKL	HY/2012/08	2017-08-07	ASR5	Sunny	14:26	1-hour TSP	182	ug/m3
TMCLKL	HY/2012/08	2017-08-07	ASR5	Sunny	15:28	1-hour TSP	145	ug/m3
TMCLKL	HY/2012/08	2017-08-07	ASR6	Sunny	13:14	1-hour TSP	146	ug/m3
TMCLKL	HY/2012/08	2017-08-07	ASR6	Sunny	14:16	1-hour TSP	193	ug/m3
TMCLKL	HY/2012/08	2017-08-07	ASR6	Sunny	15:18	1-hour TSP	77	ug/m3
TMCLKL	HY/2012/08	2017-08-10	AQMS1	Sunny	14:27	1-hour TSP	66	ug/m3
TMCLKL	HY/2012/08	2017-08-10	AQMS1	Sunny	15:29	1-hour TSP	62	ug/m3
TMCLKL	HY/2012/08	2017-08-10	AQMS1	Sunny	16:31	1-hour TSP	55	ug/m3
TMCLKL	HY/2012/08	2017-08-10	ASR1	Sunny	14:15	1-hour TSP	117	ug/m3
TMCLKL	HY/2012/08	2017-08-10	ASR1	Sunny	15:17	1-hour TSP	101	ug/m3
TMCLKL	HY/2012/08	2017-08-10	ASR1	Sunny	16:19	1-hour TSP	116	ug/m3
TMCLKL	HY/2012/08	2017-08-10	ASR10	Sunny	13:41	1-hour TSP	49	ug/m3
TMCLKL	HY/2012/08	2017-08-10	ASR10	Sunny	14:43	1-hour TSP	62	ug/m3
TMCLKL	HY/2012/08	2017-08-10	ASR10	Sunny	15:45	1-hour TSP	76	ug/m3
TMCLKL	HY/2012/08	2017-08-10	ASR5	Sunny	14:04	1-hour TSP	145	ug/m3
TMCLKL	HY/2012/08	2017-08-10	ASR5	Sunny	15:06	1-hour TSP	160	ug/m3
TMCLKL	HY/2012/08	2017-08-10	ASR5	Sunny	16:08	1-hour TSP	125	ug/m3
TMCLKL	HY/2012/08	2017-08-10	ASR6	Sunny	13:52	1-hour TSP	143	ug/m3
TMCLKL	HY/2012/08	2017-08-10	ASR6	Sunny	14:54	1-hour TSP	114	ug/m3
TMCLKL	HY/2012/08	2017-08-10	ASR6	Sunny	15:56	1-hour TSP	123	ug/m3

Project	Works	Date	Station	Weather	Start time	Parameters	Results	units
TMCLKL	HY/2012/08	2017-08-13	AQMS1	Sunny	09:57	1-hour TSP	57	ug/m3
TMCLKL	HY/2012/08	2017-08-13	AQMS1	Sunny	10:59	1-hour TSP	53	ug/m3
TMCLKL	HY/2012/08	2017-08-13	AQMS1	Sunny	12:01	1-hour TSP	51	ug/m3
TMCLKL	HY/2012/08	2017-08-13	ASR1	Sunny	09:46	1-hour TSP	87	ug/m3
TMCLKL	HY/2012/08	2017-08-13	ASR1	Sunny	10:48	1-hour TSP	80	ug/m3
TMCLKL	HY/2012/08	2017-08-13	ASR1	Sunny	11:50	1-hour TSP	75	ug/m3
TMCLKL	HY/2012/08	2017-08-13	ASR10	Sunny	09:12	1-hour TSP	70	ug/m3
TMCLKL	HY/2012/08	2017-08-13	ASR10	Sunny	10:14	1-hour TSP	79	ug/m3
TMCLKL	HY/2012/08	2017-08-13	ASR10	Sunny	11:16	1-hour TSP	88	ug/m3
TMCLKL	HY/2012/08	2017-08-13	ASR5	Sunny	09:35	1-hour TSP	190	ug/m3
TMCLKL	HY/2012/08	2017-08-13	ASR5	Sunny	10:37	1-hour TSP	169	ug/m3
TMCLKL	HY/2012/08	2017-08-13	ASR5	Sunny	11:39	1-hour TSP	198	ug/m3
TMCLKL	HY/2012/08	2017-08-13	ASR6	Sunny	09:24	1-hour TSP	150	ug/m3
TMCLKL	HY/2012/08	2017-08-13	ASR6	Sunny	10:26	1-hour TSP	102	ug/m3
TMCLKL	HY/2012/08	2017-08-13	ASR6	Sunny	11:28	1-hour TSP	131	ug/m3
TMCLKL	HY/2012/08	2017-08-16	AQMS1	Sunny	14:24	1-hour TSP	74	ug/m3
TMCLKL	HY/2012/08	2017-08-16	AQMS1	Sunny	15:26	1-hour TSP	64	ug/m3
TMCLKL	HY/2012/08	2017-08-16	AQMS1	Sunny	16:28	1-hour TSP	61	ug/m3
TMCLKL	HY/2012/08	2017-08-16	ASR1	Sunny	14:12	1-hour TSP	91	ug/m3
TMCLKL	HY/2012/08	2017-08-16	ASR1	Sunny	15:14	1-hour TSP	96	ug/m3
TMCLKL	HY/2012/08	2017-08-16	ASR1	Sunny	16:16	1-hour TSP	83	ug/m3
TMCLKL	HY/2012/08	2017-08-16	ASR10	Sunny	13:38	1-hour TSP	89	ug/m3
TMCLKL	HY/2012/08	2017-08-16	ASR10	Sunny	14:40	1-hour TSP	79	ug/m3
TMCLKL	HY/2012/08	2017-08-16	ASR10	Sunny	15:42	1-hour TSP	69	ug/m3
TMCLKL	HY/2012/08	2017-08-16	ASR5	Sunny	14:01	1-hour TSP	168	ug/m3
TMCLKL	HY/2012/08	2017-08-16	ASR5	Sunny	15:03	1-hour TSP	153	ug/m3
TMCLKL	HY/2012/08	2017-08-16	ASR5	Sunny	16:05	1-hour TSP	109	ug/m3
TMCLKL	HY/2012/08	2017-08-16	ASR6	Sunny	13:49	1-hour TSP	122	ug/m3
TMCLKL	HY/2012/08	2017-08-16	ASR6	Sunny	14:51	1-hour TSP	93	ug/m3
TMCLKL	HY/2012/08	2017-08-16	ASR6	Sunny	15:53	1-hour TSP	72	ug/m3

Project	Works	Date	Station	Weather	Start time	Parameters	Results	units
TMCLKL	HY/2012/08	2017-08-19	AQMS1	Sunny	10:03	1-hour TSP	10	ug/m3
TMCLKL	HY/2012/08	2017-08-19	AQMS1	Sunny	11:05	1-hour TSP	115	ug/m3
TMCLKL	HY/2012/08	2017-08-19	AQMS1	Sunny	12:07	1-hour TSP	75	ug/m3
TMCLKL	HY/2012/08	2017-08-19	ASR1	Sunny	09:52	1-hour TSP	61	ug/m3
TMCLKL	HY/2012/08	2017-08-19	ASR1	Sunny	10:54	1-hour TSP	115	ug/m3
TMCLKL	HY/2012/08	2017-08-19	ASR1	Sunny	11:56	1-hour TSP	57	ug/m3
TMCLKL	HY/2012/08	2017-08-19	ASR10	Sunny	09:17	1-hour TSP	31	ug/m3
TMCLKL	HY/2012/08	2017-08-19	ASR10	Sunny	10:19	1-hour TSP	45	ug/m3
TMCLKL	HY/2012/08	2017-08-19	ASR10	Sunny	11:21	1-hour TSP	72	ug/m3
TMCLKL	HY/2012/08	2017-08-19	ASR5	Sunny	09:40	1-hour TSP	105	ug/m3
TMCLKL	HY/2012/08	2017-08-19	ASR5	Sunny	10:42	1-hour TSP	208	ug/m3
TMCLKL	HY/2012/08	2017-08-19	ASR5	Sunny	11:44	1-hour TSP	73	ug/m3
TMCLKL	HY/2012/08	2017-08-19	ASR6	Sunny	09:29	1-hour TSP	89	ug/m3
TMCLKL	HY/2012/08	2017-08-19	ASR6	Sunny	10:31	1-hour TSP	139	ug/m3
TMCLKL	HY/2012/08	2017-08-19	ASR6	Sunny	11:33	1-hour TSP	43	ug/m3
TMCLKL	HY/2012/08	2017-08-22	AQMS1	Sunny	14:14	1-hour TSP	176	ug/m3
TMCLKL	HY/2012/08	2017-08-22	AQMS1	Sunny	15:16	1-hour TSP	202	ug/m3
TMCLKL	HY/2012/08	2017-08-22	AQMS1	Rainy	16:18	1-hour TSP	88	ug/m3
TMCLKL	HY/2012/08	2017-08-22	ASR1	Sunny	14:03	1-hour TSP	155	ug/m3
TMCLKL	HY/2012/08	2017-08-22	ASR1	Sunny	15:05	1-hour TSP	360	ug/m3
TMCLKL	HY/2012/08	2017-08-22	ASR1	Rainy	16:07	1-hour TSP	331	ug/m3
TMCLKL	HY/2012/08	2017-08-22	ASR10	Sunny	13:29	1-hour TSP	84	ug/m3
TMCLKL	HY/2012/08	2017-08-22	ASR10	Sunny	14:31	1-hour TSP	106	ug/m3
TMCLKL	HY/2012/08	2017-08-22	ASR10	Rainy	15:33	1-hour TSP	72	ug/m3
TMCLKL	HY/2012/08	2017-08-22	ASR5	Sunny	13:52	1-hour TSP	195	ug/m3
TMCLKL	HY/2012/08	2017-08-22	ASR5	Sunny	14:54	1-hour TSP	269	ug/m3
TMCLKL	HY/2012/08	2017-08-22	ASR5	Rainy	15:56	1-hour TSP	278	ug/m3
TMCLKL	HY/2012/08	2017-08-22	ASR6	Sunny	13:40	1-hour TSP	181	ug/m3
TMCLKL	HY/2012/08	2017-08-22	ASR6	Sunny	14:42	1-hour TSP	247	ug/m3
TMCLKL	HY/2012/08	2017-08-22	ASR6	Rainy	15:44	1-hour TSP	290	ug/m3

Project	Works	Date	Station	Weather	Start time	Parameters	Results	units
TMCLKL	HY/2012/08	2017-08-25	AQMS1	Sunny	09:39	1-hour TSP	64	ug/m3
TMCLKL	HY/2012/08	2017-08-25	AQMS1	Sunny	10:41	1-hour TSP	65	ug/m3
TMCLKL	HY/2012/08	2017-08-25	AQMS1	Sunny	11:43	1-hour TSP	50	ug/m3
TMCLKL	HY/2012/08	2017-08-25	ASR1	Sunny	09:28	1-hour TSP	79	ug/m3
TMCLKL	HY/2012/08	2017-08-25	ASR1	Sunny	10:30	1-hour TSP	121	ug/m3
TMCLKL	HY/2012/08	2017-08-25	ASR1	Sunny	11:32	1-hour TSP	80	ug/m3
TMCLKL	HY/2012/08	2017-08-25	ASR10	Sunny	08:54	1-hour TSP	34	ug/m3
TMCLKL	HY/2012/08	2017-08-25	ASR10	Sunny	09:56	1-hour TSP	46	ug/m3
TMCLKL	HY/2012/08	2017-08-25	ASR10	Sunny	10:58	1-hour TSP	37	ug/m3
TMCLKL	HY/2012/08	2017-08-25	ASR5	Sunny	09:16	1-hour TSP	27	ug/m3
TMCLKL	HY/2012/08	2017-08-25	ASR5	Sunny	10:18	1-hour TSP	65	ug/m3
TMCLKL	HY/2012/08	2017-08-25	ASR5	Sunny	11:20	1-hour TSP	94	ug/m3
TMCLKL	HY/2012/08	2017-08-25	ASR6	Sunny	09:05	1-hour TSP	68	ug/m3
TMCLKL	HY/2012/08	2017-08-25	ASR6	Sunny	10:07	1-hour TSP	45	ug/m3
TMCLKL	HY/2012/08	2017-08-25	ASR6	Sunny	11:09	1-hour TSP	72	ug/m3
TMCLKL	HY/2012/08	2017-08-28	AQMS1	Cloudy	14:22	1-hour TSP	38	ug/m3
TMCLKL	HY/2012/08	2017-08-28	AQMS1	Cloudy	15:24	1-hour TSP	55	ug/m3
TMCLKL	HY/2012/08	2017-08-28	AQMS1	Cloudy	16:26	1-hour TSP	33	ug/m3
TMCLKL	HY/2012/08	2017-08-28	ASR1	Cloudy	14:10	1-hour TSP	43	ug/m3
TMCLKL	HY/2012/08	2017-08-28	ASR1	Cloudy	15:12	1-hour TSP	52	ug/m3
TMCLKL	HY/2012/08	2017-08-28	ASR1	Cloudy	16:14	1-hour TSP	43	ug/m3
TMCLKL	HY/2012/08	2017-08-28	ASR10	Cloudy	13:55	1-hour TSP	23	ug/m3
TMCLKL	HY/2012/08	2017-08-28	ASR10	Cloudy	14:37	1-hour TSP	26	ug/m3
TMCLKL	HY/2012/08	2017-08-28	ASR10	Cloudy	15:39	1-hour TSP	42	ug/m3
TMCLKL	HY/2012/08	2017-08-28	ASR5	Cloudy	13:58	1-hour TSP	98	ug/m3
TMCLKL	HY/2012/08	2017-08-28	ASR5	Cloudy	15:00	1-hour TSP	60	ug/m3
TMCLKL	HY/2012/08	2017-08-28	ASR5	Cloudy	16:02	1-hour TSP	73	ug/m3
TMCLKL	HY/2012/08	2017-08-28	ASR6	Cloudy	13:47	1-hour TSP	47	ug/m3
TMCLKL	HY/2012/08	2017-08-28	ASR6	Cloudy	14:49	1-hour TSP	30	ug/m3
TMCLKL	HY/2012/08	2017-08-28	ASR6	Cloudy	15:51	1-hour TSP	73	ug/m3

Project	Works	Date	Station	Weather	Start time	Parameters	Results	units
TMCLKL	HY/2012/08	2017-08-31	AQMS1	Sunny	13:39	1-hour TSP	106	ug/m3
TMCLKL	HY/2012/08	2017-08-31	AQMS1	Sunny	14:41	1-hour TSP	174	ug/m3
TMCLKL	HY/2012/08	2017-08-31	AQMS1	Sunny	15:43	1-hour TSP	188	ug/m3
TMCLKL	HY/2012/08	2017-08-31	ASR1	Sunny	13:28	1-hour TSP	305	ug/m3
TMCLKL	HY/2012/08	2017-08-31	ASR1	Sunny	14:30	1-hour TSP	197	ug/m3
TMCLKL	HY/2012/08	2017-08-31	ASR1	Sunny	15:32	1-hour TSP	224	ug/m3
TMCLKL	HY/2012/08	2017-08-31	ASR10	Sunny	12:54	1-hour TSP	107	ug/m3
TMCLKL	HY/2012/08	2017-08-31	ASR10	Sunny	13:56	1-hour TSP	164	ug/m3
TMCLKL	HY/2012/08	2017-08-31	ASR10	Sunny	14:58	1-hour TSP	156	ug/m3
TMCLKL	HY/2012/08	2017-08-31	ASR5	Sunny	13:17	1-hour TSP	301	ug/m3
TMCLKL	HY/2012/08	2017-08-31	ASR5	Sunny	14:19	1-hour TSP	335	ug/m3
TMCLKL	HY/2012/08	2017-08-31	ASR5	Sunny	15:21	1-hour TSP	177	ug/m3
TMCLKL	HY/2012/08	2017-08-31	ASR6	Sunny	13:05	1-hour TSP	211	ug/m3
TMCLKL	HY/2012/08	2017-08-31	ASR6	Sunny	14:07	1-hour TSP	255	ug/m3
TMCLKL	HY/2012/08	2017-08-31	ASR6	Sunny	15:09	1-hour TSP	264	ug/m3
TMCLKL	HY/2012/08	2017-08-01	AQMS1	Sunny	17:09	24-hour TSP	42	ug/m3
TMCLKL	HY/2012/08	2017-08-01	ASR1	Sunny	16:57	24-hour TSP	82	ug/m3
TMCLKL	HY/2012/08	2017-08-01	ASR10	Sunny	16:24	24-hour TSP	26	ug/m3
TMCLKL	HY/2012/08	2017-08-01	ASR5	Sunny	16:47	24-hour TSP	32	ug/m3
TMCLKL	HY/2012/08	2017-08-01	ASR6	Sunny	16:36	24-hour TSP	94	ug/m3
TMCLKL	HY/2012/08	2017-08-04	AQMS1	Cloudy	16:10	24-hour TSP	47	ug/m3
TMCLKL	HY/2012/08	2017-08-04	ASR1	Cloudy	17:03	24-hour TSP	76	ug/m3
TMCLKL	HY/2012/08	2017-08-04	ASR10	Cloudy	16:24	24-hour TSP	36	ug/m3
TMCLKL	HY/2012/08	2017-08-04	ASR5	Cloudy	16:50	24-hour TSP	78	ug/m3
TMCLKL	HY/2012/08	2017-08-04	ASR6	Cloudy	16:37	24-hour TSP	38	ug/m3
TMCLKL	HY/2012/08	2017-08-07	AQMS1	Sunny	16:55	24-hour TSP	36	ug/m3
TMCLKL	HY/2012/08	2017-08-07	ASR1	Sunny	16:42	24-hour TSP	43	ug/m3
TMCLKL	HY/2012/08	2017-08-07	ASR10	Sunny	16:08	24-hour TSP	40	ug/m3
TMCLKL	HY/2012/08	2017-08-07	ASR5	Sunny	16:30	24-hour TSP	86	ug/m3
TMCLKL	HY/2012/08	2017-08-07	ASR6	Sunny	16:20	24-hour TSP	61	ug/m3

Project	Works	Date	Station	Weather	Start time	Parameters	Results	units
TMCLKL	HY/2012/08	2017-08-10	AQMS1	Sunny	17:33	24-hour TSP	52	ug/m3
TMCLKL	HY/2012/08	2017-08-10	ASR1	Sunny	17:21	24-hour TSP	57	ug/m3
TMCLKL	HY/2012/08	2017-08-10	ASR10	Sunny	16:47	24-hour TSP	42	ug/m3
TMCLKL	HY/2012/08	2017-08-10	ASR5	Sunny	17:10	24-hour TSP	97	ug/m3
TMCLKL	HY/2012/08	2017-08-10	ASR6	Sunny	16:58	24-hour TSP	89	ug/m3
TMCLKL	HY/2012/08	2017-08-13	AQMS1	Sunny	13:03	24-hour TSP	24	ug/m3
TMCLKL	HY/2012/08	2017-08-13	ASR1	Sunny	12:52	24-hour TSP	43	ug/m3
TMCLKL	HY/2012/08	2017-08-13	ASR10	Sunny	12:18	24-hour TSP	33	ug/m3
TMCLKL	HY/2012/08	2017-08-13	ASR5	Sunny	12:41	24-hour TSP	68	ug/m3
TMCLKL	HY/2012/08	2017-08-13	ASR6	Sunny	12:30	24-hour TSP	52	ug/m3
TMCLKL	HY/2012/08	2017-08-16	AQMS1	Sunny	17:30	24-hour TSP	32	ug/m3
TMCLKL	HY/2012/08	2017-08-16	ASR1	Sunny	17:18	24-hour TSP	55	ug/m3
TMCLKL	HY/2012/08	2017-08-16	ASR10	Sunny	16:44	24-hour TSP	41	ug/m3
TMCLKL	HY/2012/08	2017-08-16	ASR5	Sunny	17:07	24-hour TSP	52	ug/m3
TMCLKL	HY/2012/08	2017-08-16	ASR6	Sunny	16:55	24-hour TSP	48	ug/m3
TMCLKL	HY/2012/08	2017-08-19	AQMS1	Sunny	13:09	24-hour TSP	35	ug/m3
TMCLKL	HY/2012/08	2017-08-19	ASR1	Sunny	12:58	24-hour TSP	66	ug/m3
TMCLKL	HY/2012/08	2017-08-19	ASR10	Sunny	12:23	24-hour TSP	26	ug/m3
TMCLKL	HY/2012/08	2017-08-19	ASR5	Sunny	12:46	24-hour TSP	51	ug/m3
TMCLKL	HY/2012/08	2017-08-19	ASR6	Sunny	12:35	24-hour TSP	49	ug/m3
TMCLKL	HY/2012/08	2017-08-22	AQMS1	Rainy		24-hour TSP		ug/m3
TMCLKL	HY/2012/08	2017-08-22	ASR1	Rainy		24-hour TSP		ug/m3
TMCLKL	HY/2012/08	2017-08-22	ASR10	Rainy		24-hour TSP		ug/m3
TMCLKL	HY/2012/08	2017-08-22	ASR5	Rainy		24-hour TSP		ug/m3
TMCLKL	HY/2012/08	2017-08-22	ASR6	Rainy		24-hour TSP		ug/m3
TMCLKL	HY/2012/08	2017-08-25	AQMS1	Sunny	12:45	24-hour TSP	47	ug/m3
TMCLKL	HY/2012/08	2017-08-25	ASR1	Sunny	12:34	24-hour TSP	100	ug/m3
TMCLKL	HY/2012/08	2017-08-25	ASR10	Sunny	12:00	24-hour TSP	46	ug/m3
TMCLKL	HY/2012/08	2017-08-25	ASR5	Sunny	12:22	24-hour TSP	30	ug/m3
TMCLKL	HY/2012/08	2017-08-25	ASR6	Sunny	12:11	24-hour TSP	51	ug/m3

Project	Works	Date	Station	Weather	Start time	Parameters	Results	units
TMCLKL	HY/2012/08	2017-08-28	AQMS1	Cloudy	17:28	24-hour TSP	33	ug/m3
TMCLKL	HY/2012/08	2017-08-28	ASR1	Cloudy	17:16	24-hour TSP	63	ug/m3
TMCLKL	HY/2012/08	2017-08-28	ASR10	Cloudy	16::41	24-hour TSP	34	ug/m3
TMCLKL	HY/2012/08	2017-08-28	ASR5	Cloudy	17:04	24-hour TSP	62	ug/m3
TMCLKL	HY/2012/08	2017-08-28	ASR6	Cloudy	16:53	24-hour TSP	51	ug/m3
TMCLKL	HY/2012/08	2017-08-31	AQMS1	Sunny	16:45	24-hour TSP	69	ug/m3
TMCLKL	HY/2012/08	2017-08-31	ASR1	Sunny	16:34	24-hour TSP	155	ug/m3
TMCLKL	HY/2012/08	2017-08-31	ASR10	Sunny	16:00	24-hour TSP	71	ug/m3
TMCLKL	HY/2012/08	2017-08-31	ASR5	Sunny	16:23	24-hour TSP	163	ug/m3
TMCLKL	HY/2012/08	2017-08-31	ASR6	Sunny	16:11	24-hour TSP	111	ug/m3