

Figure G.1 Impact Monitoring - 1-hour Total Suspended Particulates ( $\mu\text{g}/\text{m}^3$ ) at AQMS1 between 1 July 2017 and 31 October 2017 during impact monitoring period. The weather conditions during the monitoring period varied from sunny to cloudy. Major land-based construction activities included: Box Culvert Extension, Construction of North Ventilation Building, Bulk Excavation and Phase 2 Surcharge Removal (1/7/2017 - 31/10/2017) Ref: 0212330\_Impact AQM graphs\_October 2017\_REV a.xlsx



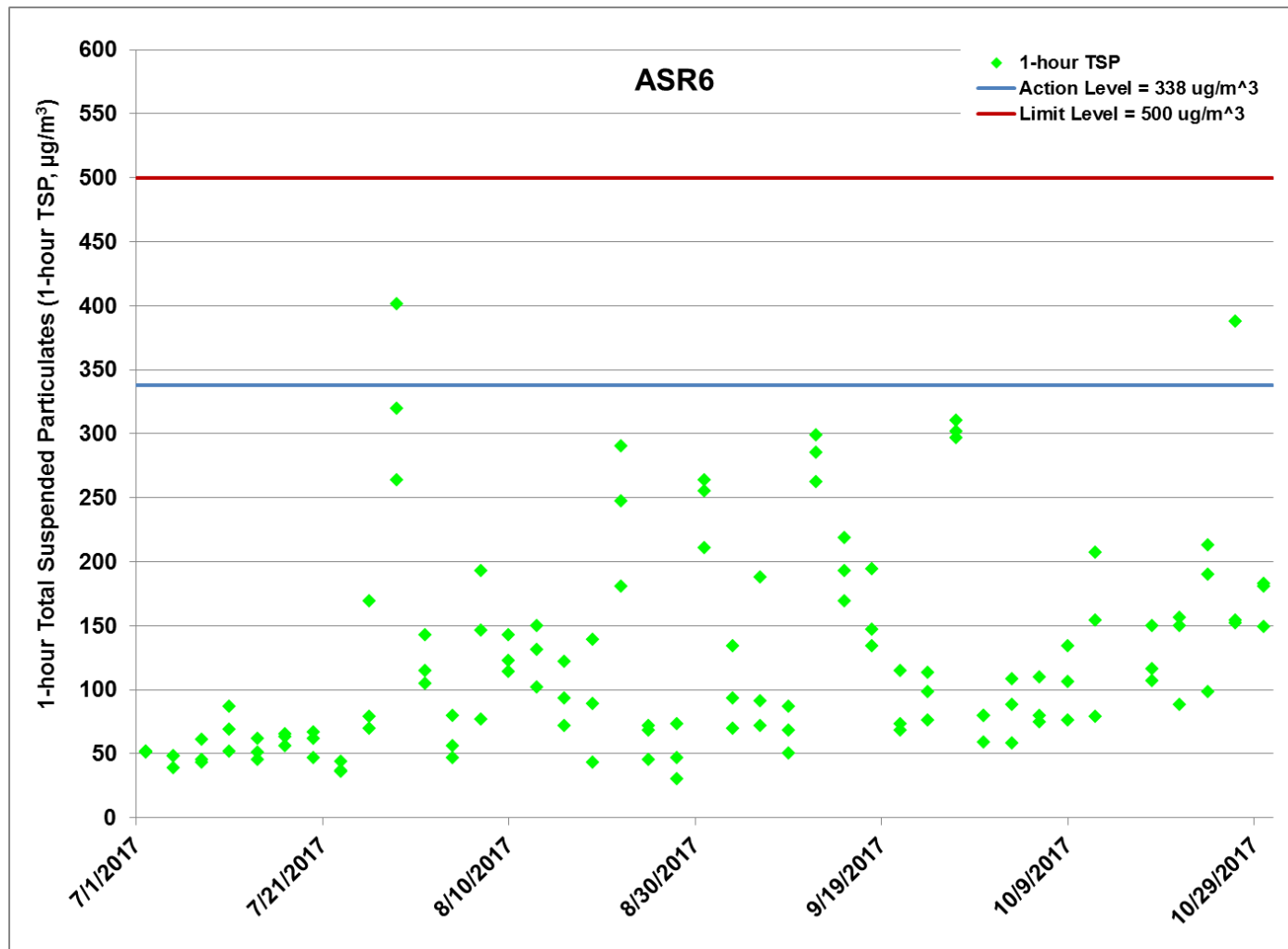


Figure G.2 Impact Monitoring - 1-hour Total Suspended Particulates ( $\mu\text{g}/\text{m}^3$ ) at ASR6 between 1 July 2017 and 31 October 2017 during impact monitoring period. The weather conditions during the monitoring period varied from sunny to cloudy. Major land-based construction activities included: Box Culvert Extension, Construction of North Ventilation Building, Bulk Excavation and Phase 2 Surcharge Removal (1/7/2017 - 31/10/2017) Ref: 0212330\_Impact AQM graphs\_October 2017\_REV a.xlsx



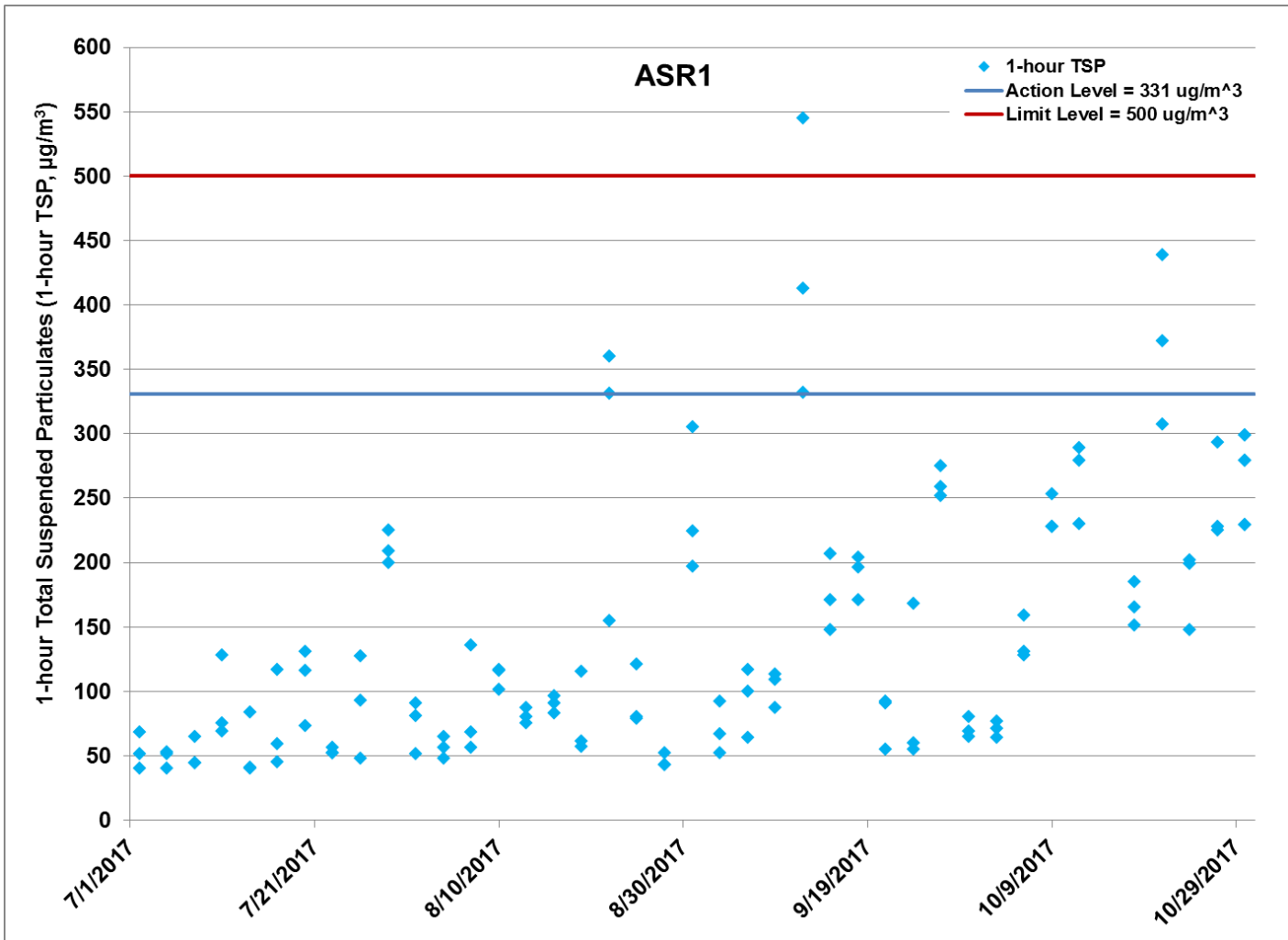


Figure G.3 Impact Monitoring - 1-hour Total Suspended Particulates ( $\mu\text{g}/\text{m}^3$ ) at ASR1 between 1 July 2017 and 31 October 2017 during impact monitoring period. The weather conditions during the monitoring period varied from sunny to cloudy. Major land-based construction activities included: Box Culvert Extension, Construction of North Ventilation Building, Bulk Excavation and Phase 2 Surcharge Removal (1/7/2017 - 31/10/2017) Ref: 0212330\_Impact AQM graphs\_October 2017\_REV a.xlsx



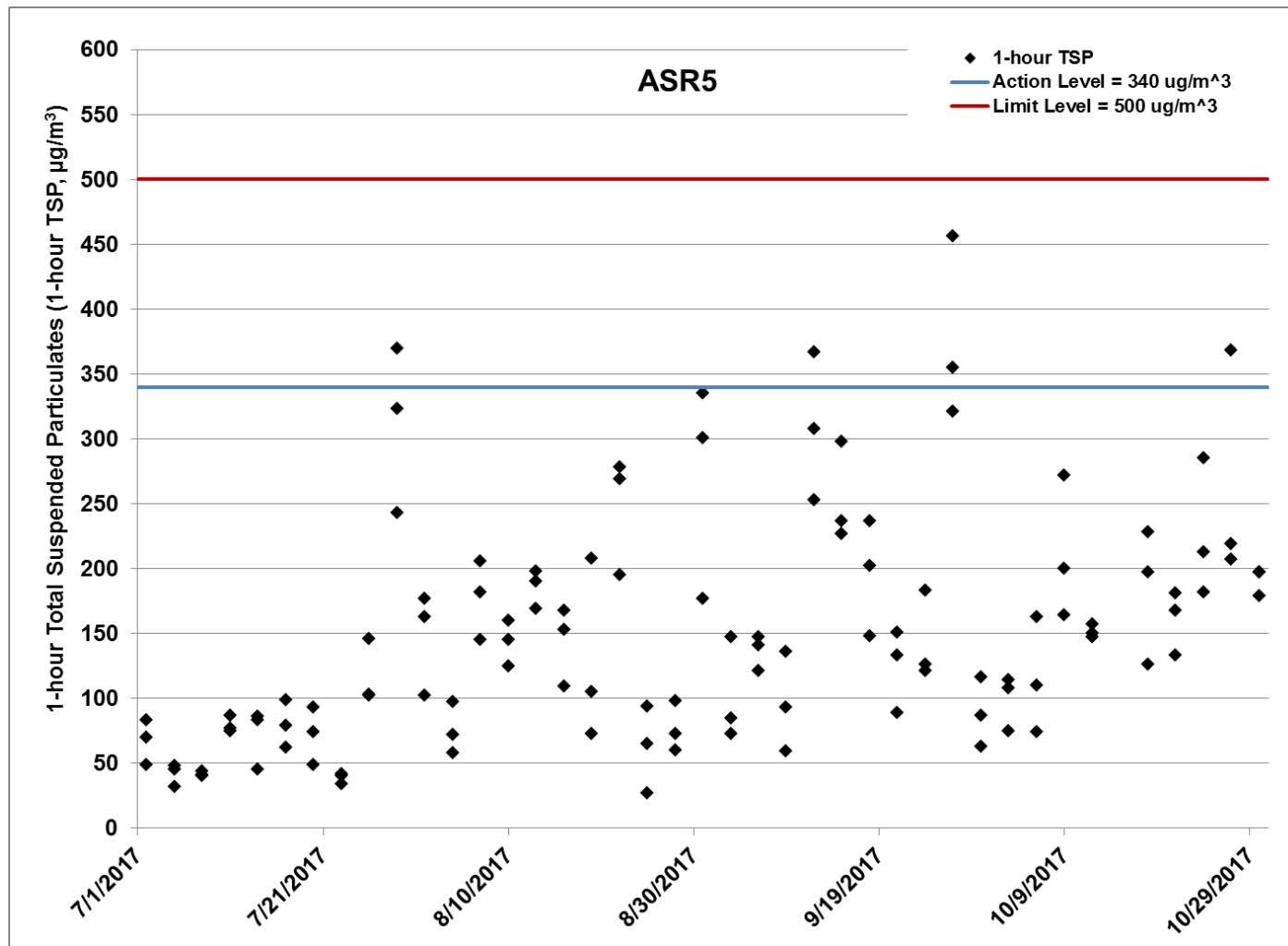


Figure G.4 Impact Monitoring - 1-hour Total Suspended Particulates ( $\mu\text{g}/\text{m}^3$ ) at ASR5 between 1 July 2017 and 31 October 2017 during impact monitoring period. The weather conditions during the monitoring period varied from sunny to cloudy. Major land-based construction activities included: Box Culvert Extension, Construction of North Ventilation Building, Bulk Excavation and Phase 2 Surcharge Removal (1/7/2017 - 31/10/2017) Ref: 0212330\_Impact AQM graphs\_October 2017\_REV a.xlsx





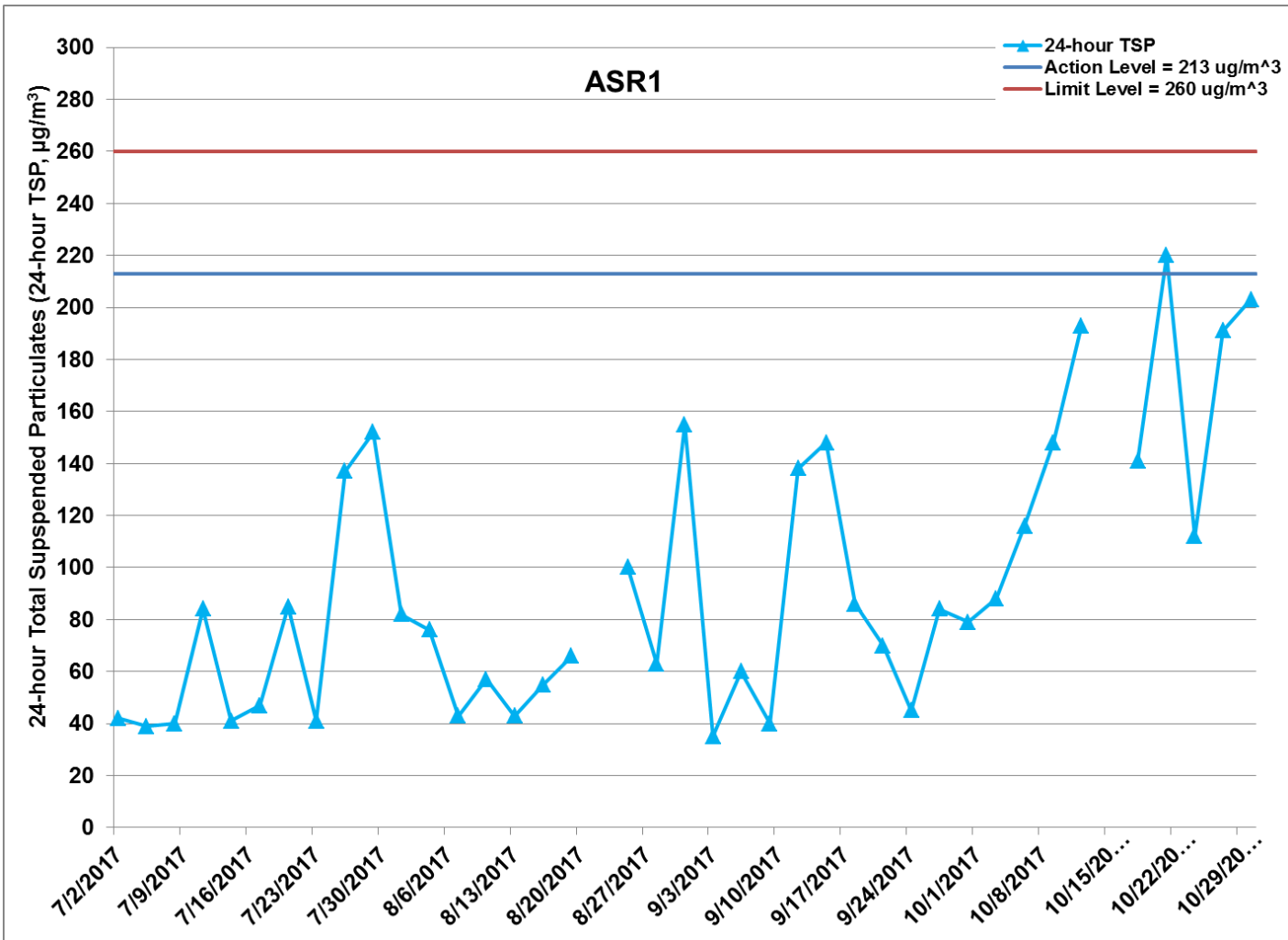


Figure G.6 Impact Monitoring - 24-hour Total Suspended Particulates ( $\mu\text{g}/\text{m}^3$ ) at ASR1 between 1 July 2017 and 31 October 2017 during impact monitoring period. The weather conditions during the monitoring period varied from sunny to cloudy. Major land-based construction activities included: Box Culvert Extension, Construction of North Ventilation Building, Bulk Excavation and Phase 2 Surcharge Removal (1/7/2017 - 31/10/2017) Ref: 0212330\_Impact AQM graphs\_October 2017\_REV a.xlsx

Remarks: 24-hour TSP monitoring was cancelled on 22 August 2017 due to adverse weather.



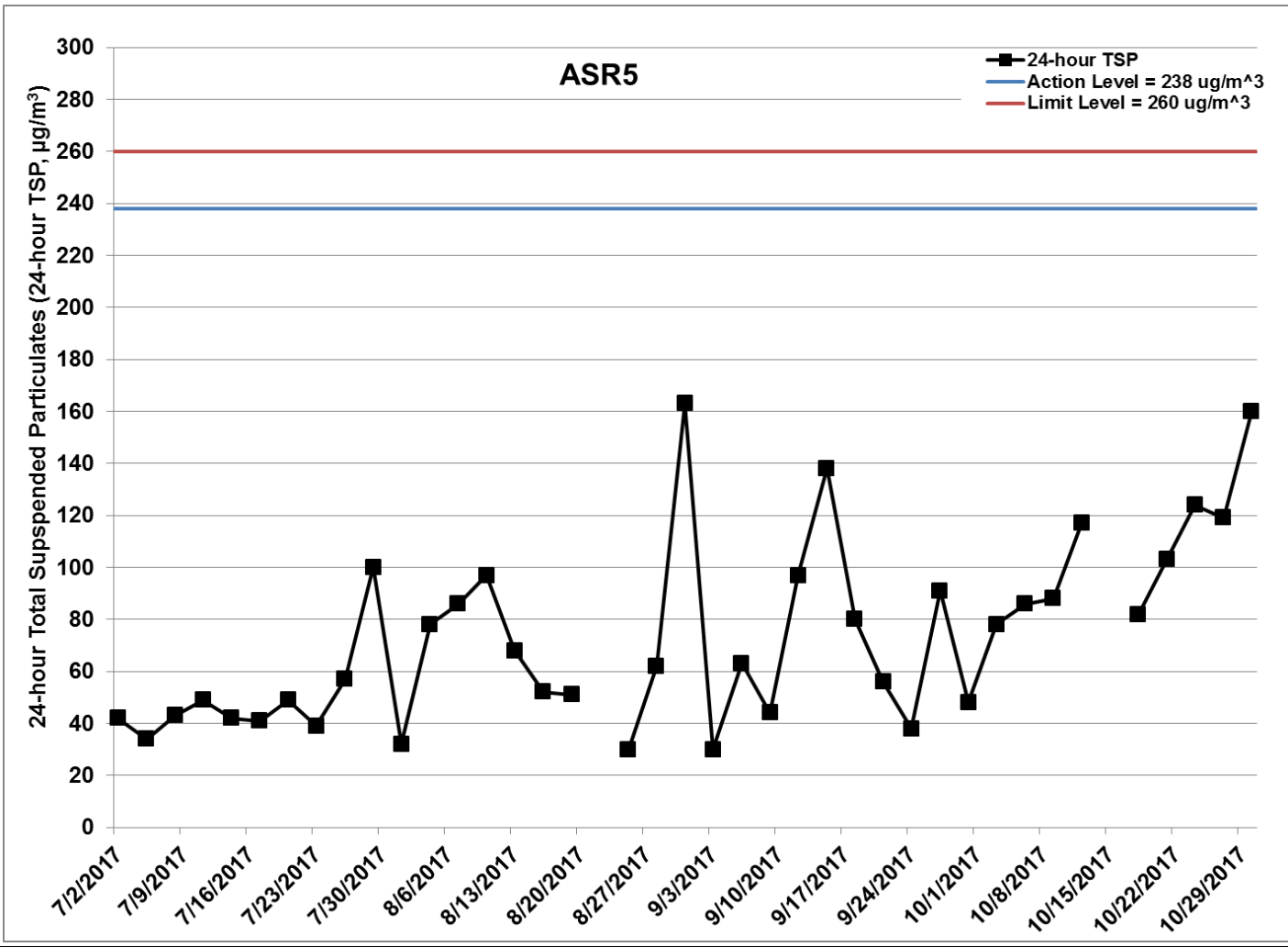


Figure G.7 Impact Monitoring - 24-hour Total Suspended Particulates ( $\mu\text{g}/\text{m}^3$ ) at ASR5 between 1 July 2017 and 31 October 2017 during impact monitoring period. The weather conditions during the monitoring period varied from sunny to cloudy. Major land-based construction activities included: Box Culvert Extension, Construction of North Ventilation Building, Bulk Excavation and Phase 2 Surcharge Removal (1/7/2017 - 31/10/2017) Ref: 0212330\_Impact AQM graphs\_October 2017\_REV a.xlsx

Remarks: 24-hour TSP monitoring was cancelled on 22 August 2017 due to adverse weather.



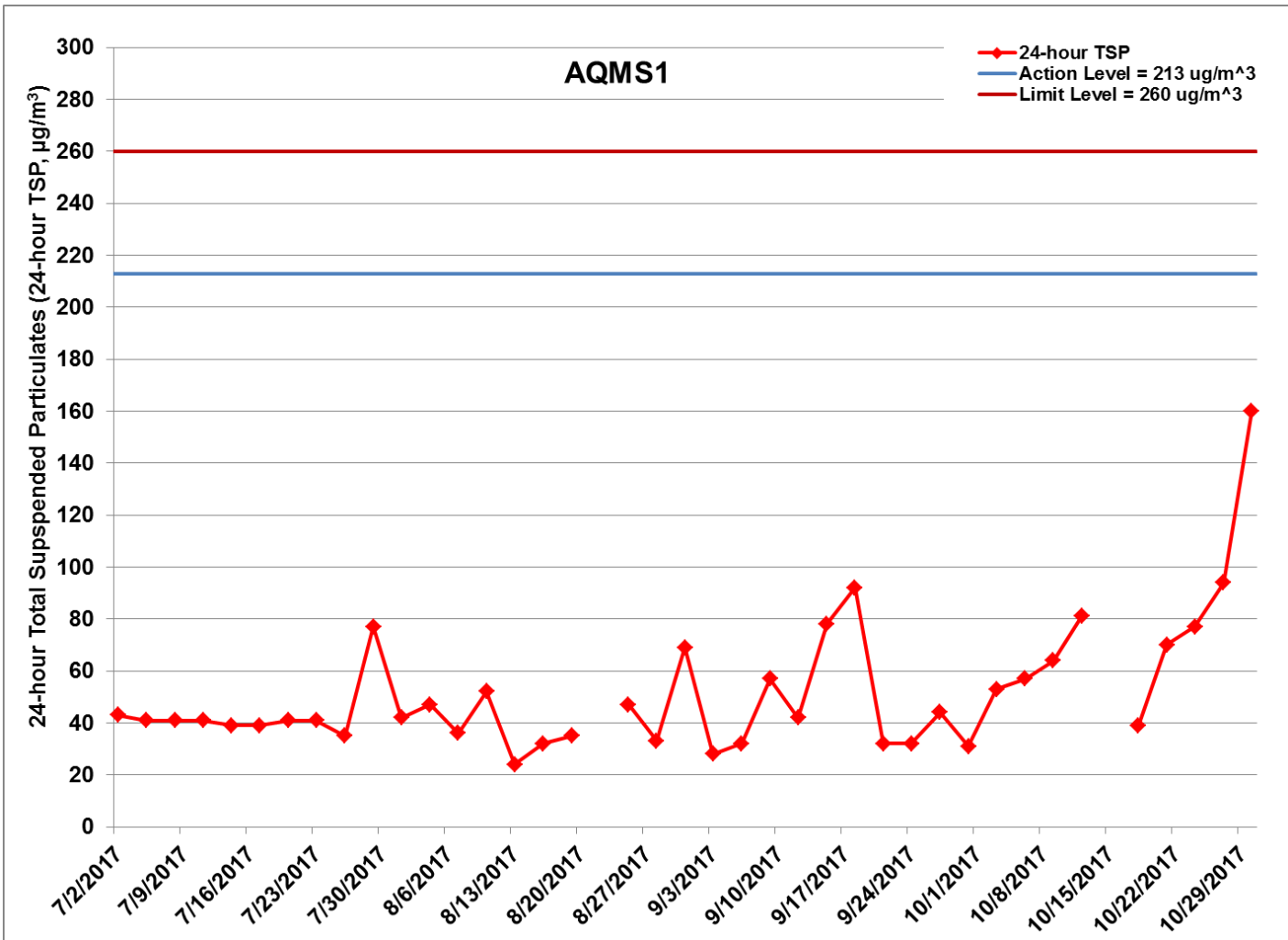


Figure G.8 Impact Monitoring - 24-hour Total Suspended Particulates ( $\mu\text{g}/\text{m}^3$ ) at AQMS1 between 1 July 2017 and 31 October 2017 during impact monitoring period. The weather conditions during the monitoring period varied from sunny to cloudy. Major land-based construction activities included: Box Culvert Extension, Construction of North Ventilation Building, Bulk Excavation and Phase 2 Surcharge Removal (1/7/2017 - 31/10/2017) Ref: 0212330\_Impact AQM graphs\_October 2017\_REV a.xlsx

Remarks: 24-hour TSP monitoring was cancelled on 22 August 2017 due to adverse weather.





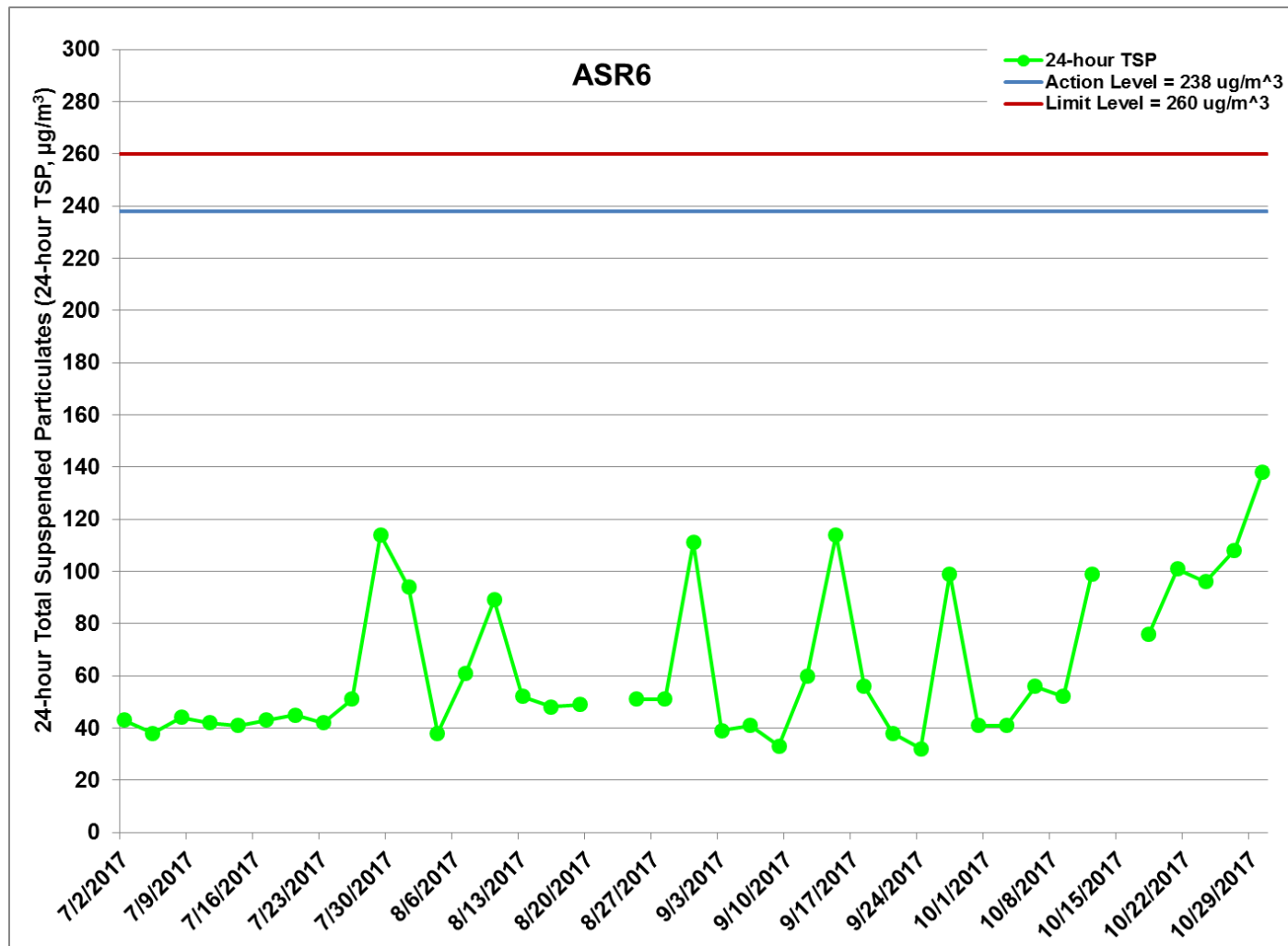


Figure G.9 Impact Monitoring - 24-hour Total Suspended Particulates ( $\mu\text{g}/\text{m}^3$ ) at ASR6 between 1 July 2017 and 31 October 2017 during impact monitoring period. The weather conditions during the monitoring period varied from sunny to cloudy. Major land-based construction activities included: Box Culvert Extension, Construction of North Ventilation Building, Bulk Excavation and Phase 2 Surcharge Removal (1/7/2017 - 31/10/2017) Ref: 0212330\_Impact AQM graphs\_October 2017\_REV a.xlsx

Remarks: 24-hour TSP monitoring was cancelled on 22 August 2017 due to adverse weather.



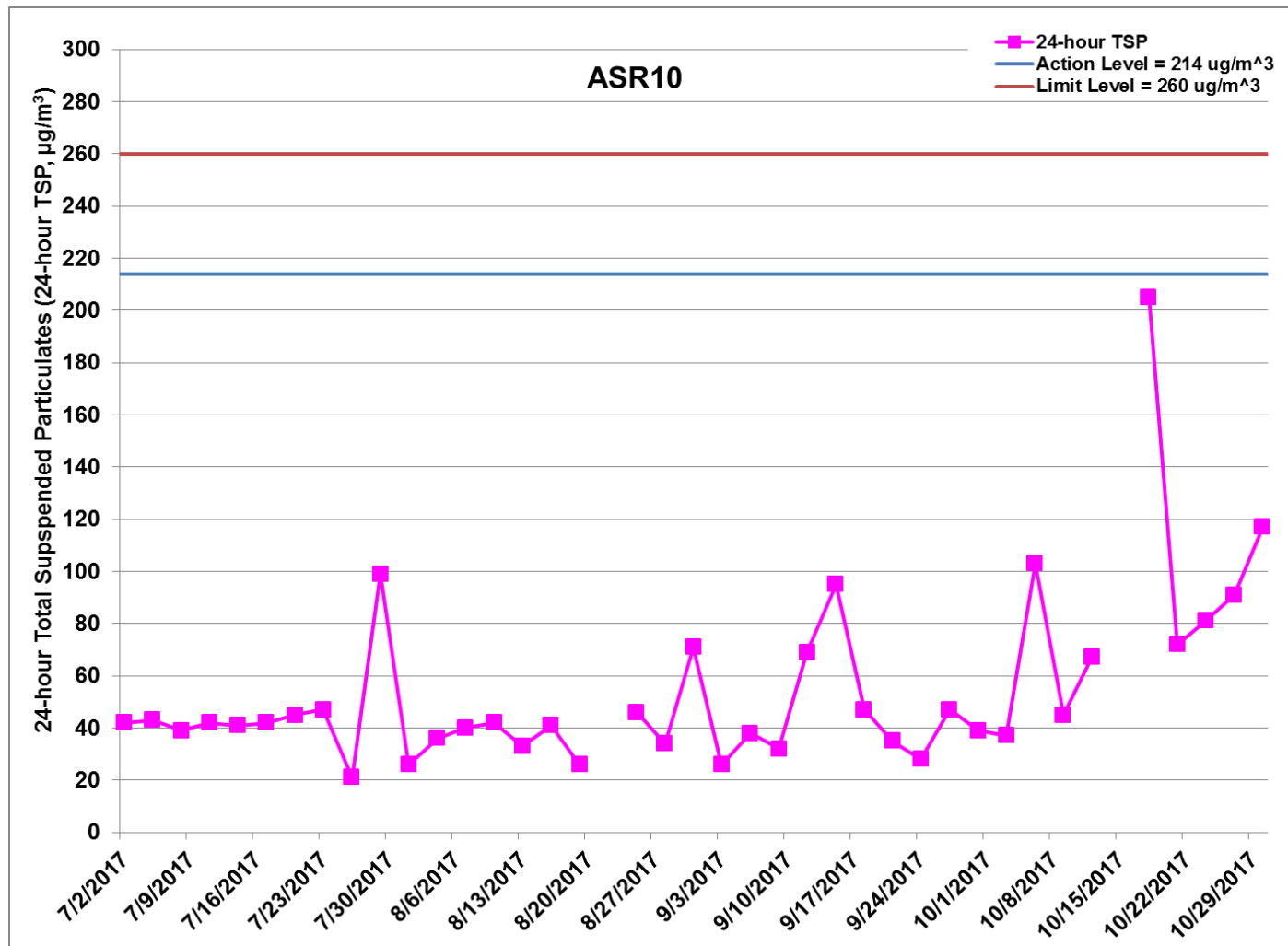


Figure G.10 Impact Monitoring – 24-hour Total Suspended Particulates ( $\mu\text{g}/\text{m}^3$ ) at ASR10 between 1 July 2017 and 31 October 2017 during impact monitoring period. The weather conditions during the monitoring period varied from sunny to cloudy. Major land-based construction activities included: Box Culvert Extension, Construction of North Ventilation Building, Bulk Excavation and Phase 2 Surcharge Removal (1/7/2017 – 31/10/2017) Ref: 0212330\_Impact AQM graphs\_October 2017\_REV a.xlsx

Remarks: 24-hour TSP monitoring was cancelled on 22 August 2017 due to adverse weather.



Project	Works	Date	Station	Weather	Start time	Parameters	Results	units
TMCLKL	HY/2012/08	2017-10-03	AQMS1	Sunny	13:42	1-hour TSP	73	ug/m3
TMCLKL	HY/2012/08	2017-10-03	AQMS1	Sunny	14:44	1-hour TSP	78	ug/m3
TMCLKL	HY/2012/08	2017-10-03	AQMS1	Sunny	15:46	1-hour TSP	93	ug/m3
TMCLKL	HY/2012/08	2017-10-03	ASR1	Sunny	13:30	1-hour TSP	77	ug/m3
TMCLKL	HY/2012/08	2017-10-03	ASR1	Sunny	14:32	1-hour TSP	64	ug/m3
TMCLKL	HY/2012/08	2017-10-03	ASR1	Sunny	15:34	1-hour TSP	71	ug/m3
TMCLKL	HY/2012/08	2017-10-03	ASR10	Sunny	12:57	1-hour TSP	61	ug/m3
TMCLKL	HY/2012/08	2017-10-03	ASR10	Sunny	13:59	1-hour TSP	37	ug/m3
TMCLKL	HY/2012/08	2017-10-03	ASR10	Sunny	15:01	1-hour TSP	37	ug/m3
TMCLKL	HY/2012/08	2017-10-03	ASR5	Sunny	13:19	1-hour TSP	114	ug/m3
TMCLKL	HY/2012/08	2017-10-03	ASR5	Sunny	14:21	1-hour TSP	108	ug/m3
TMCLKL	HY/2012/08	2017-10-03	ASR5	Sunny	15:23	1-hour TSP	75	ug/m3
TMCLKL	HY/2012/08	2017-10-03	ASR6	Sunny	13:08	1-hour TSP	108	ug/m3
TMCLKL	HY/2012/08	2017-10-03	ASR6	Sunny	14:10	1-hour TSP	88	ug/m3
TMCLKL	HY/2012/08	2017-10-03	ASR6	Sunny	15:12	1-hour TSP	58	ug/m3
TMCLKL	HY/2012/08	2017-10-06	AQMS1	Sunny	13:20	1-hour TSP	112	ug/m3
TMCLKL	HY/2012/08	2017-10-06	AQMS1	Sunny	14:22	1-hour TSP	81	ug/m3
TMCLKL	HY/2012/08	2017-10-06	AQMS1	Sunny	15:34	1-hour TSP	62	ug/m3
TMCLKL	HY/2012/08	2017-10-06	ASR1	Sunny	13:06	1-hour TSP	159	ug/m3
TMCLKL	HY/2012/08	2017-10-06	ASR1	Sunny	14:10	1-hour TSP	128	ug/m3
TMCLKL	HY/2012/08	2017-10-06	ASR1	Sunny	15:23	1-hour TSP	131	ug/m3
TMCLKL	HY/2012/08	2017-10-06	ASR10	Sunny	12:30	1-hour TSP	61	ug/m3
TMCLKL	HY/2012/08	2017-10-06	ASR10	Sunny	13:32	1-hour TSP	45	ug/m3
TMCLKL	HY/2012/08	2017-10-06	ASR10	Sunny	14:50	1-hour TSP	53	ug/m3
TMCLKL	HY/2012/08	2017-10-06	ASR5	Sunny	12:50	1-hour TSP	163	ug/m3
TMCLKL	HY/2012/08	2017-10-06	ASR5	Sunny	13:55	1-hour TSP	110	ug/m3
TMCLKL	HY/2012/08	2017-10-06	ASR5	Sunny	15:12	1-hour TSP	74	ug/m3
TMCLKL	HY/2012/08	2017-10-06	ASR6	Sunny	12:40	1-hour TSP	110	ug/m3
TMCLKL	HY/2012/08	2017-10-06	ASR6	Sunny	13:43	1-hour TSP	75	ug/m3
TMCLKL	HY/2012/08	2017-10-06	ASR6	Sunny	15:00	1-hour TSP	80	ug/m3

Project	Works	Date	Station	Weather	Start time	Parameters	Results	units
TMCLKL	HY/2012/08	2017-10-09	AQMS1	Sunny	13:45	1-hour TSP	118	ug/m3
TMCLKL	HY/2012/08	2017-10-09	AQMS1	Sunny	14:47	1-hour TSP	90	ug/m3
TMCLKL	HY/2012/08	2017-10-09	AQMS1	Sunny	15:49	1-hour TSP	61	ug/m3
TMCLKL	HY/2012/08	2017-10-09	ASR1	Sunny	13:32	1-hour TSP	228	ug/m3
TMCLKL	HY/2012/08	2017-10-09	ASR1	Sunny	14:34	1-hour TSP	253	ug/m3
TMCLKL	HY/2012/08	2017-10-09	ASR1	Sunny	15:36	1-hour TSP	228	ug/m3
TMCLKL	HY/2012/08	2017-10-09	ASR10	Sunny	12:58	1-hour TSP	56	ug/m3
TMCLKL	HY/2012/08	2017-10-09	ASR10	Sunny	14:00	1-hour TSP	34	ug/m3
TMCLKL	HY/2012/08	2017-10-09	ASR10	Sunny	15:02	1-hour TSP	148	ug/m3
TMCLKL	HY/2012/08	2017-10-09	ASR5	Sunny	13:20	1-hour TSP	272	ug/m3
TMCLKL	HY/2012/08	2017-10-09	ASR5	Sunny	14:22	1-hour TSP	164	ug/m3
TMCLKL	HY/2012/08	2017-10-09	ASR5	Sunny	15:24	1-hour TSP	200	ug/m3
TMCLKL	HY/2012/08	2017-10-09	ASR6	Sunny	13:10	1-hour TSP	134	ug/m3
TMCLKL	HY/2012/08	2017-10-09	ASR6	Sunny	14:12	1-hour TSP	76	ug/m3
TMCLKL	HY/2012/08	2017-10-09	ASR6	Sunny	15:14	1-hour TSP	106	ug/m3
TMCLKL	HY/2012/08	2017-10-12	AQMS1	Sunny	14:02	1-hour TSP	72	ug/m3
TMCLKL	HY/2012/08	2017-10-12	AQMS1	Sunny	15:04	1-hour TSP	92	ug/m3
TMCLKL	HY/2012/08	2017-10-12	AQMS1	Sunny	16:06	1-hour TSP	98	ug/m3
TMCLKL	HY/2012/08	2017-10-12	ASR1	Sunny	13:50	1-hour TSP	230	ug/m3
TMCLKL	HY/2012/08	2017-10-12	ASR1	Sunny	14:52	1-hour TSP	279	ug/m3
TMCLKL	HY/2012/08	2017-10-12	ASR1	Sunny	15:54	1-hour TSP	289	ug/m3
TMCLKL	HY/2012/08	2017-10-12	ASR10	Sunny	13:17	1-hour TSP	100	ug/m3
TMCLKL	HY/2012/08	2017-10-12	ASR10	Sunny	14:19	1-hour TSP	81	ug/m3
TMCLKL	HY/2012/08	2017-10-12	ASR10	Sunny	15:21	1-hour TSP	74	ug/m3
TMCLKL	HY/2012/08	2017-10-12	ASR5	Sunny	13:39	1-hour TSP	147	ug/m3
TMCLKL	HY/2012/08	2017-10-12	ASR5	Sunny	14:41	1-hour TSP	150	ug/m3
TMCLKL	HY/2012/08	2017-10-12	ASR5	Sunny	15:43	1-hour TSP	157	ug/m3
TMCLKL	HY/2012/08	2017-10-12	ASR6	Sunny	13:28	1-hour TSP	207	ug/m3
TMCLKL	HY/2012/08	2017-10-12	ASR6	Sunny	14:30	1-hour TSP	154	ug/m3
TMCLKL	HY/2012/08	2017-10-12	ASR6	Sunny	15:32	1-hour TSP	79	ug/m3

Project	Works	Date	Station	Weather	Start time	Parameters	Results	units
TMCLKL	HY/2012/08	2017-10-15	AQMS1	Sunny	-	1-hour TSP	-	ug/m3
TMCLKL	HY/2012/08	2017-10-15	AQMS1	Sunny	-	1-hour TSP	-	ug/m3
TMCLKL	HY/2012/08	2017-10-15	AQMS1	Sunny	-	1-hour TSP	-	ug/m3
TMCLKL	HY/2012/08	2017-10-15	ASR1	Sunny	-	1-hour TSP	-	ug/m3
TMCLKL	HY/2012/08	2017-10-15	ASR1	Sunny	-	1-hour TSP	-	ug/m3
TMCLKL	HY/2012/08	2017-10-15	ASR1	Sunny	-	1-hour TSP	-	ug/m3
TMCLKL	HY/2012/08	2017-10-15	ASR10	Sunny	-	1-hour TSP	-	ug/m3
TMCLKL	HY/2012/08	2017-10-15	ASR10	Sunny	-	1-hour TSP	-	ug/m3
TMCLKL	HY/2012/08	2017-10-15	ASR10	Sunny	-	1-hour TSP	-	ug/m3
TMCLKL	HY/2012/08	2017-10-15	ASR5	Sunny	-	1-hour TSP	-	ug/m3
TMCLKL	HY/2012/08	2017-10-15	ASR5	Sunny	-	1-hour TSP	-	ug/m3
TMCLKL	HY/2012/08	2017-10-15	ASR5	Sunny	-	1-hour TSP	-	ug/m3
TMCLKL	HY/2012/08	2017-10-15	ASR6	Sunny	-	1-hour TSP	-	ug/m3
TMCLKL	HY/2012/08	2017-10-15	ASR6	Sunny	-	1-hour TSP	-	ug/m3
TMCLKL	HY/2012/08	2017-10-15	ASR6	Sunny	-	1-hour TSP	-	ug/m3
TMCLKL	HY/2012/08	2017-10-18	AQMS1	Sunny	13:36	1-hour TSP	73	ug/m3
TMCLKL	HY/2012/08	2017-10-18	AQMS1	Sunny	14:38	1-hour TSP	61	ug/m3
TMCLKL	HY/2012/08	2017-10-18	AQMS1	Sunny	15:40	1-hour TSP	92	ug/m3
TMCLKL	HY/2012/08	2017-10-18	ASR1	Sunny	13:24	1-hour TSP	185	ug/m3
TMCLKL	HY/2012/08	2017-10-18	ASR1	Sunny	14:26	1-hour TSP	151	ug/m3
TMCLKL	HY/2012/08	2017-10-18	ASR1	Sunny	15:28	1-hour TSP	165	ug/m3
TMCLKL	HY/2012/08	2017-10-18	ASR10	Sunny	12:49	1-hour TSP	81	ug/m3
TMCLKL	HY/2012/08	2017-10-18	ASR10	Sunny	13:51	1-hour TSP	75	ug/m3
TMCLKL	HY/2012/08	2017-10-18	ASR10	Sunny	14:53	1-hour TSP	77	ug/m3
TMCLKL	HY/2012/08	2017-10-18	ASR5	Sunny	13:11	1-hour TSP	228	ug/m3
TMCLKL	HY/2012/08	2017-10-18	ASR5	Sunny	14:13	1-hour TSP	197	ug/m3
TMCLKL	HY/2012/08	2017-10-18	ASR5	Sunny	15:15	1-hour TSP	126	ug/m3
TMCLKL	HY/2012/08	2017-10-18	ASR6	Sunny	13:00	1-hour TSP	116	ug/m3
TMCLKL	HY/2012/08	2017-10-18	ASR6	Sunny	14:02	1-hour TSP	107	ug/m3
TMCLKL	HY/2012/08	2017-10-18	ASR6	Sunny	15:04	1-hour TSP	150	ug/m3

Project	Works	Date	Station	Weather	Start time	Parameters	Results	units
TMCLKL	HY/2012/08	2017-10-21	AQMS1	Sunny	10:58	1-hour TSP	61	ug/m3
TMCLKL	HY/2012/08	2017-10-21	AQMS1	Sunny	12:00	1-hour TSP	41	ug/m3
TMCLKL	HY/2012/08	2017-10-21	AQMS1	Sunny	13:02	1-hour TSP	110	ug/m3
TMCLKL	HY/2012/08	2017-10-21	ASR1	Sunny	10:47	1-hour TSP	372	ug/m3
TMCLKL	HY/2012/08	2017-10-21	ASR1	Sunny	11:49	1-hour TSP	439	ug/m3
TMCLKL	HY/2012/08	2017-10-21	ASR1	Sunny	12:51	1-hour TSP	307	ug/m3
TMCLKL	HY/2012/08	2017-10-21	ASR10	Sunny	10:12	1-hour TSP	307	ug/m3
TMCLKL	HY/2012/08	2017-10-21	ASR10	Sunny	11:14	1-hour TSP	72	ug/m3
TMCLKL	HY/2012/08	2017-10-21	ASR10	Sunny	12:16	1-hour TSP	219	ug/m3
TMCLKL	HY/2012/08	2017-10-21	ASR5	Sunny	10:35	1-hour TSP	181	ug/m3
TMCLKL	HY/2012/08	2017-10-21	ASR5	Sunny	11:37	1-hour TSP	168	ug/m3
TMCLKL	HY/2012/08	2017-10-21	ASR5	Sunny	12:39	1-hour TSP	133	ug/m3
TMCLKL	HY/2012/08	2017-10-21	ASR6	Sunny	10:24	1-hour TSP	150	ug/m3
TMCLKL	HY/2012/08	2017-10-21	ASR6	Sunny	11:26	1-hour TSP	88	ug/m3
TMCLKL	HY/2012/08	2017-10-21	ASR6	Sunny	12:28	1-hour TSP	156	ug/m3
TMCLKL	HY/2012/08	2017-10-24	AQMS1	Sunny	13:52	1-hour TSP	120	ug/m3
TMCLKL	HY/2012/08	2017-10-24	AQMS1	Sunny	14:54	1-hour TSP	143	ug/m3
TMCLKL	HY/2012/08	2017-10-24	AQMS1	Sunny	15:56	1-hour TSP	174	ug/m3
TMCLKL	HY/2012/08	2017-10-24	ASR1	Sunny	13:41	1-hour TSP	148	ug/m3
TMCLKL	HY/2012/08	2017-10-24	ASR1	Sunny	14:43	1-hour TSP	199	ug/m3
TMCLKL	HY/2012/08	2017-10-24	ASR1	Sunny	15:45	1-hour TSP	202	ug/m3
TMCLKL	HY/2012/08	2017-10-24	ASR10	Sunny	13:07	1-hour TSP	77	ug/m3
TMCLKL	HY/2012/08	2017-10-24	ASR10	Sunny	14:09	1-hour TSP	122	ug/m3
TMCLKL	HY/2012/08	2017-10-24	ASR10	Sunny	15:11	1-hour TSP	149	ug/m3
TMCLKL	HY/2012/08	2017-10-24	ASR5	Sunny	13:30	1-hour TSP	182	ug/m3
TMCLKL	HY/2012/08	2017-10-24	ASR5	Sunny	14:32	1-hour TSP	213	ug/m3
TMCLKL	HY/2012/08	2017-10-24	ASR5	Sunny	15:34	1-hour TSP	285	ug/m3
TMCLKL	HY/2012/08	2017-10-24	ASR6	Sunny	13:18	1-hour TSP	213	ug/m3
TMCLKL	HY/2012/08	2017-10-24	ASR6	Sunny	14:20	1-hour TSP	190	ug/m3
TMCLKL	HY/2012/08	2017-10-24	ASR6	Sunny	15:22	1-hour TSP	98	ug/m3

Project	Works	Date	Station	Weather	Start time	Parameters	Results	units
TMCLKL	HY/2012/08	2017-10-27	AQMS1	Sunny	14:02	1-hour TSP	109	ug/m3
TMCLKL	HY/2012/08	2017-10-27	AQMS1	Sunny	15:04	1-hour TSP	227	ug/m3
TMCLKL	HY/2012/08	2017-10-27	AQMS1	Sunny	16:06	1-hour TSP	234	ug/m3
TMCLKL	HY/2012/08	2017-10-27	ASR1	Sunny	13:51	1-hour TSP	228	ug/m3
TMCLKL	HY/2012/08	2017-10-27	ASR1	Sunny	14:53	1-hour TSP	225	ug/m3
TMCLKL	HY/2012/08	2017-10-27	ASR1	Sunny	15:55	1-hour TSP	293	ug/m3
TMCLKL	HY/2012/08	2017-10-27	ASR10	Sunny	13:17	1-hour TSP	123	ug/m3
TMCLKL	HY/2012/08	2017-10-27	ASR10	Sunny	14:14	1-hour TSP	123	ug/m3
TMCLKL	HY/2012/08	2017-10-27	ASR10	Sunny	15:21	1-hour TSP	148	ug/m3
TMCLKL	HY/2012/08	2017-10-27	ASR5	Sunny	13:39	1-hour TSP	207	ug/m3
TMCLKL	HY/2012/08	2017-10-27	ASR5	Sunny	14:41	1-hour TSP	219	ug/m3
TMCLKL	HY/2012/08	2017-10-27	ASR5	Sunny	15:42	1-hour TSP	368	ug/m3
TMCLKL	HY/2012/08	2017-10-27	ASR6	Sunny	13:28	1-hour TSP	152	ug/m3
TMCLKL	HY/2012/08	2017-10-27	ASR6	Sunny	14:30	1-hour TSP	154	ug/m3
TMCLKL	HY/2012/08	2017-10-27	ASR6	Sunny	15:32	1-hour TSP	388	ug/m3
TMCLKL	HY/2012/08	2017-10-30	AQMS1	Sunny	13:39	1-hour TSP	221	ug/m3
TMCLKL	HY/2012/08	2017-10-30	AQMS1	Sunny	14:41	1-hour TSP	210	ug/m3
TMCLKL	HY/2012/08	2017-10-30	AQMS1	Sunny	15:43	1-hour TSP	164	ug/m3
TMCLKL	HY/2012/08	2017-10-30	ASR1	Sunny	13:28	1-hour TSP	229	ug/m3
TMCLKL	HY/2012/08	2017-10-30	ASR1	Sunny	14:30	1-hour TSP	299	ug/m3
TMCLKL	HY/2012/08	2017-10-30	ASR1	Sunny	15:32	1-hour TSP	279	ug/m3
TMCLKL	HY/2012/08	2017-10-30	ASR10	Sunny	12:54	1-hour TSP	175	ug/m3
TMCLKL	HY/2012/08	2017-10-30	ASR10	Sunny	13:56	1-hour TSP	93	ug/m3
TMCLKL	HY/2012/08	2017-10-30	ASR10	Sunny	14:58	1-hour TSP	117	ug/m3
TMCLKL	HY/2012/08	2017-10-30	ASR5	Sunny	13:17	1-hour TSP	179	ug/m3
TMCLKL	HY/2012/08	2017-10-30	ASR5	Sunny	14:19	1-hour TSP	197	ug/m3
TMCLKL	HY/2012/08	2017-10-30	ASR5	Sunny	15:21	1-hour TSP	197	ug/m3
TMCLKL	HY/2012/08	2017-10-30	ASR6	Sunny	13:05	1-hour TSP	149	ug/m3
TMCLKL	HY/2012/08	2017-10-30	ASR6	Sunny	14:07	1-hour TSP	181	ug/m3
TMCLKL	HY/2012/08	2017-10-30	ASR6	Sunny	15:09	1-hour TSP	183	ug/m3

Project	Works	Date	Station	Weather	Start time	Parameters	Results	units
TMCLKL	HY/2012/08	2017-10-03	AQMS1	Sunny	16:48	24-hour TSP	53	ug/m3
TMCLKL	HY/2012/08	2017-10-03	ASR1	Sunny	16:36	24-hour TSP	88	ug/m3
TMCLKL	HY/2012/08	2017-10-03	ASR10	Sunny	16:03	24-hour TSP	37	ug/m3
TMCLKL	HY/2012/08	2017-10-03	ASR5	Sunny	16:25	24-hour TSP	78	ug/m3
TMCLKL	HY/2012/08	2017-10-03	ASR6	Sunny	16:14	24-hour TSP	41	ug/m3
TMCLKL	HY/2012/08	2017-10-06	AQMS1	Sunny	16:36	24-hour TSP	57	ug/m3
TMCLKL	HY/2012/08	2017-10-06	ASR1	Sunny	16:24	24-hour TSP	116	ug/m3
TMCLKL	HY/2012/08	2017-10-06	ASR10	Sunny	15:52	24-hour TSP	103	ug/m3
TMCLKL	HY/2012/08	2017-10-06	ASR5	Sunny	16:14	24-hour TSP	86	ug/m3
TMCLKL	HY/2012/08	2017-10-06	ASR6	Sunny	16:02	24-hour TSP	56	ug/m3
TMCLKL	HY/2012/08	2017-10-09	AQMS1	Sunny	16:51	24-hour TSP	64	ug/m3
TMCLKL	HY/2012/08	2017-10-09	ASR1	Sunny	16:38	24-hour TSP	148	ug/m3
TMCLKL	HY/2012/08	2017-10-09	ASR10	Sunny	16:04	24-hour TSP	45	ug/m3
TMCLKL	HY/2012/08	2017-10-09	ASR5	Sunny	16:26	24-hour TSP	88	ug/m3
TMCLKL	HY/2012/08	2017-10-09	ASR6	Sunny	16:16	24-hour TSP	52	ug/m3
TMCLKL	HY/2012/08	2017-10-12	AQMS1	Sunny	17:08	24-hour TSP	81	ug/m3
TMCLKL	HY/2012/08	2017-10-12	ASR1	Sunny	16:56	24-hour TSP	193	ug/m3
TMCLKL	HY/2012/08	2017-10-12	ASR10	Sunny	16:23	24-hour TSP	67	ug/m3
TMCLKL	HY/2012/08	2017-10-12	ASR5	Sunny	16:45	24-hour TSP	117	ug/m3
TMCLKL	HY/2012/08	2017-10-12	ASR6	Sunny	16:34	24-hour TSP	99	ug/m3
TMCLKL	HY/2012/08	2017-10-15	AQMS1	Sunny	-	24-hour TSP	-	ug/m3
TMCLKL	HY/2012/08	2017-10-15	ASR1	Sunny	-	24-hour TSP	-	ug/m3
TMCLKL	HY/2012/08	2017-10-15	ASR10	Sunny	-	24-hour TSP	-	ug/m3
TMCLKL	HY/2012/08	2017-10-15	ASR5	Sunny	-	24-hour TSP	-	ug/m3
TMCLKL	HY/2012/08	2017-10-15	ASR6	Sunny	-	24-hour TSP	-	ug/m3
TMCLKL	HY/2012/08	2017-10-18	AQMS1	Sunny	16:42	24-hour TSP	39	ug/m3
TMCLKL	HY/2012/08	2017-10-18	ASR1	Sunny	16:30	24-hour TSP	141	ug/m3
TMCLKL	HY/2012/08	2017-10-18	ASR10	Sunny	15:55	24-hour TSP	205	ug/m3
TMCLKL	HY/2012/08	2017-10-18	ASR5	Sunny	16:17	24-hour TSP	82	ug/m3
TMCLKL	HY/2012/08	2017-10-18	ASR6	Sunny	16:06	24-hour TSP	76	ug/m3



Project	Works	Date	Station	Weather	Start time	Parameters	Results	units
TMCLKL	HY/2012/08	2017-10-21	AQMS1	Sunny	14:04	24-hour TSP	70	ug/m3
TMCLKL	HY/2012/08	2017-10-21	ASR1	Sunny	13:53	24-hour TSP	220	ug/m3
TMCLKL	HY/2012/08	2017-10-21	ASR10	Sunny	13:18	24-hour TSP	72	ug/m3
TMCLKL	HY/2012/08	2017-10-21	ASR5	Sunny	13:41	24-hour TSP	103	ug/m3
TMCLKL	HY/2012/08	2017-10-21	ASR6	Sunny	13:30	24-hour TSP	101	ug/m3
TMCLKL	HY/2012/08	2017-10-24	AQMS1	Sunny	16:58	24-hour TSP	77	ug/m3
TMCLKL	HY/2012/08	2017-10-24	ASR1	Sunny	16:47	24-hour TSP	112	ug/m3
TMCLKL	HY/2012/08	2017-10-24	ASR10	Sunny	16:13	24-hour TSP	81	ug/m3
TMCLKL	HY/2012/08	2017-10-24	ASR5	Sunny	16:36	24-hour TSP	124	ug/m3
TMCLKL	HY/2012/08	2017-10-24	ASR6	Sunny	16:24	24-hour TSP	96	ug/m3
TMCLKL	HY/2012/08	2017-10-27	AQMS1	Sunny	17:08	24-hour TSP	94	ug/m3
TMCLKL	HY/2012/08	2017-10-27	ASR1	Sunny	16:57	24-hour TSP	191	ug/m3
TMCLKL	HY/2012/08	2017-10-27	ASR10	Sunny	16:23	24-hour TSP	91	ug/m3
TMCLKL	HY/2012/08	2017-10-27	ASR5	Sunny	16:44	24-hour TSP	119	ug/m3
TMCLKL	HY/2012/08	2017-10-27	ASR6	Sunny	16:34	24-hour TSP	108	ug/m3
TMCLKL	HY/2012/08	2017-10-30	AQMS1	Sunny	16:45	24-hour TSP	160	ug/m3
TMCLKL	HY/2012/08	2017-10-30	ASR1	Sunny	16:34	24-hour TSP	203	ug/m3
TMCLKL	HY/2012/08	2017-10-30	ASR10	Sunny	16:00	24-hour TSP	117	ug/m3
TMCLKL	HY/2012/08	2017-10-30	ASR5	Sunny	16:23	24-hour TSP	160	ug/m3
TMCLKL	HY/2012/08	2017-10-30	ASR6	Sunny	16:11	24-hour TSP	138	ug/m3