

Figure G.2 Impact Monitoring - 1-hour Total Suspended Particulates ($\mu\text{g}/\text{m}^3$) at ASR6 between 1 August 2017 and 30 November 2017 during impact monitoring period. The weather conditions during the monitoring period varied from sunny to cloudy. Major land-based construction activities included: Box Culvert Extension, Construction of North Ventilation Building, Bulk Excavation and Phase 2 Surcharge Removal (1/8/2017 - 30/11/2017) Ref: 0212330_Impact AQM graphs_November 2017_REV a.xlsx



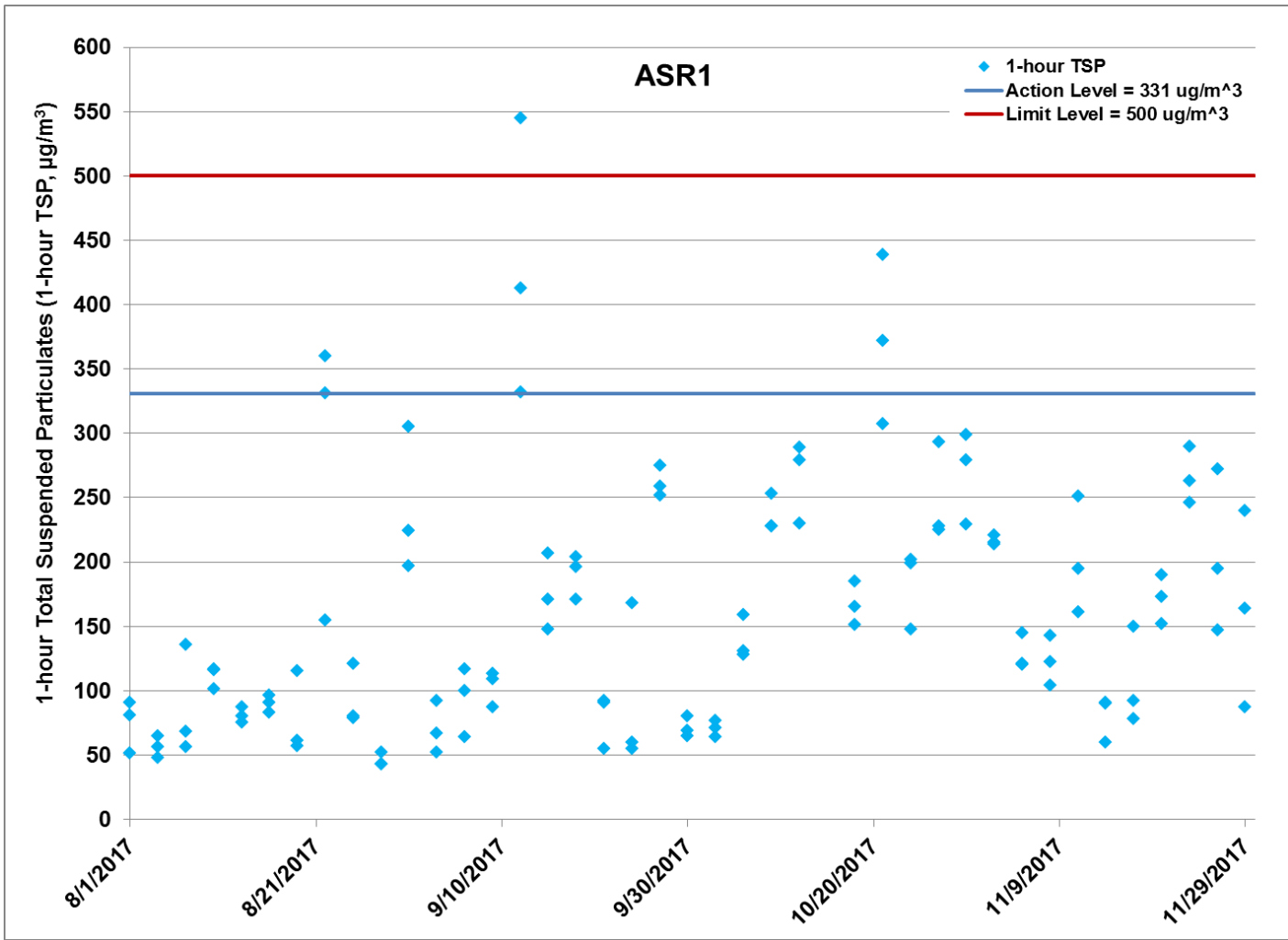


Figure G.3 Impact Monitoring - 1-hour Total Suspended Particulates ($\mu\text{g}/\text{m}^3$) at ASR1 between 1 August 2017 and 30 November 2017 during impact monitoring period. The weather conditions during the monitoring period varied from sunny to cloudy. Major land-based construction activities included: Box Culvert Extension, Construction of North Ventilation Building, Bulk Excavation and Phase 2 Surcharge Removal (1/8/2017 - 30/11/2017) Ref: 0212330_Impact AQM graphs_November 2017_REV a.xlsx



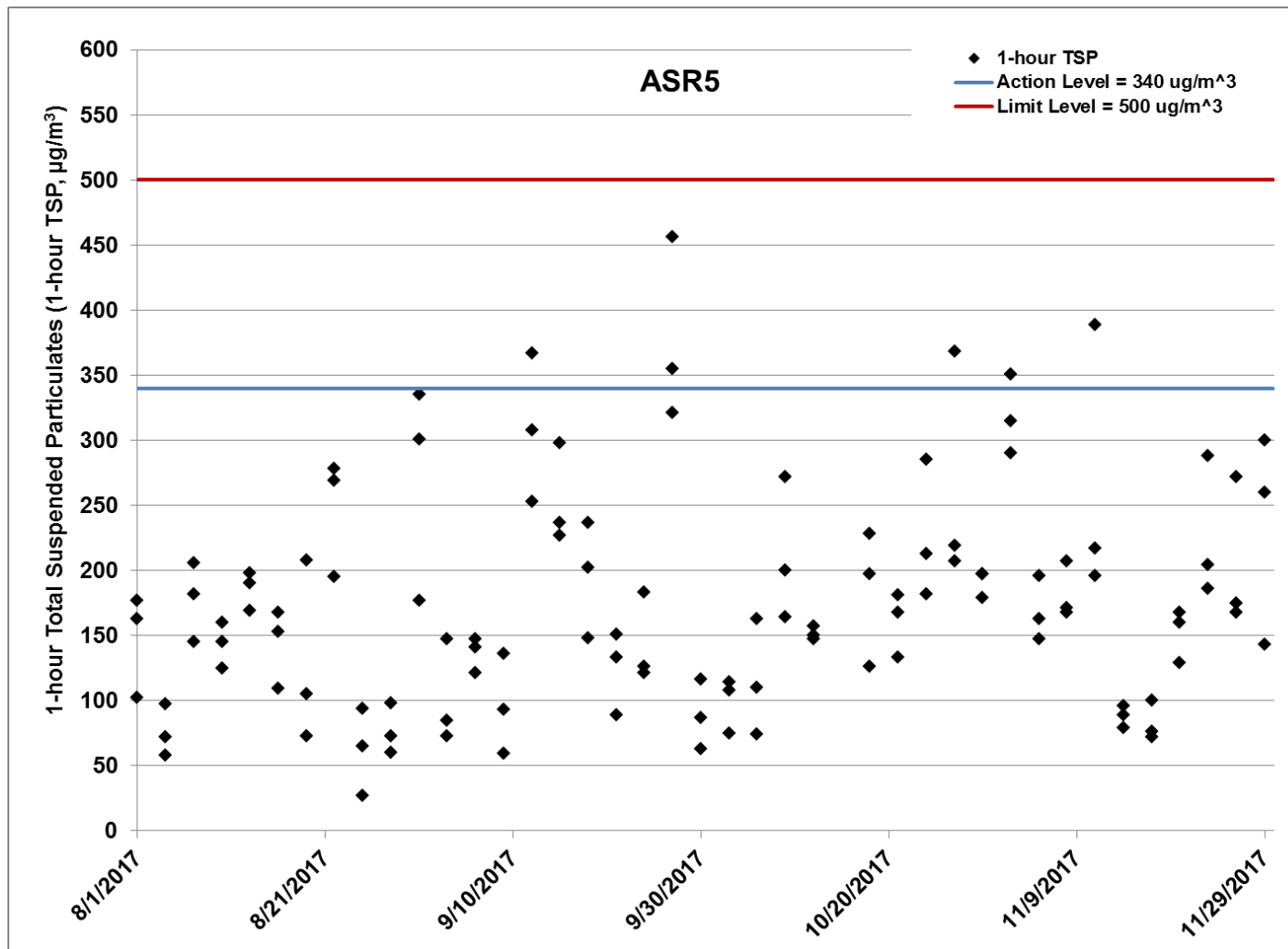


Figure G.4 Impact Monitoring - 1-hour Total Suspended Particulates ($\mu\text{g}/\text{m}^3$) at ASR5 between 1 August 2017 and 30 November 2017 during impact monitoring period. The weather conditions during the monitoring period varied from sunny to cloudy. Major land-based construction activities included: Box Culvert Extension, Construction of North Ventilation Building, Bulk Excavation and Phase 2 Surcharge Removal (1/8/2017 - 30/11/2017) Ref: 0212330_Impact AQM graphs_November 2017_REV a.xlsx

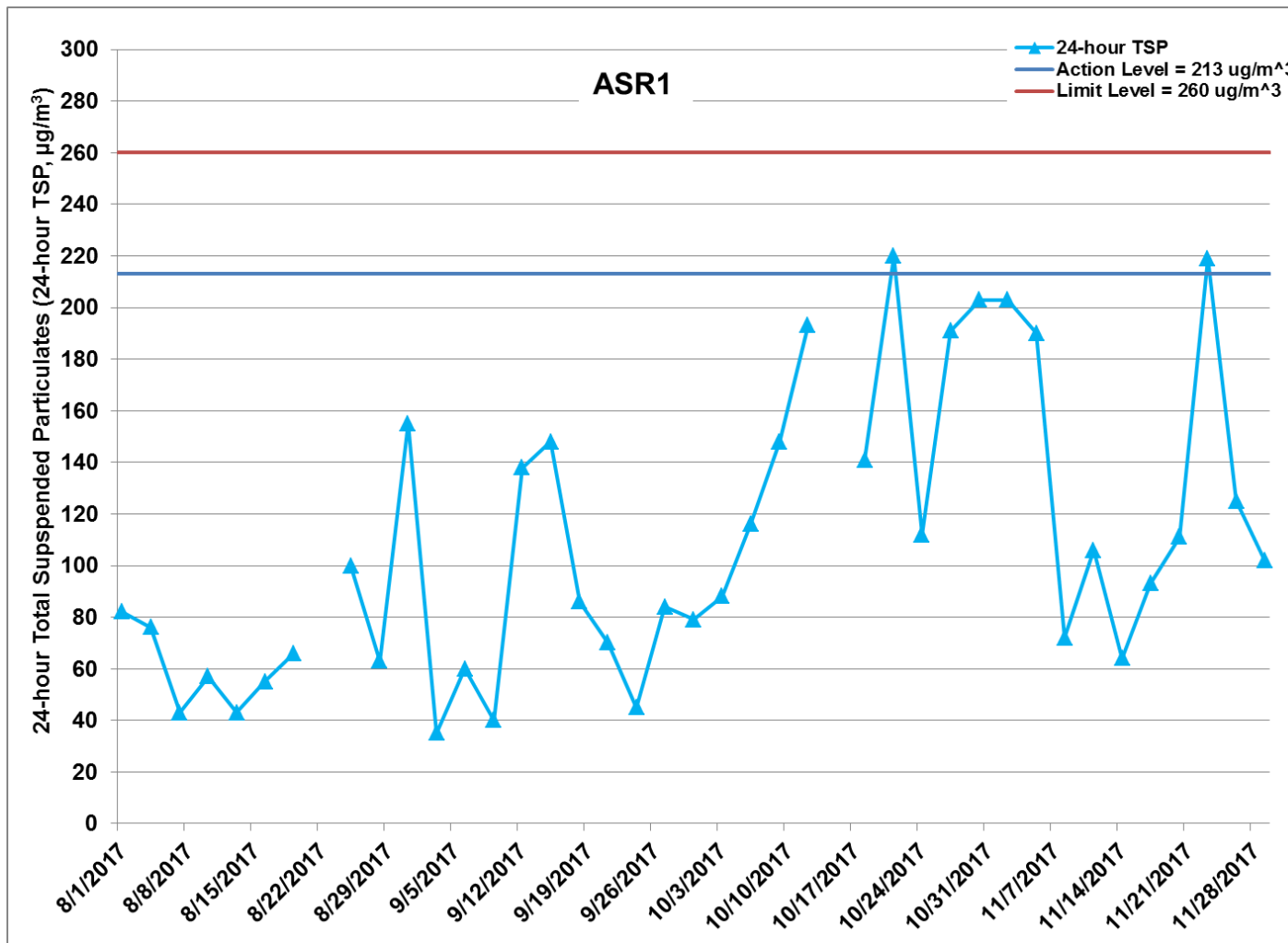


Figure G.6 Impact Monitoring - 24-hour Total Suspended Particulates ($\mu\text{g}/\text{m}^3$) at ASR1 between 1 August 2017 and 30 November 2017 during impact monitoring period. The weather conditions during the monitoring period varied from sunny to cloudy. Major land-based construction activities included: Box Culvert Extension, Construction of North Ventilation Building, Bulk Excavation and Phase 2 Surcharge Removal (1/8/2017 - 30/11/2017) Ref: 0212330_Impact AQM graphs_November 2017_REV a.xlsx



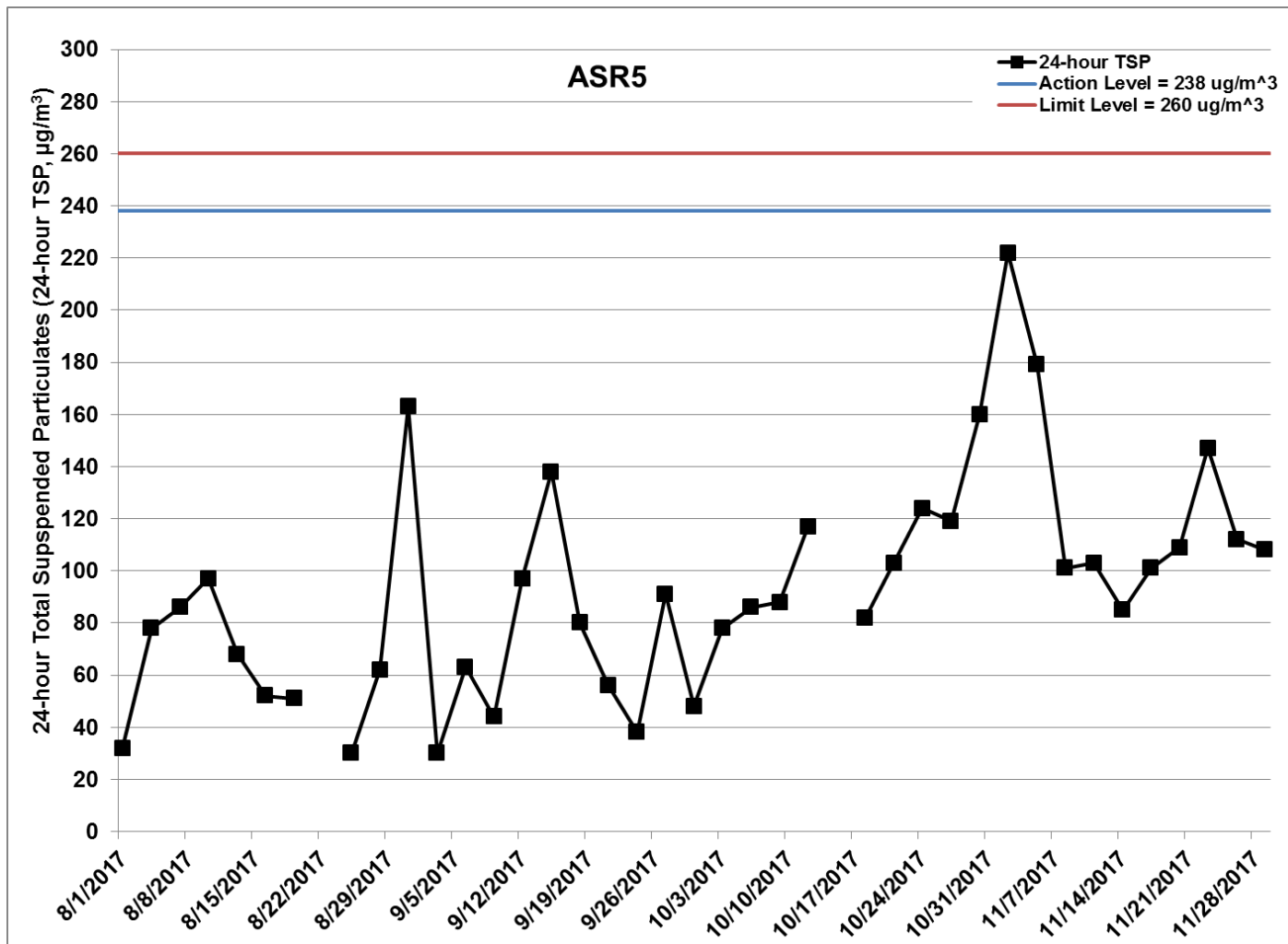


Figure G.7 Impact Monitoring - 24-hour Total Suspended Particulates ($\mu\text{g}/\text{m}^3$) at ASR5 between 1 August 2017 and 30 November 2017 during impact monitoring period. The weather conditions during the monitoring period varied from sunny to cloudy. Major land-based construction activities included: Box Culvert Extension, Construction of North Ventilation Building, Bulk Excavation and Phase 2 Surcharge Removal (1/8/2017 - 30/11/2017) Ref: 0212330_Impact AQM graphs_November 2017_REV a.xlsx



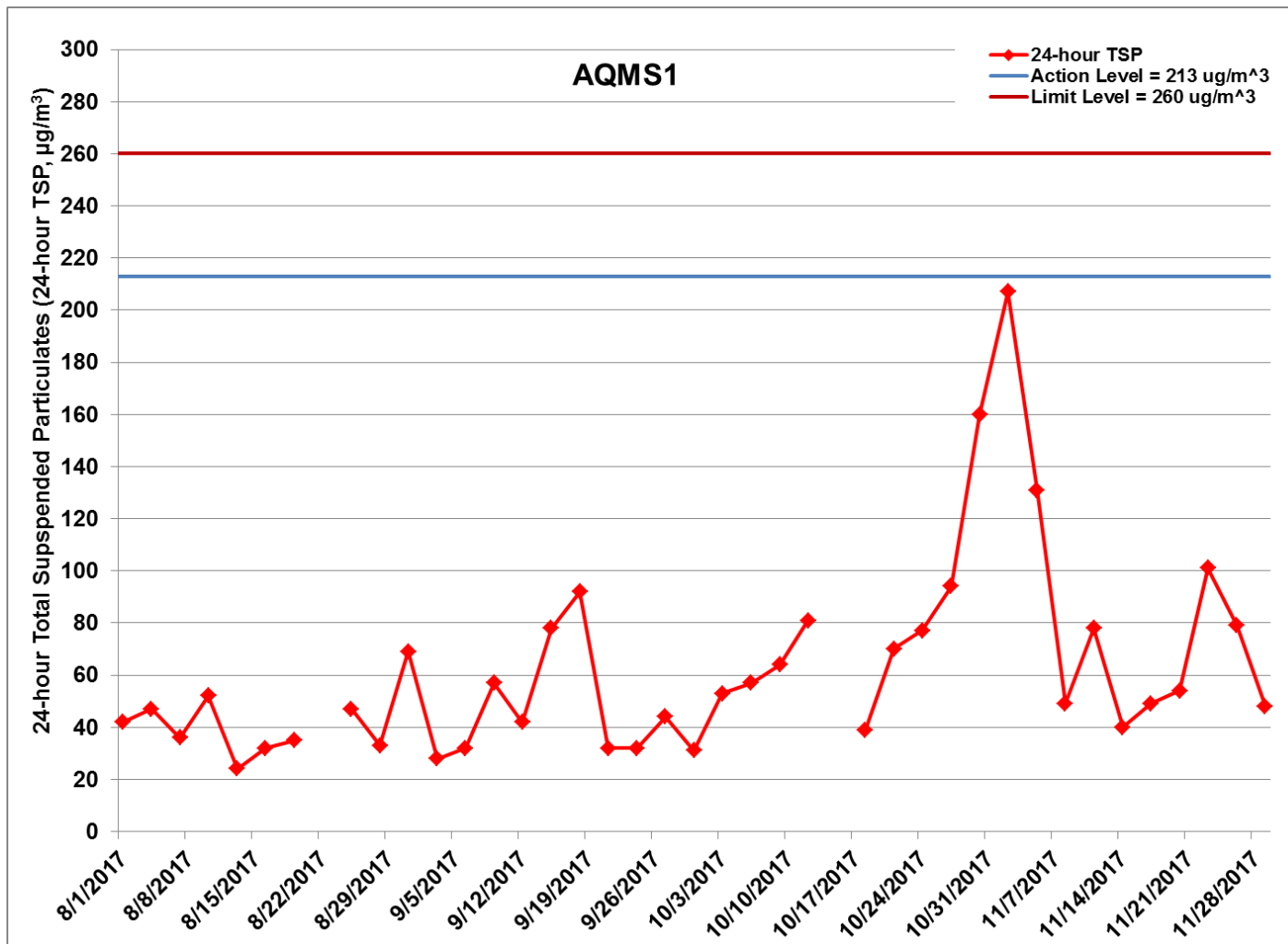


Figure G.8 Impact Monitoring - 24-hour Total Suspended Particulates ($\mu\text{g}/\text{m}^3$) at AQMS1 between 1 August 2017 and 30 November 2017 during impact monitoring period. The weather conditions during the monitoring period varied from sunny to cloudy. Major land-based construction activities included: Box Culvert Extension, Construction of North Ventilation Building, Bulk Excavation and Phase 2 Surcharge Removal (1/8/2017 - 30/11/2017) Ref: 0212330_Impact AQM graphs_November 2017_REV a.xlsx



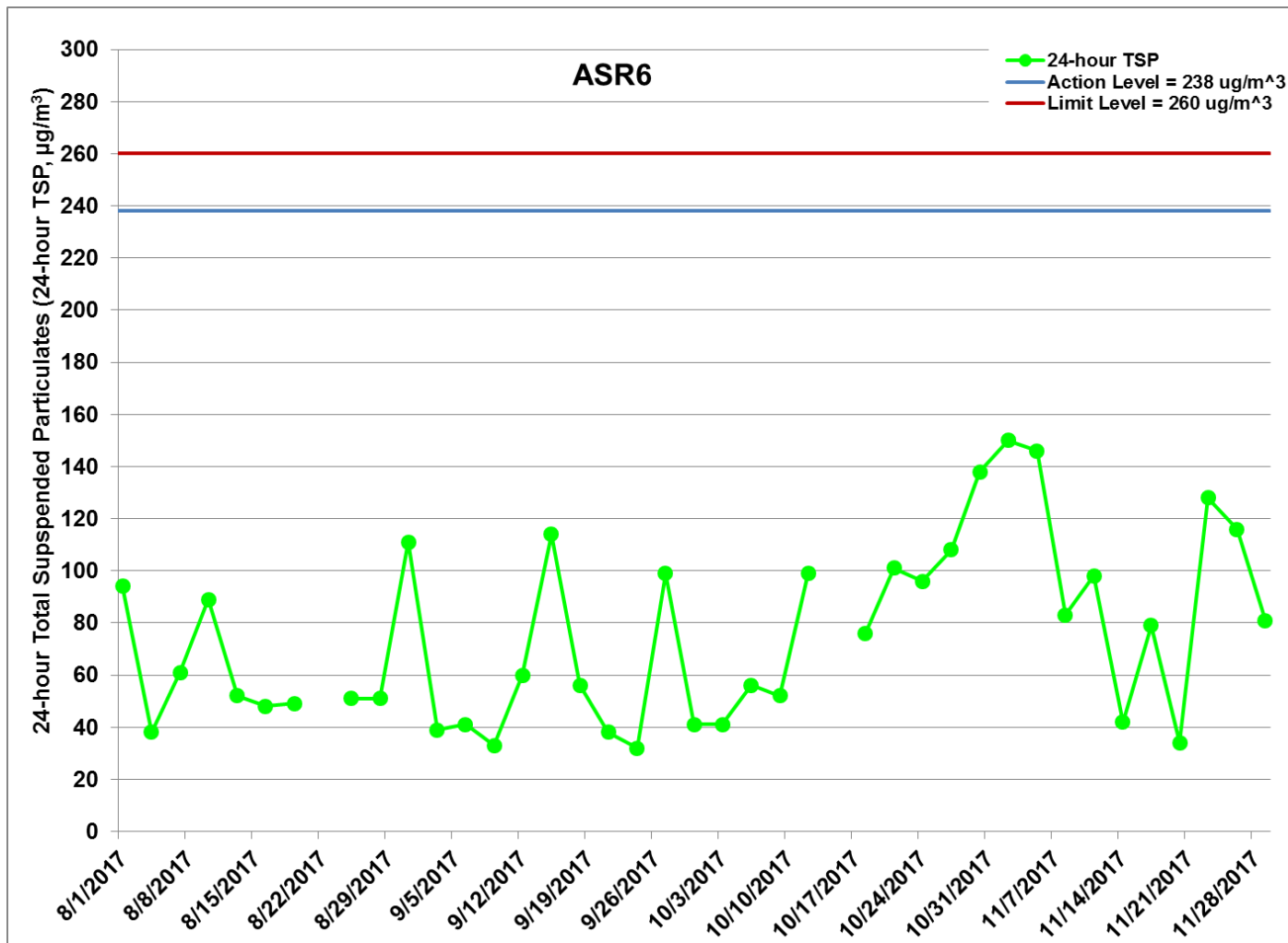


Figure G.9 Impact Monitoring - 24-hour Total Suspended Particulates ($\mu\text{g}/\text{m}^3$) at ASR6 between 1 August 2017 and 30 November 2017 during impact monitoring period. The weather conditions during the monitoring period varied from sunny to cloudy. Major land-based construction activities included: Box Culvert Extension, Construction of North Ventilation Building, Bulk Excavation and Phase 2 Surcharge Removal (1/8/2017 - 30/11/2017) Ref: 0212330_Impact AQM graphs_November 2017_REV a.xlsx



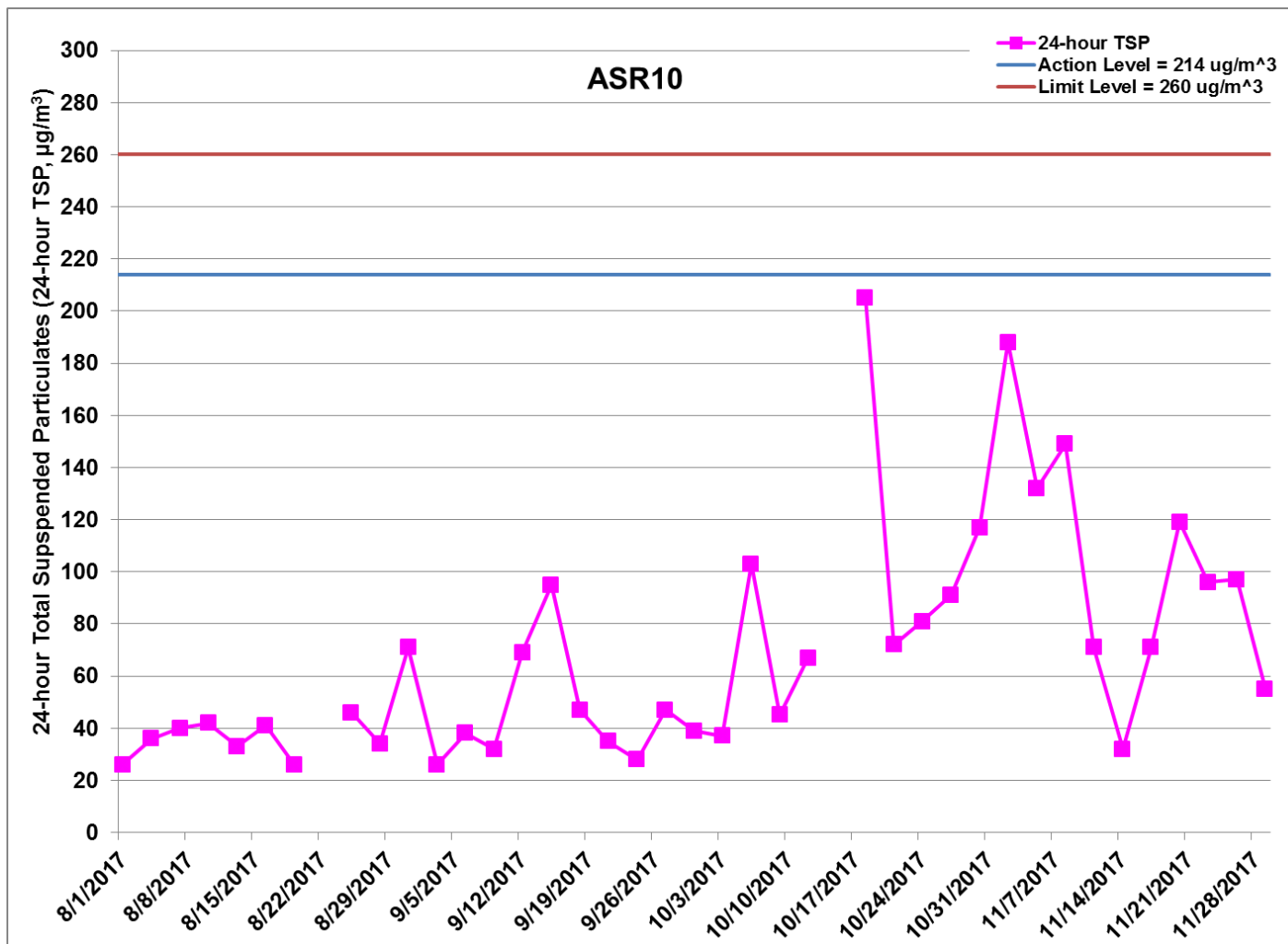


Figure G.10 Impact Monitoring – 24-hour Total Suspended Particulates ($\mu\text{g}/\text{m}^3$) at ASR10 between 1 August 2017 and 30 November 2017 during impact monitoring period. The weather conditions during the monitoring period varied from sunny to cloudy. Major land-based construction activities included: Box Culvert Extension, Construction of North Ventilation Building, Bulk Excavation and Phase 2 Surcharge Removal (1/8/2017 – 30/11/2017) Ref: 0212330_Impact AQM graphs_November 2017_REV a.xlsx



Project	Works	Date	Station	Weather	Start time	Parameters	Results	units
TMCLKL	HY/2012/08	2017-11-02	AQMS1	Sunny	13:30	1-hour TSP	259	ug/m3
TMCLKL	HY/2012/08	2017-11-02	AQMS1	Sunny	15:22	1-hour TSP	209	ug/m3
TMCLKL	HY/2012/08	2017-11-02	AQMS1	Sunny	16:24	1-hour TSP	158	ug/m3
TMCLKL	HY/2012/08	2017-11-02	ASR1	Sunny	13:19	1-hour TSP	221	ug/m3
TMCLKL	HY/2012/08	2017-11-02	ASR1	Sunny	15:10	1-hour TSP	214	ug/m3
TMCLKL	HY/2012/08	2017-11-02	ASR1	Sunny	16:12	1-hour TSP	215	ug/m3
TMCLKL	HY/2012/08	2017-11-02	ASR10	Sunny	12:45	1-hour TSP	403	ug/m3
TMCLKL	HY/2012/08	2017-11-02	ASR10	Sunny	14:35	1-hour TSP	169	ug/m3
TMCLKL	HY/2012/08	2017-11-02	ASR10	Sunny	15:35	1-hour TSP	816	ug/m3
TMCLKL	HY/2012/08	2017-11-02	ASR5	Sunny	13:08	1-hour TSP	351	ug/m3
TMCLKL	HY/2012/08	2017-11-02	ASR5	Sunny	14:59	1-hour TSP	315	ug/m3
TMCLKL	HY/2012/08	2017-11-02	ASR5	Sunny	16:01	1-hour TSP	290	ug/m3
TMCLKL	HY/2012/08	2017-11-02	ASR6	Sunny	12:57	1-hour TSP	267	ug/m3
TMCLKL	HY/2012/08	2017-11-02	ASR6	Sunny	14:47	1-hour TSP	264	ug/m3
TMCLKL	HY/2012/08	2017-11-02	ASR6	Sunny	15:49	1-hour TSP	248	ug/m3
TMCLKL	HY/2012/08	2017-11-05	AQMS1	Sunny	09:10	1-hour TSP	97	ug/m3
TMCLKL	HY/2012/08	2017-11-05	AQMS1	Sunny	10:12	1-hour TSP	101	ug/m3
TMCLKL	HY/2012/08	2017-11-05	AQMS1	Sunny	11:14	1-hour TSP	91	ug/m3
TMCLKL	HY/2012/08	2017-11-05	ASR1	Sunny	08:59	1-hour TSP	145	ug/m3
TMCLKL	HY/2012/08	2017-11-05	ASR1	Sunny	10:01	1-hour TSP	121	ug/m3
TMCLKL	HY/2012/08	2017-11-05	ASR1	Sunny	11:03	1-hour TSP	120	ug/m3
TMCLKL	HY/2012/08	2017-11-05	ASR10	Sunny	08:25	1-hour TSP	127	ug/m3
TMCLKL	HY/2012/08	2017-11-05	ASR10	Sunny	09:27	1-hour TSP	148	ug/m3
TMCLKL	HY/2012/08	2017-11-05	ASR10	Sunny	10:29	1-hour TSP	93	ug/m3
TMCLKL	HY/2012/08	2017-11-05	ASR5	Sunny	08:48	1-hour TSP	196	ug/m3
TMCLKL	HY/2012/08	2017-11-05	ASR5	Sunny	09:50	1-hour TSP	163	ug/m3
TMCLKL	HY/2012/08	2017-11-05	ASR5	Sunny	10:52	1-hour TSP	147	ug/m3
TMCLKL	HY/2012/08	2017-11-05	ASR6	Sunny	08:37	1-hour TSP	177	ug/m3
TMCLKL	HY/2012/08	2017-11-05	ASR6	Sunny	09:39	1-hour TSP	121	ug/m3
TMCLKL	HY/2012/08	2017-11-05	ASR6	Sunny	10:41	1-hour TSP	101	ug/m3

Project	Works	Date	Station	Weather	Start time	Parameters	Results	units
TMCLKL	HY/2012/08	2017-11-08	AQMS1	Sunny	14:00	1-hour TSP	112	ug/m3
TMCLKL	HY/2012/08	2017-11-08	AQMS1	Sunny	15:02	1-hour TSP	88	ug/m3
TMCLKL	HY/2012/08	2017-11-08	AQMS1	Sunny	16:04	1-hour TSP	140	ug/m3
TMCLKL	HY/2012/08	2017-11-08	ASR1	Sunny	13:48	1-hour TSP	143	ug/m3
TMCLKL	HY/2012/08	2017-11-08	ASR1	Sunny	14:50	1-hour TSP	104	ug/m3
TMCLKL	HY/2012/08	2017-11-08	ASR1	Sunny	15:52	1-hour TSP	122	ug/m3
TMCLKL	HY/2012/08	2017-11-08	ASR10	Sunny	13:16	1-hour TSP	135	ug/m3
TMCLKL	HY/2012/08	2017-11-08	ASR10	Sunny	14:18	1-hour TSP	81	ug/m3
TMCLKL	HY/2012/08	2017-11-08	ASR10	Sunny	15:20	1-hour TSP	101	ug/m3
TMCLKL	HY/2012/08	2017-11-08	ASR5	Sunny	13:38	1-hour TSP	168	ug/m3
TMCLKL	HY/2012/08	2017-11-08	ASR5	Sunny	14:40	1-hour TSP	207	ug/m3
TMCLKL	HY/2012/08	2017-11-08	ASR5	Sunny	15:42	1-hour TSP	171	ug/m3
TMCLKL	HY/2012/08	2017-11-08	ASR6	Sunny	13:27	1-hour TSP	154	ug/m3
TMCLKL	HY/2012/08	2017-11-08	ASR6	Sunny	14:29	1-hour TSP	178	ug/m3
TMCLKL	HY/2012/08	2017-11-08	ASR6	Sunny	15:31	1-hour TSP	193	ug/m3
TMCLKL	HY/2012/08	2017-11-11	AQMS1	Sunny	09:08	1-hour TSP	163	ug/m3
TMCLKL	HY/2012/08	2017-11-11	AQMS1	Sunny	10:10	1-hour TSP	131	ug/m3
TMCLKL	HY/2012/08	2017-11-11	AQMS1	Sunny	11:12	1-hour TSP	138	ug/m3
TMCLKL	HY/2012/08	2017-11-11	ASR1	Sunny	08:56	1-hour TSP	251	ug/m3
TMCLKL	HY/2012/08	2017-11-11	ASR1	Sunny	09:58	1-hour TSP	161	ug/m3
TMCLKL	HY/2012/08	2017-11-11	ASR1	Sunny	11:00	1-hour TSP	195	ug/m3
TMCLKL	HY/2012/08	2017-11-11	ASR10	Sunny	08:22	1-hour TSP	141	ug/m3
TMCLKL	HY/2012/08	2017-11-11	ASR10	Sunny	09:24	1-hour TSP	109	ug/m3
TMCLKL	HY/2012/08	2017-11-11	ASR10	Sunny	10:16	1-hour TSP	123	ug/m3
TMCLKL	HY/2012/08	2017-11-11	ASR5	Sunny	08:45	1-hour TSP	389	ug/m3
TMCLKL	HY/2012/08	2017-11-11	ASR5	Sunny	09:47	1-hour TSP	196	ug/m3
TMCLKL	HY/2012/08	2017-11-11	ASR5	Sunny	10:49	1-hour TSP	217	ug/m3
TMCLKL	HY/2012/08	2017-11-11	ASR6	Sunny	08:33	1-hour TSP	236	ug/m3
TMCLKL	HY/2012/08	2017-11-11	ASR6	Sunny	09:35	1-hour TSP	172	ug/m3
TMCLKL	HY/2012/08	2017-11-11	ASR6	Sunny	10:37	1-hour TSP	146	ug/m3

Project	Works	Date	Station	Weather	Start time	Parameters	Results	units
TMCLKL	HY/2012/08	2017-11-14	AQMS1	Cloudy	13:58	1-hour TSP	43	ug/m3
TMCLKL	HY/2012/08	2017-11-14	AQMS1	Cloudy	15:00	1-hour TSP	88	ug/m3
TMCLKL	HY/2012/08	2017-11-14	AQMS1	Cloudy	16:02	1-hour TSP	64	ug/m3
TMCLKL	HY/2012/08	2017-11-14	ASR1	Cloudy	13:46	1-hour TSP	60	ug/m3
TMCLKL	HY/2012/08	2017-11-14	ASR1	Cloudy	14:48	1-hour TSP	91	ug/m3
TMCLKL	HY/2012/08	2017-11-14	ASR1	Cloudy	15:50	1-hour TSP	90	ug/m3
TMCLKL	HY/2012/08	2017-11-14	ASR10	Cloudy	13:12	1-hour TSP	30	ug/m3
TMCLKL	HY/2012/08	2017-11-14	ASR10	Cloudy	14:14	1-hour TSP	44	ug/m3
TMCLKL	HY/2012/08	2017-11-14	ASR10	Cloudy	15:16	1-hour TSP	33	ug/m3
TMCLKL	HY/2012/08	2017-11-14	ASR5	Cloudy	13:35	1-hour TSP	79	ug/m3
TMCLKL	HY/2012/08	2017-11-14	ASR5	Cloudy	14:37	1-hour TSP	89	ug/m3
TMCLKL	HY/2012/08	2017-11-14	ASR5	Cloudy	15:39	1-hour TSP	96	ug/m3
TMCLKL	HY/2012/08	2017-11-14	ASR6	Cloudy	13:24	1-hour TSP	76	ug/m3
TMCLKL	HY/2012/08	2017-11-14	ASR6	Cloudy	14:26	1-hour TSP	58	ug/m3
TMCLKL	HY/2012/08	2017-11-14	ASR6	Cloudy	15:28	1-hour TSP	67	ug/m3
TMCLKL	HY/2012/08	2017-11-17	AQMS1	Sunny	13:47	1-hour TSP	60	ug/m3
TMCLKL	HY/2012/08	2017-11-17	AQMS1	Sunny	14:49	1-hour TSP	54	ug/m3
TMCLKL	HY/2012/08	2017-11-17	AQMS1	Sunny	15:51	1-hour TSP	41	ug/m3
TMCLKL	HY/2012/08	2017-11-17	ASR1	Sunny	13:33	1-hour TSP	92	ug/m3
TMCLKL	HY/2012/08	2017-11-17	ASR1	Sunny	14:35	1-hour TSP	78	ug/m3
TMCLKL	HY/2012/08	2017-11-17	ASR1	Sunny	15:37	1-hour TSP	150	ug/m3
TMCLKL	HY/2012/08	2017-11-17	ASR10	Sunny	13:00	1-hour TSP	60	ug/m3
TMCLKL	HY/2012/08	2017-11-17	ASR10	Sunny	14:02	1-hour TSP	56	ug/m3
TMCLKL	HY/2012/08	2017-11-17	ASR10	Sunny	15:04	1-hour TSP	55	ug/m3
TMCLKL	HY/2012/08	2017-11-17	ASR5	Sunny	13:22	1-hour TSP	100	ug/m3
TMCLKL	HY/2012/08	2017-11-17	ASR5	Sunny	14:24	1-hour TSP	72	ug/m3
TMCLKL	HY/2012/08	2017-11-17	ASR5	Sunny	15:26	1-hour TSP	76	ug/m3
TMCLKL	HY/2012/08	2017-11-17	ASR6	Sunny	13:11	1-hour TSP	66	ug/m3
TMCLKL	HY/2012/08	2017-11-17	ASR6	Sunny	14:13	1-hour TSP	57	ug/m3
TMCLKL	HY/2012/08	2017-11-17	ASR6	Sunny	15:15	1-hour TSP	52	ug/m3

Project	Works	Date	Station	Weather	Start time	Parameters	Results	units
TMCLKL	HY/2012/08	2017-11-20	AQMS1	Cloudy	13:49	1-hour TSP	80	ug/m3
TMCLKL	HY/2012/08	2017-11-20	AQMS1	Cloudy	14:51	1-hour TSP	72	ug/m3
TMCLKL	HY/2012/08	2017-11-20	AQMS1	Cloudy	15:53	1-hour TSP	92	ug/m3
TMCLKL	HY/2012/08	2017-11-20	ASR1	Cloudy	13:39	1-hour TSP	173	ug/m3
TMCLKL	HY/2012/08	2017-11-20	ASR1	Cloudy	14:41	1-hour TSP	152	ug/m3
TMCLKL	HY/2012/08	2017-11-20	ASR1	Cloudy	15:43	1-hour TSP	190	ug/m3
TMCLKL	HY/2012/08	2017-11-20	ASR10	Cloudy	13:06	1-hour TSP	56	ug/m3
TMCLKL	HY/2012/08	2017-11-20	ASR10	Cloudy	14:08	1-hour TSP	53	ug/m3
TMCLKL	HY/2012/08	2017-11-20	ASR10	Cloudy	15:10	1-hour TSP	92	ug/m3
TMCLKL	HY/2012/08	2017-11-20	ASR5	Cloudy	13:28	1-hour TSP	168	ug/m3
TMCLKL	HY/2012/08	2017-11-20	ASR5	Cloudy	14:30	1-hour TSP	129	ug/m3
TMCLKL	HY/2012/08	2017-11-20	ASR5	Cloudy	15:32	1-hour TSP	160	ug/m3
TMCLKL	HY/2012/08	2017-11-20	ASR6	Cloudy	13:17	1-hour TSP	105	ug/m3
TMCLKL	HY/2012/08	2017-11-20	ASR6	Cloudy	14:19	1-hour TSP	120	ug/m3
TMCLKL	HY/2012/08	2017-11-20	ASR6	Cloudy	15:21	1-hour TSP	154	ug/m3
TMCLKL	HY/2012/08	2017-11-23	AQMS1	Sunny	13:54	1-hour TSP	65	ug/m3
TMCLKL	HY/2012/08	2017-11-23	AQMS1	Sunny	14:56	1-hour TSP	91	ug/m3
TMCLKL	HY/2012/08	2017-11-23	AQMS1	Sunny	15:58	1-hour TSP	133	ug/m3
TMCLKL	HY/2012/08	2017-11-23	ASR1	Sunny	13:42	1-hour TSP	263	ug/m3
TMCLKL	HY/2012/08	2017-11-23	ASR1	Sunny	14:44	1-hour TSP	246	ug/m3
TMCLKL	HY/2012/08	2017-11-23	ASR1	Sunny	15:46	1-hour TSP	290	ug/m3
TMCLKL	HY/2012/08	2017-11-23	ASR10	Sunny	13:09	1-hour TSP	56	ug/m3
TMCLKL	HY/2012/08	2017-11-23	ASR10	Sunny	14:11	1-hour TSP	89	ug/m3
TMCLKL	HY/2012/08	2017-11-23	ASR10	Sunny	15:13	1-hour TSP	130	ug/m3
TMCLKL	HY/2012/08	2017-11-23	ASR5	Sunny	13:32	1-hour TSP	288	ug/m3
TMCLKL	HY/2012/08	2017-11-23	ASR5	Sunny	14:34	1-hour TSP	204	ug/m3
TMCLKL	HY/2012/08	2017-11-23	ASR5	Sunny	15:36	1-hour TSP	186	ug/m3
TMCLKL	HY/2012/08	2017-11-23	ASR6	Sunny	13:21	1-hour TSP	189	ug/m3
TMCLKL	HY/2012/08	2017-11-23	ASR6	Sunny	14:23	1-hour TSP	186	ug/m3
TMCLKL	HY/2012/08	2017-11-23	ASR6	Sunny	15:25	1-hour TSP	193	ug/m3

Project	Works	Date	Station	Weather	Start time	Parameters	Results	units
TMCLKL	HY/2012/08	2017-11-26	AQMS1	Sunny	09:10	1-hour TSP	121	ug/m3
TMCLKL	HY/2012/08	2017-11-26	AQMS1	Sunny	10:12	1-hour TSP	115	ug/m3
TMCLKL	HY/2012/08	2017-11-26	AQMS1	Sunny	11:14	1-hour TSP	147	ug/m3
TMCLKL	HY/2012/08	2017-11-26	ASR1	Sunny	09:00	1-hour TSP	272	ug/m3
TMCLKL	HY/2012/08	2017-11-26	ASR1	Sunny	10:02	1-hour TSP	195	ug/m3
TMCLKL	HY/2012/08	2017-11-26	ASR1	Sunny	11:04	1-hour TSP	147	ug/m3
TMCLKL	HY/2012/08	2017-11-26	ASR10	Sunny	08:26	1-hour TSP	128	ug/m3
TMCLKL	HY/2012/08	2017-11-26	ASR10	Sunny	09:28	1-hour TSP	108	ug/m3
TMCLKL	HY/2012/08	2017-11-26	ASR10	Sunny	10:30	1-hour TSP	97	ug/m3
TMCLKL	HY/2012/08	2017-11-26	ASR5	Sunny	08:49	1-hour TSP	272	ug/m3
TMCLKL	HY/2012/08	2017-11-26	ASR5	Sunny	09:51	1-hour TSP	175	ug/m3
TMCLKL	HY/2012/08	2017-11-26	ASR5	Sunny	10:53	1-hour TSP	168	ug/m3
TMCLKL	HY/2012/08	2017-11-26	ASR6	Sunny	08:37	1-hour TSP	187	ug/m3
TMCLKL	HY/2012/08	2017-11-26	ASR6	Sunny	09:39	1-hour TSP	180	ug/m3
TMCLKL	HY/2012/08	2017-11-26	ASR6	Sunny	10:41	1-hour TSP	168	ug/m3
TMCLKL	HY/2012/08	2017-11-29	AQMS1	Sunny	13:52	1-hour TSP	92	ug/m3
TMCLKL	HY/2012/08	2017-11-29	AQMS1	Sunny	14:54	1-hour TSP	113	ug/m3
TMCLKL	HY/2012/08	2017-11-29	AQMS1	Sunny	15:56	1-hour TSP	97	ug/m3
TMCLKL	HY/2012/08	2017-11-29	ASR1	Sunny	13:41	1-hour TSP	240	ug/m3
TMCLKL	HY/2012/08	2017-11-29	ASR1	Sunny	14:43	1-hour TSP	164	ug/m3
TMCLKL	HY/2012/08	2017-11-29	ASR1	Sunny	15:45	1-hour TSP	87	ug/m3
TMCLKL	HY/2012/08	2017-11-29	ASR10	Sunny	13:08	1-hour TSP	254	ug/m3
TMCLKL	HY/2012/08	2017-11-29	ASR10	Sunny	14:10	1-hour TSP	455	ug/m3
TMCLKL	HY/2012/08	2017-11-29	ASR10	Sunny	15:12	1-hour TSP	145	ug/m3
TMCLKL	HY/2012/08	2017-11-29	ASR5	Sunny	13:31	1-hour TSP	300	ug/m3
TMCLKL	HY/2012/08	2017-11-29	ASR5	Sunny	14:33	1-hour TSP	260	ug/m3
TMCLKL	HY/2012/08	2017-11-29	ASR5	Sunny	15:35	1-hour TSP	143	ug/m3
TMCLKL	HY/2012/08	2017-11-29	ASR6	Sunny	13:20	1-hour TSP	204	ug/m3
TMCLKL	HY/2012/08	2017-11-29	ASR6	Sunny	14:22	1-hour TSP	335	ug/m3
TMCLKL	HY/2012/08	2017-11-29	ASR6	Sunny	15::24	1-hour TSP	140	ug/m3

Project	Works	Date	Station	Weather	Start time	Parameters	Results	units
TMCLKL	HY/2012/08	2017-11-02	AQMS1	Sunny	17:26	24-hour TSP	207	ug/m3
TMCLKL	HY/2012/08	2017-11-02	ASR1	Sunny	17:14	24-hour TSP	203	ug/m3
TMCLKL	HY/2012/08	2017-11-02	ASR10	Sunny	16:39	24-hour TSP	188	ug/m3
TMCLKL	HY/2012/08	2017-11-02	ASR5	Sunny	17:03	24-hour TSP	222	ug/m3
TMCLKL	HY/2012/08	2017-11-02	ASR6	Sunny	16:51	24-hour TSP	150	ug/m3
TMCLKL	HY/2012/08	2017-11-05	AQMS1	Sunny	12:16	24-hour TSP	131	ug/m3
TMCLKL	HY/2012/08	2017-11-05	ASR1	Sunny	12:05	24-hour TSP	190	ug/m3
TMCLKL	HY/2012/08	2017-11-05	ASR10	Sunny	11:31	24-hour TSP	132	ug/m3
TMCLKL	HY/2012/08	2017-11-05	ASR5	Sunny	11:54	24-hour TSP	179	ug/m3
TMCLKL	HY/2012/08	2017-11-05	ASR6	Sunny	11:43	24-hour TSP	146	ug/m3
TMCLKL	HY/2012/08	2017-11-08	AQMS1	Sunny	17:06	24-hour TSP	49	ug/m3
TMCLKL	HY/2012/08	2017-11-08	ASR1	Sunny	16:54	24-hour TSP	72	ug/m3
TMCLKL	HY/2012/08	2017-11-08	ASR10	Sunny	16:22	24-hour TSP	149	ug/m3
TMCLKL	HY/2012/08	2017-11-08	ASR5	Sunny	16:44	24-hour TSP	101	ug/m3
TMCLKL	HY/2012/08	2017-11-08	ASR6	Sunny	16:33	24-hour TSP	83	ug/m3
TMCLKL	HY/2012/08	2017-11-11	AQMS1	Sunny	12:14	24-hour TSP	78	ug/m3
TMCLKL	HY/2012/08	2017-11-11	ASR1	Sunny	12:02	24-hour TSP	106	ug/m3
TMCLKL	HY/2012/08	2017-11-11	ASR10	Sunny	11:28	24-hour TSP	71	ug/m3
TMCLKL	HY/2012/08	2017-11-11	ASR5	Sunny	11:51	24-hour TSP	103	ug/m3
TMCLKL	HY/2012/08	2017-11-11	ASR6	Sunny	11:39	24-hour TSP	98	ug/m3
TMCLKL	HY/2012/08	2017-11-14	AQMS1	Cloudy	17:04	24-hour TSP	40	ug/m3
TMCLKL	HY/2012/08	2017-11-14	ASR1	Cloudy	16:52	24-hour TSP	64	ug/m3
TMCLKL	HY/2012/08	2017-11-14	ASR10	Cloudy	16:18	24-hour TSP	32	ug/m3
TMCLKL	HY/2012/08	2017-11-14	ASR5	Cloudy	16:41	24-hour TSP	85	ug/m3
TMCLKL	HY/2012/08	2017-11-14	ASR6	Cloudy	16:30	24-hour TSP	42	ug/m3
TMCLKL	HY/2012/08	2017-11-17	AQMS1	Sunny	16:53	24-hour TSP	49	ug/m3
TMCLKL	HY/2012/08	2017-11-17	ASR1	Sunny	16:39	24-hour TSP	93	ug/m3
TMCLKL	HY/2012/08	2017-11-17	ASR10	Sunny	16:06	24-hour TSP	71	ug/m3
TMCLKL	HY/2012/08	2017-11-17	ASR5	Sunny	16:28	24-hour TSP	101	ug/m3
TMCLKL	HY/2012/08	2017-11-17	ASR6	Sunny	16:17	24-hour TSP	79	ug/m3

Project	Works	Date	Station	Weather	Start time	Parameters	Results	units
TMCLKL	HY/2012/08	2017-11-20	AQMS1	Cloudy	16:55	24-hour TSP	54	ug/m3
TMCLKL	HY/2012/08	2017-11-20	ASR1	Cloudy	16:45	24-hour TSP	111	ug/m3
TMCLKL	HY/2012/08	2017-11-20	ASR10	Cloudy	16:12	24-hour TSP	119	ug/m3
TMCLKL	HY/2012/08	2017-11-20	ASR5	Cloudy	16:34	24-hour TSP	109	ug/m3
TMCLKL	HY/2012/08	2017-11-20	ASR6	Cloudy	16:23	24-hour TSP	34	ug/m3
TMCLKL	HY/2012/08	2017-11-23	AQMS1	Sunny	17:00	24-hour TSP	101	ug/m3
TMCLKL	HY/2012/08	2017-11-23	ASR1	Sunny	16:48	24-hour TSP	219	ug/m3
TMCLKL	HY/2012/08	2017-11-23	ASR10	Sunny	16:15	24-hour TSP	96	ug/m3
TMCLKL	HY/2012/08	2017-11-23	ASR5	Sunny	16:38	24-hour TSP	147	ug/m3
TMCLKL	HY/2012/08	2017-11-23	ASR6	Sunny	16:27	24-hour TSP	128	ug/m3
TMCLKL	HY/2012/08	2017-11-26	AQMS1	Sunny	12:16	24-hour TSP	79	ug/m3
TMCLKL	HY/2012/08	2017-11-26	ASR1	Sunny	12:06	24-hour TSP	125	ug/m3
TMCLKL	HY/2012/08	2017-11-26	ASR10	Sunny	11:32	24-hour TSP	97	ug/m3
TMCLKL	HY/2012/08	2017-11-26	ASR5	Sunny	11:55	24-hour TSP	112	ug/m3
TMCLKL	HY/2012/08	2017-11-26	ASR6	Sunny	11:43	24-hour TSP	116	ug/m3
TMCLKL	HY/2012/08	2017-11-29	AQMS1	Sunny	16:58	24-hour TSP	48	ug/m3
TMCLKL	HY/2012/08	2017-11-29	ASR1	Sunny	16:47	24-hour TSP	102	ug/m3
TMCLKL	HY/2012/08	2017-11-29	ASR10	Sunny	16:14	24-hour TSP	55	ug/m3
TMCLKL	HY/2012/08	2017-11-29	ASR5	Sunny	16:37	24-hour TSP	108	ug/m3
TMCLKL	HY/2012/08	2017-11-29	ASR6	Sunny	16:26	24-hour TSP	81	ug/m3