

High-Volume TSP Sampler
5-Point Calibration Record

Location : ASR 5
 Calibrated by : P.F. Yeung
 Date : 09/02/2018

Sampler

Model : TE-5170
 Serial Number : S/N 0816

Calibration Orifice and Standard Calibration Relationship

Serial Number : 2454
 Service Date : 20 March 2017
 Slope (m) : 2.08464
 Intercept (b) : -0.036840
 Correlation Coefficient(r) : 0.99994

Standard Condition

Pstd (hpa) : 1013
 Tstd (K) : 298.18

Calibration Condition

Pa (hpa) : 1017
 Ta(K) : 289

Resistance Plate		dH [green liquid] (inch water)	Z	X=Qstd (cubic meter/min)	IC (chart)	Y (corrected)
1	18 holes	12.5	3.597	1.743	52	52.91
2	13 holes	9.5	3.136	1.522	47	47.82
3	10 holes	7.0	2.692	1.309	40	40.70
4	7 holes	4.8	2.229	1.087	35	35.61
5	5 holes	2.3	1.543	0.758	28	28.49

Notes: $Z = \sqrt{dH(Pa/Pstd)(Tstd/Ta)}$, $X = Z/m - b$, $Y(\text{Corrected Flow}) = IC * \{\sqrt{Pa/Pstd}(Tstd/Ta)\}$

Sampler Calibration Relationship (Linear Regression)

Slope(m): 25.228 Intercept(b): 8.717 Correlation Coefficient(r): 0.9969

Checked by: Magnum Fan

Date: 13/02/2018

High-Volume TSP Sampler
5-Point Calibration Record

Location : AQMS1
 Calibrated by : P.F. Yeung
 Date : 09/02/2018

Sampler

Model : TE-5170
 Serial Number : S/N 1253

Calibration Orifice and Standard Calibration Relationship

Serial Number : 2454
 Service Date : 20 March 2017
 Slope (m) : 2.08464
 Intercept (b) : -0.036840
 Correlation Coefficient(r) : 0.99994

Standard Condition

Pstd (hpa) : 1013
 Tstd (K) : 298.18

Calibration Condition

Pa (hpa) : 1017
 Ta(K) : 289

Resistance Plate		dH [green liquid] (inch water)	Z	X=Qstd (cubic meter/min)	IC (chart)	Y (corrected)
1	18 holes	13.8	3.780	1.831	50	50.87
2	13 holes	10.8	3.344	1.622	45	45.79
3	10 holes	8.2	2.914	1.415	40	40.70
4	7 holes	5.6	2.408	1.173	33	33.58
5	5 holes	3.8	1.983	0.969	26	26.45

Notes: $Z = \sqrt{dH(Pa/Pstd)(Tstd/Ta)}$, $X = Z/m - b$, $Y(\text{Corrected Flow}) = IC * \{\sqrt{Pa/Pstd}(Tstd/Ta)\}$

Sampler Calibration Relationship (Linear Regression)

Slope(m): 28.118 Intercept(b): 0.059 Correlation Coefficient(r): 0.9971

Checked by: Magnum Fan

Date: 13/02/2018

High-Volume TSP Sampler
5-Point Calibration Record

Location : ASR 1
 Calibrated by : P.F. Yeung
 Date : 09/02/2018

Sampler

Model : TE-5170
 Serial Number : S/N 0146

Calibration Orifice and Standard Calibration Relationship

Serial Number : 2454
 Service Date : 20 March 2017
 Slope (m) : 2.08464
 Intercept (b) : -0.036840
 Correlation Coefficient(r) : 0.99994

Standard Condition

Pstd (hpa) : 1013
 Tstd (K) : 298.18

Calibration Condition

Pa (hpa) : 1017
 Ta(K) : 289

Resistance Plate	dH [green liquid] (inch water)	Z	X=Qstd (cubic meter/min)	IC (chart)	Y (corrected)
1 18 holes	11.3	3.420	1.658	54	54.94
2 13 holes	9.3	3.103	1.506	50	50.87
3 10 holes	7.2	2.730	1.327	45	45.79
4 7 holes	4.7	2.206	1.076	40	40.70
5 5 holes	3.0	1.762	0.863	33	33.58

Notes: $Z = \sqrt{dH(Pa/Pstd)(Tstd/Ta)}$, $X = Z/m - b$, $Y(\text{Corrected Flow}) = IC * \{\sqrt{Pa/Pstd}(Tstd/Ta)\}$

Sampler Calibration Relationship (Linear Regression)

Slope(m): 26.132 Intercept(b): 11.566 Correlation Coefficient(r): 0.9973

Checked by: Magnum Fan

Date: 13/02/2018

High-Volume TSP Sampler
5-Point Calibration Record

Location : ASR 6
 Calibrated by : P.F. Yeung
 Date : 09/02/2018

Sampler

Model : TE-5170
 Serial Number : S/N 3957

Calibration Orifice and Standard Calibration Relationship

Serial Number : 2454
 Service Date : 20 March 2017
 Slope (m) : 2.08464
 Intercept (b) : -0.036840
 Correlation Coefficient(r) : 0.99994

Standard Condition

Pstd (hpa) : 1013
 Tstd (K) : 298.18

Calibration Condition

Pa (hpa) : 1017
 Ta(K) : 289

Resistance Plate		dH [green liquid] (inch water)	Z	X=Qstd (cubic meter/min)	IC (chart)	Y (corrected)
1	18 holes	13.5	3.738	1.811	57	57.99
2	13 holes	11.2	3.405	1.651	50	50.87
3	10 holes	8.2	2.914	1.415	45	45.79
4	7 holes	5.6	2.408	1.173	37	37.65
5	5 holes	3.6	1.930	0.944	30	30.52

Notes: $Z = \sqrt{dH(Pa/Pstd)(Tstd/Ta)}$, $X = Z/m - b$, $Y(\text{Corrected Flow}) = IC * \{\sqrt{Pa/Pstd}(Tstd/Ta)\}$

Sampler Calibration Relationship (Linear Regression)

Slope(m): 30.692 Intercept(b): 1.634 Correlation Coefficient(r): 0.9966

Checked by: Magnum Fan

Date: 13/02/2018

High-Volume TSP Sampler
5-Point Calibration Record

Location : ASR 5
 Calibrated by : P.F. Yeung
 Date : 09/04/2018

Sampler

Model : TE-5170
 Serial Number : S/N 0816

Calibration Orifice and Standard Calibration Relationship

Serial Number : 2454
 Service Date : 19 Mar 2018
 Slope (m) : 2.05242
 Intercept (b) : -0.01383
 Correlation Coefficient(r) : 0.99994

Standard Condition

Pstd (hpa) : 1013
 Tstd (K) : 298.18

Calibration Condition

Pa (hpa) : 1017
 Ta(K) : 299

Resistance Plate		dH [green liquid] (inch water)	Z	X=Qstd (cubic meter/min)	IC (chart)	Y (corrected)
1	18 holes	10.6	3.257	1.594	52	52.02
2	13 holes	9.0	3.001	1.469	46	46.01
3	10 holes	6.6	2.570	1.259	40	40.01
4	7 holes	4.2	2.050	1.006	32	32.01
5	5 holes	2.8	1.674	0.822	25	25.01

Notes: $Z = \sqrt{dH(Pa/Pstd)(Tstd/Ta)}$, $X = Z/m - b$, $Y(\text{Corrected Flow}) = IC * \{\sqrt{Pa/Pstd}(Tstd/Ta)\}$

Sampler Calibration Relationship (Linear Regression)

Slope(m): 33.715 Intercept(b): -2.451 Correlation Coefficient(r): 0.9978

Checked by: Magnum Fan

Date: 11/04/2018

High-Volume TSP Sampler
5-Point Calibration Record

Location : ASR10
 Calibrated by : P.F. Yeung
 Date : 09/04/2018

Sampler

Model : TE-5170
 Serial Number : S/N 8162

Calibration Orifice and Standard Calibration Relationship

Serial Number : 2454
 Service Date : 19 Mar 2018
 Slope (m) : 2.05242
 Intercept (b) : -0.01383
 Correlation Coefficient(r) : 0.99994

Standard Condition

Pstd (hpa) : 1013
 Tstd (K) : 298.18

Calibration Condition

Pa (hpa) : 1017
 Ta(K) : 299

Resistance Plate		dH [green liquid] (inch water)	Z	X=Qstd (cubic meter/min)	IC (chart)	Y (corrected)
1	18 holes	10.60	3.257	1.594	54	54.02
2	13 holes	8.60	2.933	1.436	49	49.01
3	10 holes	6.60	2.570	1.259	43	43.01
4	7 holes	4.40	2.098	1.029	35	35.01
5	5 holes	2.80	1.674	0.822	28	28.01

Notes: $Z = \sqrt{dH(Pa/Pstd)(Tstd/Ta)}$, $X = Z/m - b$, $Y(\text{Corrected Flow}) = IC * \{\sqrt{Pa/Pstd}(Tstd/Ta)\}$

Sampler Calibration Relationship (Linear Regression)

Slope(m): 33.899 Intercept(b): 0.187 Correlation Coefficient(r): 0.9999

Checked by: Magnum Fan

Date: 11/04/2018

High-Volume TSP Sampler
5-Point Calibration Record

Location : AQMS1
 Calibrated by : P.F. Yeung
 Date : 09/04/2018

Sampler

Model : TE-5170
 Serial Number : S/N 1253

Calibration Orifice and Standard Calibration Relationship

Serial Number : 2454
 Service Date : 19 Mar 2018
 Slope (m) : 2.05242
 Intercept (b) : -0.01383
 Correlation Coefficient(r) : 0.99994

Standard Condition

Pstd (hpa) : 1013
 Tstd (K) : 298.18

Calibration Condition

Pa (hpa) : 1017
 Ta(K) : 299

Resistance Plate		dH [green liquid] (inch water)	Z	X=Qstd (cubic meter/min)	IC (chart)	Y (corrected)
1	18 holes	12.0	3.465	1.695	52	52.02
2	13 holes	10.4	3.226	1.578	46	46.01
3	10 holes	7.6	2.758	1.350	41	41.01
4	7 holes	4.7	2.169	1.063	34	34.01
5	5 holes	3.3	1.817	0.892	27	27.01

Notes: $Z = \sqrt{dH(Pa/Pstd)(Tstd/Ta)}$, $X = Z/m - b$, $Y(\text{Corrected Flow}) = IC * \{\sqrt{Pa/Pstd}(Tstd/Ta)\}$

Sampler Calibration Relationship (Linear Regression)

Slope(m): 28.841 Intercept(b): 2.061 Correlation Coefficient(r): 0.9924

Checked by: Magnum Fan

Date: 11/04/2018

High-Volume TSP Sampler
5-Point Calibration Record

Location : ASR 1
 Calibrated by : P.F.Yeung
 Date : 09/04/2018

Sampler

Model : TE-5170
 Serial Number : S/N 0146

Calibration Orifice and Standard Calibration Relationship

Serial Number : 2454
 Service Date : 19 Mar 2018
 Slope (m) : 2.05242
 Intercept (b) : -0.01383
 Correlation Coefficient(r) : 0.99994

Standard Condition

Pstd (hpa) : 1013
 Tstd (K) : 298.18

Calibration Condition

Pa (hpa) : 1017
 Ta(K) : 299

Resistance Plate	dH [green liquid] (inch water)	Z	X=Qstd (cubic meter/min)	IC (chart)	Y (corrected)
1 18 holes	11.7	3.422	1.674	54	54.02
2 13 holes	8.8	2.967	1.453	49	49.01
3 10 holes	6.6	2.570	1.259	42	42.01
4 7 holes	4.4	2.098	1.029	34	34.01
5 5 holes	2.8	1.674	0.822	28	28.01

Notes: $Z = \sqrt{dH(Pa/Pstd)(Tstd/Ta)}$, $X = Z/m - b$, $Y(\text{Corrected Flow}) = IC * \{\sqrt{Pa/Pstd}(Tstd/Ta)\}$

Sampler Calibration Relationship (Linear Regression)

Slope(m): 31.507 Intercept(b): 2.113 Correlation Coefficient(r): 0.9975

Checked by: Magnum Fan

Date: 11/04/2018

High-Volume TSP Sampler
5-Point Calibration Record

Location : ASR 6
 Calibrated by : P.F. Yeung
 Date : 09/04/2018

Sampler

Model : TE-5170
 Serial Number : S/N 3957

Calibration Orifice and Standard Calibration Relationship

Serial Number : 2454
 Service Date : 19 Mar 2018
 Slope (m) : 2.05242
 Intercept (b) : -0.01383
 Correlation Coefficient(r) : 0.99994

Standard Condition

Pstd (hpa) : 1013
 Tstd (K) : 298.18

Calibration Condition

Pa (hpa) : 1017
 Ta(K) : 299

Resistance Plate	dH [green liquid] (inch water)	Z	X=Qstd (cubic meter/min)	IC (chart)	Y (corrected)
1 18 holes	12.8	3.579	1.750	54	54.02
2 13 holes	10.4	3.226	1.578	49	49.01
3 10 holes	8.0	2.829	1.385	42	42.01
4 7 holes	5.0	2.237	1.097	34	34.01
5 5 holes	3.2	1.789	0.879	28	28.01

Notes: $Z = \sqrt{dH(Pa/Pstd)(Tstd/Ta)}$, $X = Z/m - b$, $Y(\text{Corrected Flow}) = IC * \{\sqrt{Pa/Pstd}(Tstd/Ta)\}$

Sampler Calibration Relationship (Linear Regression)

Slope(m): 30.029 Intercept(b): 1238 Correlation Coefficient(r): 0.9989

Checked by: Magnum Fan

Date: 11/04/2018



TISCH ENVIRONMENTAL, INC.
 145 SOUTH MIAMI AVE
 VILLAGE OF CLEVELS, OH
 45002
 513.467.9000
 877.263.7610 TOLL FREE
 513.467.9009 FAX

ORIFICE TRANSFER STANDARD CERTIFICATION WORKSHEET TE-5025A

Date - Mar 20, 2017 Rootsmeter S/N 0438320 Ta (K) - 293
 Operator Tisch Orifice I.D. - 2454 Pa (mm) - 759.46

PLATE OR Run #	VOLUME START (m3)	VOLUME STOP (m3)	DIFF VOLUME (m3)	DIFF TIME (min)	METER	ORFICE
					DIFF Hg (mm)	DIFF H2O (in.)
1	NA	NA	1.00	1.4390	3.2	2.00
2	NA	NA	1.00	1.0240	6.4	4.00
3	NA	NA	1.00	0.9170	7.9	5.00
4	NA	NA	1.00	0.8730	8.8	5.50
5	NA	NA	1.00	0.7200	12.8	8.00

DATA TABULATION

Vstd	(x axis) Qstd	(y axis)	Va	(x axis) Qa	(y axis)
1.0120	0.7033	1.4257	0.9958	0.6920	0.8784
1.0078	0.9842	2.0163	0.9916	0.9683	1.2423
1.0057	1.0967	2.2543	0.9895	1.0791	1.3889
1.0045	1.1507	2.3643	0.9884	1.1322	1.4567
0.9992	1.3878	2.8514	0.9831	1.3654	1.7568
Qstd slope (m) = 2.08464			Qa slope (m) = 1.30537		
intercept (b) = -0.03684			intercept (b) = -0.02270		
coefficient (r) = 0.99994			coefficient (r) = 0.99994		
y axis = SQRT[H2O(Pa/760) (298/Ta)]			y axis = SQRT[H2O(Ta/Pa)]		

CALCULATIONS

Vstd = Diff. Vol [(Pa-Diff. Hg)/760] (298/Ta)
 Qstd = Vstd/Time

Va = Diff Vol [(Pa-Diff Hg)/Pa]
 Qa = Va/Time

For subsequent flow rate calculations:

Qstd = 1/m{ [SQRT(H2O(Pa/760) (298/Ta))] - b}
 Qa = 1/m{ [SQRT H2O(Ta/Pa)] - b}



Certificate of Calibration

Calibration Certification Information			
Cal. Date: March 19, 2018	Rootsmeter S/N: 438320	Ta: 294	°K
Operator: Jim Tisch		Pa: 746.8	mm Hg
Calibration Model #: TE-5025A	Calibrator S/N: 2454		

Run	Vol. Init (m3)	Vol. Final (m3)	ΔVol. (m3)	ΔTime (min)	ΔP (mm Hg)	ΔH (in H2O)
1	1	2	1	1.4300	3.2	2.00
2	3	4	1	1.0040	6.4	4.00
3	5	6	1	0.9030	7.9	5.00
4	7	8	1	0.8590	8.7	5.50
5	9	10	1	0.7080	12.8	8.00

Data Tabulation					
Vstd (m3)	Qstd (x-axis)	$\sqrt{\Delta H \left(\frac{Pa}{Pstd} \right) \left(\frac{Tstd}{Ta} \right)}$ (y-axis)	Va	Qa (x-axis)	$\sqrt{\Delta H \left(\frac{Ta}{Pa} \right)}$ (y-axis)
0.9917	0.6935	1.4113	0.9957	0.6963	0.8874
0.9874	0.9835	1.9959	0.9914	0.9875	1.2549
0.9854	1.0913	2.2315	0.9894	1.0957	1.4030
0.9843	1.1459	2.3405	0.9883	1.1506	1.4715
0.9789	1.3826	2.8227	0.9829	1.3882	1.7747
QSTD	m=	2.05242	QA	m=	1.28519
	b=	-0.01383		b=	-0.00869
	r=	0.99994		r=	0.99994

Calculations	
Vstd= $\Delta Vol \left(\frac{Pa - \Delta P}{Pstd} \right) \left(\frac{Tstd}{Ta} \right)$	Va= $\Delta Vol \left(\frac{Pa - \Delta P}{Pa} \right)$
Qstd= Vstd/ΔTime	Qa= Va/ΔTime
For subsequent flow rate calculations:	
Qstd= $1/m \left(\left(\sqrt{\Delta H \left(\frac{Pa}{Pstd} \right) \left(\frac{Tstd}{Ta} \right)} \right) - b \right)$	Qa= $1/m \left(\left(\sqrt{\Delta H \left(\frac{Ta}{Pa} \right)} \right) - b \right)$

Standard Conditions	
Tstd:	298.15 °K
Pstd:	760 mm Hg
Key	
ΔH: calibrator manometer reading (in H2O)	
ΔP: rootsmeter manometer reading (mm Hg)	
Ta: actual absolute temperature (°K)	
Pa: actual barometric pressure (mm Hg)	
b: intercept	
m: slope	

RECALIBRATION
US EPA recommends annual recalibration per 1998 40 Code of Federal Regulations Part 50 to 51, Appendix B to Part 50, Reference Method for the Determination of Suspended Particulate Matter in the Atmosphere, 9.2.17, page 30

ENVIROTECH SERVICES CO.

Calibration Report of Wind Meter

Date of Calibration : 18 October 2017

Brand of Test Meter: Davis

Model: Vantage Pro 2 (s/n: AS160104014)

Location : Roof of Tuen Mun Firestation

Procedures :

- 1. Wind Still Test : The wind speed sensor was hold by hand until it keep still
- 2. Wind Speed Test : The wind meter was on-site calibrated against the Anemometer
- 3. Wind Direction Test : The wind meter was on-site calibrated against the marine compass at four directions

Results:

Wind Still Test


Wind Speed (m/s)
0.00


Wind Speed Test

Davis (m/s)	Anemometer (m/s)
0.7	0.8
1.2	1.4
2.5	2.8

Wind Direction Test

Davis (o)	Marine Compass (o)
272	270
1	0
91	90
181	180

Calibrated by: 
Yeung Ping Fai
(Technical Officer)

Checked by : 
Ho Kam Fat
(Senior Technical Officer)

ENVIROTECH SERVICES CO.

Calibration Report of Wind Meter

Date of Calibration : 01 April 2018

Brand of Test Meter: Davis

Model: Vantage Pro 2 (s/n: AS160104014)

Location : Roof of Tuen Mun Firestation

Procedures :

- 1. Wind Still Test: The wind speed sensor was hold by hand until it keep still
- 2.Wind Speed Test: The wind meter was on-site calibrated against the Anemometer
- 3.Wind Direction Test : The wind meter was on-site calibrated against the marine compass at four directions

Results:

Wind Still Test

Wind Speed (m/s)
0.00

Wind Speed Test

Davis (m/s)	Anemometer (m/s)
0.5	0.4
1.0	0.9
1.7	1.5

Wind Direction Test

Davis (o)	Marine Compass (o)
269	270
359	0
91	90
179	180

Calibrated by: *Ho*
Yeung Ping Fai
(Technical Officer)

Checked by : *Fai*
Ho Kam Fat
(Senior Technical Officer)



輝創工程有限公司

Sun Creation Engineering Limited

Calibration and Testing Laboratory

Certificate of Calibration 校正證書

Certificate No. : C175727
證書編號

ITEM TESTED / 送檢項目 (Job No. / 序引編號 : IC17-2277) Date of Receipt / 收件日期 : 3 October 2017

Description / 儀器名稱 : Anemometer
Manufacturer / 製造商 : Lutron
Model No. / 型號 : AM-4201
Serial No. / 編號 : AF.27513
Supplied By / 委託者 : Envirotech Services Co.
Room 113, 1/F, My Loft, 9 Hoi Wing Road, Tuen Mun,
New Territories, Hong Kong

TEST CONDITIONS / 測試條件

Temperature / 溫度 : (23 ± 2)°C Relative Humidity / 相對濕度 : (55 ± 20)%
Line Voltage / 電壓 : ---

TEST SPECIFICATIONS / 測試規範


Calibration check


DATE OF TEST / 測試日期 : 13 October 2017

TEST RESULTS / 測試結果

The results apply to the particular unit-under-test only.
The results are detailed in the subsequent page(s).

The test equipment used for calibration are traceable to National Standards via :
- Testo Industrial Services GmbH, Germany

Tested By : 
測試 H C Chan
Engineer

Certified By : 
核證 K C Lee
Engineer

Date of Issue : 16 October 2017
簽發日期

The test equipment used for calibration are traceable to the Nation Standards as specified in this certificate. This certificate shall not be reproduced except in full, without the prior written approval of this laboratory.
本證書所載校正用之測試器材均可溯源至國際標準。局部複印本證書需先獲本實驗室書面批准。

Certificate of Calibration

校正證書

Certificate No. : C175727

證書編號

1. The unit-under-test (UUT) was allowed to stabilize in the laboratory for over 12 hours before the commencement of the test.
2. The results presented are the mean of 10 measurements at each calibration point.
3. Test equipment :

<u>Equipment ID</u>	<u>Description</u>	<u>Certificate No.</u>
CL386	Multi-function Measuring Instrument	S16493

4. Test procedure : MA130N.

5. Results :

Air Velocity

Applied Value (m/s)	UUT Reading (m/s)	Measured Correction		
		Value (m/s)	Measurement Uncertainty	
			Expanded Uncertainty (m/s)	Coverage Factor
1.9	1.7	+0.2	0.2	2.0
4.0	3.8	+0.2	0.2	2.0
6.0	5.9	+0.1	0.3	2.0
8.0	8.0	0.0	0.3	2.0
10.0	10.1	-0.1	0.4	2.0

Remarks : - The Measured Corrections are defined as :
Value = Applied Value - UUT Reading

- The expanded uncertainties are for a level of confidence of 95 %.

Note :

Only the original copy or the laboratory's certified true copy is valid.

The values given in this Certificate only relate to the values measured at the time of the test and any uncertainties quoted will not include allowance for the equipment long term drift, variations with environment changes, vibration and shock during transportation, overloading, mis-handling, or the capability of any other laboratory to repeat the measurement. Sun Creation Engineering Limited shall not be liable for any loss or damage resulting from the use of the equipment.

The test equipment used for calibration are traceable to the Nation Standards as specified in this certificate. This certificate shall not be reproduced except in full, without the prior written approval of this laboratory.

本證書所載校正用之測試器材均可溯源至國際標準。局部深印本證書需先獲本實驗室書面批准。

Sun Creation Engineering Limited Calibration & Testing Laboratory

c/o 4F, Tsing Shan Wan Exchange Building, 1 Hing On Lane, Tuen Mun, New Territories, Hong Kong

輝創工程有限公司 校正及檢測實驗室

c/o 香港新界屯門興安里一號青山灣機樓四樓

Tel 電話: 2927 2606

Fax 傳真: 2744 8986

E-mail 電郵: callab@suncreation.com

Website 網址: www.suncreation.com