

Appendix E

Copies of  
Calibration  
Certificates for Air  
and Water Quality  
Monitoring

High-Volume TSP Sampler  
5-Point Calibration Record

Location : ASR 5  
 Calibrated by : P.F. Yeung  
 Date : 08/06/2019

Sampler

Model : TE-5170  
 Serial Number : S/N 0816

Calibration Orifice and Standard Calibration Relationship

Serial Number : 2454  
 Service Date : 25 February 2019  
 Slope (m) : 2.07076  
 Intercept (b) : -0.02917  
 Correlation Coefficient(r) : 1.00000

Standard Condition

Pstd (hpa) : 1013  
 Tstd (K) : 298.18

Calibration Condition

Pa (hpa) : 1008  
 Ta(K) : 304

Resistance Plate		dH [green liquid] (inch water)	Z	X=Qstd (cubic meter/min)	IC (chart)	Y (corrected)
1	18 holes	12.2	3.450	1.680	56	55.31
2	13 holes	9.2	2.996	1.461	50	49.38
3	10 holes	7.0	2.613	1.276	45	44.44
4	7 holes	4.8	2.164	1.059	38	37.53
5	5 holes	2.5	1.562	0.768	28	27.65

Notes:  $Z = \sqrt{dH(Pa/Pstd)(Tstd/Ta)}$ ,  $X = Z/m - b$ ,  $Y(\text{Corrected Flow}) = IC * \{\sqrt{Pa/Pstd}(Tstd/Ta)\}$

Sampler Calibration Relationship (Linear Regression)

Slope(m): 28.547                      Intercept(b): 8.230                      Correlation Coefficient(r): 0.9952

Checked by: Magnum Fan

Date: 12/06/2019

High-Volume TSP Sampler  
5-Point Calibration Record

Location : ASR10  
 Calibrated by : P.F. Yeung  
 Date : 08/06/2019

Sampler

Model : TE-5170  
 Serial Number : S/N 8162

Calibration Orifice and Standard Calibration Relationship

Serial Number : 2454  
 Service Date : 25 February 2019  
 Slope (m) : 2.07076  
 Intercept (b) : -0.02917  
 Correlation Coefficient(r) : 1.00000

Standard Condition

Pstd (hpa) : 1013  
 Tstd (K) : 298.18

Calibration Condition

Pa (hpa) : 1008  
 Ta(K) : 304

Resistance Plate		dH [green liquid] (inch water)	Z	X=Qstd (cubic meter/min)	IC (chart)	Y (corrected)
1	18 holes	11.2	3.305	1.610	55	54.32
2	13 holes	9.4	3.028	1.476	50	49.38
3	10 holes	6.6	2.537	1.239	45	44.44
4	7 holes	4.2	2.024	0.992	38	37.53
5	5 holes	2.6	1.593	0.783	30	29.63

Notes:  $Z = \sqrt{dH(Pa/Pstd)(Tstd/Ta)}$ ,  $X = Z/m - b$ ,  $Y(\text{Corrected Flow}) = IC * \{\sqrt{Pa/Pstd}(Tstd/Ta)\}$

Sampler Calibration Relationship (Linear Regression)

Slope(m): 28.547                      Intercept(b): 8.230                      Correlation Coefficient(r): 0.9952

Checked by: Magnum Fan

Date: 12/06/2019

High-Volume TSP Sampler  
5-Point Calibration Record

Location : AQMS1  
 Calibrated by : P.F. Yeung  
 Date : 08/06/2019

Sampler

Model : TE-5170  
 Serial Number : S/N 1253

Calibration Orifice and Standard Calibration Relationship

Serial Number : 2454  
 Service Date : 25 February 2019  
 Slope (m) : 2.07076  
 Intercept (b) : -0.02917  
 Correlation Coefficient(r) : 1.00000

Standard Condition

Pstd (hpa) : 1013  
 Tstd (K) : 298.18

Calibration Condition

Pa (hpa) : 1008  
 Ta(K) : 304

Resistance Plate	dH [green liquid] (inch water)	Z	X=Qstd (cubic meter/min)	IC (chart)	Y (corrected)
1   18 holes	12.0	3.421	1.666	55	54.32
2   13 holes	9.2	2.996	1.461	50	49.38
3   10 holes	6.6	2.537	1.239	44	43.46
4   7 holes	4.5	2.095	1.026	37	36.54
5   5 holes	2.4	1.530	0.753	28	27.65

Notes:  $Z = \sqrt{dH(Pa/Pstd)(Tstd/Ta)}$ ,  $X = Z/m - b$ ,  $Y(\text{Corrected Flow}) = IC * \{\sqrt{Pa/Pstd}(Tstd/Ta)\}$

Sampler Calibration Relationship (Linear Regression)

Slope(m): 29.345

Intercept(b): 6.205

Correlation Coefficient(r): 0.9978

Checked by: Magnum Fan

Date: 12/06/2019

High-Volume TSP Sampler  
5-Point Calibration Record

Location : ASR 1  
 Calibrated by : P.F.Yeung  
 Date : 08/06/2019

Sampler

Model : TE-5170  
 Serial Number : S/N 0146

Calibration Orifice and Standard Calibration Relationship

Serial Number : 2454  
 Service Date : 25 February 2019  
 Slope (m) : 2.07076  
 Intercept (b) : -0.02917  
 Correlation Coefficient(r) : 1.00000

Standard Condition

Pstd (hpa) : 1013  
 Tstd (K) : 298.18

Calibration Condition

Pa (hpa) : 1008  
 Ta(K) : 304

Resistance Plate	dH [green liquid] (inch water)	Z	X=Qstd (cubic meter/min)	IC (chart)	Y (corrected)
1   18 holes	11.0	3.276	1.596	54	53.33
2   13 holes	9.0	2.963	1.445	49	48.39
3   10 holes	6.8	2.575	1.258	43	42.47
4   7 holes	4.2	2.024	0.992	36	35.55
5   5 holes	2.8	1.653	0.812	28	27.65

Notes:  $Z = \sqrt{dH(Pa/Pstd)(Tstd/Ta)}$ ,  $X = Z/m - b$ ,  $Y(\text{Corrected Flow}) = IC * \{\sqrt{Pa/Pstd}(Tstd/Ta)\}$

Sampler Calibration Relationship (Linear Regression)

Slope(m): 31.662                      Intercept(b): 2.838                      Correlation Coefficient(r): 0.9969

Checked by: Magnum Fan

Date: 12/06/2019

High-Volume TSP Sampler  
5-Point Calibration Record

Location : ASR 6  
 Calibrated by : P.F. Yeung  
 Date : 08/06/2019

Sampler

Model : TE-5170  
 Serial Number : S/N 3957

Calibration Orifice and Standard Calibration Relationship

Serial Number : 2454  
 Service Date : 25 February 2019  
 Slope (m) : 2.07076  
 Intercept (b) : -0.02917  
 Correlation Coefficient(r) : 1.00000

Standard Condition

Pstd (hpa) : 1013  
 Tstd (K) : 298.18

Calibration Condition

Pa (hpa) : 1008  
 Ta(K) : 304

Resistance Plate	dH [green liquid] (inch water)	Z	X=Qstd (cubic meter/min)	IC (chart)	Y (corrected)
1   18 holes	12.0	3.421	1.666	56	55.31
2   13 holes	9.2	2.996	1.461	51	50.37
3   10 holes	7.6	2.723	1.329	45	44.44
4   7 holes	4.5	2.095	1.026	37	36.54
5   5 holes	2.8	1.653	0.812	30	29.63

Notes:  $Z = \sqrt{dH(Pa/Pstd)(Tstd/Ta)}$ ,  $X = Z/m - b$ ,  $Y(\text{Corrected Flow}) = IC * \{\sqrt{Pa/Pstd}(Tstd/Ta)\}$

Sampler Calibration Relationship (Linear Regression)

Slope(m): 30.250                      Intercept(b): 5.181                      Correlation Coefficient(r): 0.9976

Checked by: Magnum Fan

Date: 12/06/2019



RECALIBRATION

DUE DATE:

February 25, 2020

# Certificate of Calibration

## Calibration Certification Information

Cal. Date: February 25, 2019      Rootsmeter S/N: 438320      Ta: 294      °K  
 Operator: Jim Tisch      Pa: 762.0      mm Hg  
 Calibration Model #: TE-5025A      Calibrator S/N: 2454

Run	Vol. Init (m3)	Vol. Final (m3)	ΔVol. (m3)	ΔTime (min)	ΔP (mm Hg)	ΔH (in H2O)
1	1	2	1	1.4400	3.2	2.00
2	3	4	1	1.0200	6.4	4.00
3	5	6	1	0.9120	7.9	5.00
4	7	8	1	0.8700	8.8	5.50
5	9	10	1	0.7180	12.8	8.00

## Data Tabulation

Vstd (m3)	Qstd (x-axis)	$\sqrt{\Delta H \left( \frac{Pa}{Pstd} \right) \left( \frac{Tstd}{Ta} \right)}$ (y-axis)	Va	Qa (x-axis)	$\sqrt{\Delta H \left( \frac{Ta}{Pa} \right)}$ (y-axis)
1.0120	0.7028	1.4257	0.9958	0.6915	0.8784
1.0077	0.9880	2.0162	0.9916	0.9722	1.2423
1.0057	1.1028	2.2542	0.9896	1.0851	1.3889
1.0045	1.1546	2.3642	0.9885	1.1362	1.4567
0.9992	1.3916	2.8513	0.9832	1.3694	1.7569
<b>QSTD</b>	<b>m= 2.07076</b>		<b>QA</b>	<b>m= 1.29667</b>	
	<b>b= -0.02917</b>			<b>b= -0.01797</b>	
	<b>r= 1.00000</b>			<b>r= 1.00000</b>	

## Calculations

$Vstd = \Delta Vol \left( \frac{Pa - \Delta P}{Pstd} \right) \left( \frac{Tstd}{Ta} \right)$	$Va = \Delta Vol \left( \frac{Pa - \Delta P}{Pa} \right)$
$Qstd = Vstd / \Delta Time$	$Qa = Va / \Delta Time$
For subsequent flow rate calculations:	
$Qstd = 1/m \left( \left( \sqrt{\Delta H \left( \frac{Pa}{Pstd} \right) \left( \frac{Tstd}{Ta} \right)} \right) - b \right)$	$Qa = 1/m \left( \left( \sqrt{\Delta H \left( \frac{Ta}{Pa} \right)} \right) - b \right)$

## Standard Conditions

Tstd:	298.15 °K
Pstd:	760 mm Hg
<b>Key</b>	
ΔH: calibrator manometer reading (in H2O)	
ΔP: rootsmeter manometer reading (mm Hg)	
Ta: actual absolute temperature (°K)	
Pa: actual barometric pressure (mm Hg)	
b: intercept	
m: slope	

## RECALIBRATION

US EPA recommends annual recalibration per 1998 40 Code of Federal Regulations Part 50 to 51, Appendix B to Part 50, Reference Method for the Determination of Suspended Particulate Matter in the Atmosphere, 9.2.17, page 30



輝創工程有限公司

Sun Creation Engineering Limited  
Calibration & Testing Laboratory

# Certificate of Calibration 校正證書

Certificate No. : C184960  
證書編號

ITEM TESTED / 送檢項目 (Job No. / 序引編號 : IC18-1761)      Date of Receipt / 收件日期 : 23 August 2018

Description / 儀器名稱 : Anemometer  
Manufacturer / 製造商 : Lutron  
Model No. / 型號 : AM-4201  
Serial No. / 編號 : AF.27513  
Supplied By / 委託者 : Envirotech Services Co.  
Room 113, 1/F, My Loft, 9 Hoi Wing Road, Tuen Mun,  
New Territories, Hong Kong

## TEST CONDITIONS / 測試條件

Temperature / 溫度 :  $(23 \pm 2)^{\circ}\text{C}$       Relative Humidity / 相對濕度 :  $(50 \pm 25)\%$   
Line Voltage / 電壓 : ---

## TEST SPECIFICATIONS / 測試規範


Calibration check

DATE OF TEST / 測試日期 : 5 September 2018

## TEST RESULTS / 測試結果

The results apply to the particular unit-under-test only.  
The results are detailed in the subsequent page(s).

The test equipment used for calibration are traceable to National Standards via :  
- Testo Industrial Services GmbH, Germany

Tested By :   
測試 : \_\_\_\_\_  
T L Shek  
Assistant Engineer

Certified By :   
核證 : \_\_\_\_\_  
H C Chan  
Engineer

Date of Issue : 6 September 2018  
簽發日期

The test equipment used for calibration are traceable to the Nation Standards as specified in this certificate. This certificate shall not be reproduced except in full, without the prior written approval of this laboratory.

本證書所載校正用之測試器材均可溯源至國際標準。局部複印本證書需先獲本實驗所書面批准。

Sun Creation Engineering Limited – Calibration & Testing Laboratory

c/o 4/F, 1 Hing On Lane, Tuen Mun, New Territories, Hong Kong

輝創工程有限公司 — 校正及檢測實驗室

c/o 香港新界屯門興安里一號四樓


Tel/電話: (852) 2927 2606

Fax/傳真: (852) 2744 8986

E-mail/電郵: callab@suncreation.com

Website/網址: www.suncreation.com





輝創工程有限公司

Sun Creation Engineering Limited

Calibration & Testing Laboratory

# Certificate of Calibration 校正證書

Certificate No. : C184960

證書編號

1. The unit-under-test (UUT) was allowed to stabilize in the laboratory for over 12 hours before the commencement of the test.
2. The results presented are the mean of 10 measurements at each calibration point.
3. Test equipment :

<u>Equipment ID</u>	<u>Description</u>	<u>Certificate No.</u>
CL386	Multi-function Measuring Instrument	S16493

4. Test procedure : MA130N.

5. Results :

### Air Velocity

Applied Value (m/s)	UUT Reading (m/s)	Measured Correction		
		Value (m/s)	Measurement Uncertainty	
			Expanded Uncertainty (m/s)	Coverage Factor
2.0	1.7	+0.3	0.2	2.0
4.0	3.8	+0.2	0.3	2.0
6.0	5.8	+0.2	0.3	2.0
8.0	7.9	+0.1	0.3	2.0
10.0	10.0	0.0	0.4	2.0

Remarks : - The Measured Corrections are defined as :  
Value = Applied Value - UUT Reading

- The expanded uncertainties are for a level of confidence of 95 %.

### Note :

Only the original copy or the laboratory's certified true copy is valid.

The values given in this Certificate only relate to the values measured at the time of the test and any uncertainties quoted will not include allowance for the equipment long term drift, variations with environment changes, vibration and shock during transportation, overloading, mis-handling, or the capability of any other laboratory to repeat the measurement. Sun Creation Engineering Limited shall not be liable for any loss or damage resulting from the use of the equipment.

The test equipment used for calibration are traceable to the Nation Standards as specified in this certificate. This certificate shall not be reproduced except in full, without the prior written approval of this laboratory.

本證書所載校正用之測試器材均可溯源至國際標準。局部複印本證書需先獲本實驗室所書面批准。

Sun Creation Engineering Limited - Calibration & Testing Laboratory

c/o 4/F, 1 Hing On Lane, Tuen Mun, New Territories, Hong Kong

輝創工程有限公司 - 校正及檢測實驗室

c/o 香港新界屯門興安里一號四樓

Tel/電話: (852) 2927 2606

Fax/傳真: (852) 2744 8986

E-mail/電郵: callab@suncreation.com

Website/網址: www.suncreation.com

**ENVIROTECH SERVICES CO.**

**Calibration Report of Wind Meter**

Date of Calibration : 19 February 2019

Brand of Test Meter: Davis

Model: Vantage Pro 2 ( s/n: AS160104014)

Location : Roof of Tuen Mun Firestation

Procedures :

- 1. Wind Still Test: The wind speed sensor was hold by hand until it keep still
- 2.Wind Speed Test: The wind meter was on-site calibrated against the Anemometer
- 3.Wind Direction Test : The wind meter was on-site calibrated against the marine compass at four directions

Results:

Wind Still Test

Wind Speed (m/s)
0.00

Wind Speed Test

Davis (m/s)	Anemometer (m/s)
1.5	1.3
2.6	2.9
3.3	3.5

Wind Direction Test

Davis (o)	Marine Compass (o)
271	270
0	0
91	90
180	180

Calibrated by: Ho  
Yeung Ping Fai  
(Technical Officer)

Checked by : Fat  
Ho Kam Fat  
(Senior Technical Officer)



專業化驗有限公司

QUALITY PRO TEST-CONSULT LIMITED

Unit 10, 14/F, Wah Wai Centre, 38-40 Au Pui Wan St., Fotan, Hong Kong

Email: info@qualityprotest.com; Website: www.qualityprotest.com

Tel: (852) 3956 8717; Fax: (852) 3956 3928

## REPORT OF EQUIPMENT PERFORMANCE CHECK/ CALIBRATION

Report No. : AI050004  
Date of Issue : 02 May, 2019  
Page No. : 1 of 2

### PART A – CUSTOMER INFORMATION

Enovative Environmental Service Ltd.  
Flat 2207, Yu Fun House,  
Yu Chui Court, Shatin  
New Territories, Hong Kong  
Attn: Mr. Thomas WONG

### PART B – DESCRIPTION

Name of Equipment : YSI ProDSS (Multi-Parameters)  
Manufacturer : YSI (a xylem brand)  
Serial Number : 16H104234  
Date of Received : Apr 30, 2019  
Date of Calibration : Apr 30, 2019  
Date of Next Calibration<sup>(a)</sup> : Jul 30, 2019

### PART C – REFERENCE METHODS/ DOCUMENTS FOR THE CALIBRATION

Parameter	Reference Method
pH at 25°C	APHA 21e 4500-H <sup>+</sup> B
Dissolved Oxygen	APHA 21e 4500-O G
Conductivity at 25°C	APHA 21e 2510 B
Salinity	APHA 21e 2520 B
Turbidity	APHA 21e 2130 B
Temperature	Section 6 of international Accreditation New Zealand Technical Guide no. 3 Second edition March 2008: Working Thermometer Calibration Procedure.

### PART D – CALIBRATION RESULTS<sup>(b,c)</sup>

#### (1) pH at 25°C

Target (pH unit)	Displayed Reading <sup>(d)</sup> (pH Unit)	Tolerance <sup>(e)</sup> (pH Unit)	Results
4.00	4.02	0.02	Satisfactory
7.42	7.42	0.00	Satisfactory
10.01	10.00	-0.01	Satisfactory

Tolerance of pH should be less than ±0.20 (pH unit)

#### (2) Temperature

Reading of Ref. thermometer (°C)	Displayed Reading (°C)	Tolerance (°C)	Results
14.5	14.6	0.1	Satisfactory
25.0	25.1	0.1	Satisfactory
62.0	62.1	0.1	Satisfactory


Tolerance limit of temperature should be less than ±2.0 (°C)

~ CONTINUED ON NEXT PAGE ~

#### Remark(s): -

- <sup>(a)</sup> The "Date of Next Calibration" is recommended according to best practice principals as practiced by QPT or quoted from relevant international standards.  
<sup>(b)</sup> The results relate only to the calibrated equipment as received  
<sup>(c)</sup> The performance of the equipment stated in this report is checked with independent reference material and results compared against a calibrated secondary source.  
<sup>(d)</sup> "Displayed Reading" denotes the figure shown on item under calibration/ checking regardless of equipment precision or significant figures.  
<sup>(e)</sup> The "Tolerance Limit" mentioned is referenced to YSI product specifications.

APPROVED SIGNATORY:

  
LAM Ho-yee, Emma  
Assistant Laboratory Manager



專業化驗有限公司

QUALITY PRO TEST-CONSULT LIMITED

Unit 10, 14/F, Wah Wai Centre, 38-40 Au Pui Wan St., Fotan, Hong Kong

Email: info@qualityprotest.com; Website: www.qualityprotest.com

Tel: (852) 3956 8717; Fax: (852) 3956 3928

## REPORT OF EQUIPMENT PERFORMANCE CHECK/ CALIBRATION

Report No. : AI050004  
Date of Issue : 02 May, 2019  
Page No. : 2 of 2

### PART D – CALIBRATION RESULTS (Cont'd)

#### (3) Dissolved Oxygen

Expected Reading (mg/L)	Displayed Reading (mg/L)	Tolerance (mg/L)	Results
0.02	0.29	0.27	Satisfactory
2.74	2.33	-0.41	Satisfactory
5.37	5.03	-0.34	Satisfactory
8.14	8.41	0.27	Satisfactory

Tolerance limit of dissolved oxygen should be less than  $\pm 0.50$  (mg/L)

#### (4) Conductivity at 25°C

Conc. of KCl (M)	Expected Reading ( $\mu\text{S}/\text{cm}$ )	Displayed Reading ( $\mu\text{S}/\text{cm}$ )	Tolerance (%)	Results
0.001	146.9	140.2	-4.6	Satisfactory
0.01	1412	1437	1.8	Satisfactory
0.1	12890	12789	-0.8	Satisfactory
0.5	58670	58362	-0.5	Satisfactory
1.0	111900	111714	-0.2	Satisfactory

Tolerance limit of conductivity should be less than  $\pm 10.0$  (%)

#### (5) Salinity

Expected Reading (g/L)	Displayed Reading (g/L)	Tolerance (%)	Results
10	9.96	-0.4	Satisfactory
20	19.84	-0.8	Satisfactory
30	30.00	0.0	Satisfactory

Tolerance limit of salinity should be less than  $\pm 10.0$  (%)

#### (6) Turbidity

Expected Reading (NTU)	Displayed Reading <sup>(f)</sup> (NTU)	Tolerance <sup>(g)</sup> (%)	Results
0	0.00	--	--
10	10.10	1.0	Satisfactory
20	19.88	-0.6	Satisfactory
100	99.04	-1.0	Satisfactory
800	778.05	-2.7	Satisfactory

Tolerance limit of turbidity should be less than  $\pm 10.0$  (%)

~ END OF REPORT ~

**Remark(s): -**

<sup>(f)</sup> "Displayed Reading" presents the figures shown on item under calibration/ checking regardless of equipment precision or significant figures.

<sup>(g)</sup> The "Tolerance Limit" mentioned is the acceptance criteria applicable for similar equipment used by Quality Pro Test-Consult Ltd. or quoted from relevant international standards.



專業化驗有限公司

QUALITY PRO TEST-CONSULT LIMITED

Unit 10, 14/F, Wah Wai Centre, 38-40 Au Pui Wan St., Fotan, Hong Kong

Email: info@qualityprotest.com; Website: www.qualityprotest.com

Tel: (852) 3956 8717; Fax: (852) 3956 3928

## REPORT OF EQUIPMENT PERFORMANCE CHECK/ CALIBRATION

Report No. : AI050005  
Date of Issue : 02 May, 2019  
Page No. : 1 of 2

### PART A – CUSTOMER INFORMATION

Enovative Environmental Service Ltd.  
Flat 2207, Yu Fun House,  
Yu Chui Court, Shatin  
New Territories, Hong Kong  
Attn: Mr. Thomas WONG

### PART B – DESCRIPTION

Name of Equipment : YSI ProDSS (Multi-Parameters)  
Manufacturer : YSI (a xylem brand)  
Serial Number : 17H105557  
Date of Received : Apr 30, 2019  
Date of Calibration : Apr 30, 2019  
Date of Next Calibration<sup>(a)</sup> : Jul 30, 2019

### PART C – REFERENCE METHODS/ DOCUMENTS FOR THE CALIBRATION

Parameter	Reference Method
pH at 25°C	APHA 21e 4500-H <sup>+</sup> B
Dissolved Oxygen	APHA 21e 4500-O G
Conductivity at 25°C	APHA 21e 2510 B
Salinity	APHA 21e 2520 B
Turbidity	APHA 21e 2130 B
Temperature	Section 6 of international Accreditation New Zealand Technical Guide no. 3 Second edition March 2008: Working Thermometer Calibration Procedure.

### PART D – CALIBRATION RESULTS<sup>(b,c)</sup>

#### (1) pH at 25°C

Target (pH unit)	Displayed Reading <sup>(d)</sup> (pH Unit)	Tolerance <sup>(e)</sup> (pH Unit)	Results
4.00	4.01	0.01	Satisfactory
7.42	7.42	0.00	Satisfactory
10.01	10.01	0.00	Satisfactory

Tolerance of pH should be less than ±0.20 (pH unit)

#### (2) Temperature

Reading of Ref. thermometer (°C)	Displayed Reading (°C)	Tolerance (°C)	Results
14.5	14.8	0.3	Satisfactory
25.0	25.1	0.1	Satisfactory
62.0	62.0	0.0	Satisfactory


Tolerance limit of temperature should be less than ±2.0 (°C)

~ CONTINUED ON NEXT PAGE ~

#### Remark(s): -

- <sup>(a)</sup> The "Date of Next Calibration" is recommended according to best practice principals as practiced by QPT or quoted from relevant international standards.  
<sup>(b)</sup> The results relate only to the calibrated equipment as received  
<sup>(c)</sup> The performance of the equipment stated in this report is checked with independent reference material and results compared against a calibrated secondary source.  
<sup>(d)</sup> "Displayed Reading" denotes the figure shown on item under calibration/ checking regardless of equipment precision or significant figures.  
<sup>(e)</sup> The "Tolerance Limit" mentioned is referenced to YSI product specifications.

APPROVED SIGNATORY:

  
LAM Ho-ye, Emma  
Assistant Laboratory Manager



專業化驗有限公司

QUALITY PRO TEST-CONSULT LIMITED

Unit 10, 14/F, Wah Wai Centre, 38-40 Au Pui Wan St., Fotan, Hong Kong

Email: info@qualityprotest.com; Website: www.qualityprotest.com

Tel: (852) 3956 8717; Fax: (852) 3956 3928

## REPORT OF EQUIPMENT PERFORMANCE CHECK/ CALIBRATION

Report No. : AI050005  
Date of Issue : 02 May, 2019  
Page No. : 2 of 2

### PART D – CALIBRATION RESULTS (Cont'd)

#### (3) Dissolved Oxygen

Expected Reading (mg/L)	Displayed Reading (mg/L)	Tolerance (mg/L)	Results
0.02	0.28	0.26	Satisfactory
2.74	2.35	-0.39	Satisfactory
5.37	5.19	-0.18	Satisfactory
8.14	8.44	0.30	Satisfactory

Tolerance limit of dissolved oxygen should be less than  $\pm 0.50$  (mg/L)

#### (4) Conductivity at 25°C

Conc. of KCl (M)	Expected Reading ( $\mu\text{S}/\text{cm}$ )	Displayed Reading ( $\mu\text{S}/\text{cm}$ )	Tolerance (%)	Results
0.001	146.9	156.3	6.4	Satisfactory
0.01	1412	1388	-1.7	Satisfactory
0.1	12890	12767	-1.0	Satisfactory
0.5	58670	58538	-0.2	Satisfactory
1.0	111900	111855	0.0	Satisfactory

Tolerance limit of conductivity should be less than  $\pm 10.0$  (%)

#### (5) Salinity

Expected Reading (g/L)	Displayed Reading (g/L)	Tolerance (%)	Results
10	9.95	-0.5	Satisfactory
20	19.93	-0.4	Satisfactory
30	30.33	1.1	Satisfactory

Tolerance limit of salinity should be less than  $\pm 10.0$  (%)

#### (6) Turbidity

Expected Reading (NTU)	Displayed Reading <sup>(f)</sup> (NTU)	Tolerance <sup>(g)</sup> (%)	Results
0	0.02	--	--
10	10.01	0.1	Satisfactory
20	19.78	-1.1	Satisfactory
100	99.29	-0.7	Satisfactory
800	784.87	-1.9	Satisfactory

Tolerance limit of turbidity should be less than  $\pm 10.0$  (%)

~ END OF REPORT ~

**Remark(s): -**

<sup>(f)</sup> "Displayed Reading" presents the figures shown on item under calibration/ checking regardless of equipment precision or significant figures.

<sup>(g)</sup> The "Tolerance Limit" mentioned is the acceptance criteria applicable for similar equipment used by Quality Pro Test-Consult Ltd. or quoted from relevant international standards.



專業化驗有限公司

QUALITY PRO TEST-CONSULT LIMITED

Unit 10, 14/F, Wah Wai Centre, 38-40 Au Pui Wan St., Fotan, Hong Kong

Email: info@qualityprotest.com; Website: www.qualityprotest.com

Tel: (852) 3956 8717; Fax: (852) 3956 3928

## REPORT OF EQUIPMENT PERFORMANCE CHECK/ CALIBRATION

Report No. : AI050006  
Date of Issue : 02 May, 2019  
Page No. : 1 of 2

### PART A – CUSTOMER INFORMATION

Enovative Environmental Service Ltd.  
Flat 2207, Yu Fun House,  
Yu Chui Court, Shatin  
New Territories, Hong Kong  
Attn: Mr. Thomas WONG

### PART B – DESCRIPTION

Name of Equipment : YSI ProDSS (Multi-Parameters)  
Manufacturer : YSI (a xylem brand)  
Serial Number : 16H104233  
Date of Received : Apr 30, 2019  
Date of Calibration : Apr 30, 2019  
Date of Next Calibration<sup>(a)</sup> : Jul 30, 2019

### PART C – REFERENCE METHODS/ DOCUMENTS FOR THE CALIBRATION

Parameter	Reference Method
pH at 25°C	APHA 21e 4500-H <sup>+</sup> B
Dissolved Oxygen	APHA 21e 4500-O G
Conductivity at 25°C	APHA 21e 2510 B
Salinity	APHA 21e 2520 B
Turbidity	APHA 21e 2130 B
Temperature	Section 6 of international Accreditation New Zealand Technical Guide no. 3 Second edition March 2008: Working Thermometer Calibration Procedure.

### PART D – CALIBRATION RESULTS<sup>(b,c)</sup>

#### (1) pH at 25°C

Target (pH unit)	Displayed Reading <sup>(d)</sup> (pH Unit)	Tolerance <sup>(e)</sup> (pH Unit)	Results
4.00	4.00	0.00	Satisfactory
7.42	7.42	0.00	Satisfactory
10.01	10.00	-0.01	Satisfactory

Tolerance of pH should be less than  $\pm 0.20$  (pH unit)

#### (2) Temperature

Reading of Ref. thermometer (°C)	Displayed Reading (°C)	Tolerance (°C)	Results
14.5	14.7	0.2	Satisfactory
25.0	25.1	0.1	Satisfactory
62.0	61.4	-0.6	Satisfactory


Tolerance limit of temperature should be less than  $\pm 2.0$  (°C)

~ CONTINUED ON NEXT PAGE ~

#### Remark(s): -

- <sup>(a)</sup> The "Date of Next Calibration" is recommended according to best practice principals as practiced by QPT or quoted from relevant international standards.  
<sup>(b)</sup> The results relate only to the calibrated equipment as received  
<sup>(c)</sup> The performance of the equipment stated in this report is checked with independent reference material and results compared against a calibrated secondary source.  
<sup>(d)</sup> "Displayed Reading" denotes the figure shown on item under calibration/ checking regardless of equipment precision or significant figures.  
<sup>(e)</sup> The "Tolerance Limit" mentioned is referenced to YSI product specifications.

APPROVED SIGNATORY:

  
LAM Ho-ye, Emma  
Assistant Laboratory Manager



## REPORT OF EQUIPMENT PERFORMANCE CHECK/ CALIBRATION

Report No. : AI050006  
Date of Issue : 02 May, 2019  
Page No. : 2 of 2

### PART D – CALIBRATION RESULTS (Cont'd)

#### (3) Dissolved Oxygen

Expected Reading (mg/L)	Displayed Reading (mg/L)	Tolerance (mg/L)	Results
0.02	0.34	0.32	Satisfactory
2.74	2.39	-0.35	Satisfactory
5.37	5.17	-0.20	Satisfactory
8.14	8.30	0.16	Satisfactory

Tolerance limit of dissolved oxygen should be less than  $\pm 0.50$  (mg/L)

#### (4) Conductivity at 25°C

Conc. of KCl (M)	Expected Reading ( $\mu\text{S/cm}$ )	Displayed Reading ( $\mu\text{S/cm}$ )	Tolerance (%)	Results
0.001	146.9	138.7	-5.6	Satisfactory
0.01	1412	1430	1.3	Satisfactory
0.1	12890	12869	-0.2	Satisfactory
0.5	58670	58863	0.3	Satisfactory
1.0	111900	111581	-0.3	Satisfactory

Tolerance limit of conductivity should be less than  $\pm 10.0$  (%)

#### (5) Salinity

Expected Reading (g/L)	Displayed Reading (g/L)	Tolerance (%)	Results
10	9.99	-0.1	Satisfactory
20	20.11	0.5	Satisfactory
30	30.99	3.3	Satisfactory

Tolerance limit of salinity should be less than  $\pm 10.0$  (%)

#### (6) Turbidity

Expected Reading (NTU)	Displayed Reading <sup>(f)</sup> (NTU)	Tolerance <sup>(g)</sup> (%)	Results
0	0.00	--	--
10	10.15	1.5	Satisfactory
20	20.00	0.0	Satisfactory
100	108.33	8.3	Satisfactory
800	829.20	3.7	Satisfactory

Tolerance limit of turbidity should be less than  $\pm 10.0$  (%)

~ END OF REPORT ~

**Remark(s): -**

<sup>(f)</sup> "Displayed Reading" presents the figures shown on item under calibration/ checking regardless of equipment precision or significant figures.

<sup>(g)</sup> The "Tolerance Limit" mentioned is the acceptance criteria applicable for similar equipment used by Quality Pro Test-Consult Ltd. or quoted from relevant international standards.





專業化驗有限公司

QUALITY PRO TEST-CONSULT LIMITED

Unit 10, 14/F, Wah Wai Centre, 38-40 Au Pui Wan St., Fotan, Hong Kong

Email: info@qualityprotest.com; Website: www.qualityprotest.com

Tel: (852) 3956 8717; Fax: (852) 3956 3928

## REPORT OF EQUIPMENT PERFORMANCE CHECK/ CALIBRATION

Report No. : AH040199  
Date of Issue : 04 May 2018  
Page No. : 1 of 2

### PART A – CUSTOMER INFORMATION

Enovative Environmental Service Ltd.  
Flat 2207, Yu Fun House,  
Yu Chui Court, Shatin,  
New Territories, Hong Kong  
Attn: Mr. Thomas WONG

### PART B – DESCRIPTION

Name of Equipment : YSI ProDSS (Multi-Parameters)  
Manufacturer : YSI (a xylem brand)  
Serial Number : 15M100005  
Date of Received : Apr 30, 2018  
Date of Calibration : Apr 30, 2018 to Apr 30, 2018  
Date of Next Calibration<sup>(a)</sup> : Jul 30, 2018

### PART C – REFERENCE METHODS/ DOCUMENTS FOR THE CALIBRATION

Parameter	Reference Method
pH at 25°C	APHA 21e 4500-H <sup>+</sup> B
Dissolved Oxygen	APHA 21e 4500-O G
Conductivity at 25°C	APHA 21e 2510 B
Salinity	APHA 21e 2520 B
Turbidity	APHA 21e 2130 B
Temperature	Section 6 of international Accreditation New Zealand Technical Guide no. 3 Second edition March 2008: Working Thermometer Calibration Procedure.

### PART D – CALIBRATION RESULTS<sup>(b,c)</sup>

#### (1) pH at 25°C

Target (pH unit)	Displayed Reading <sup>(d)</sup> (pH Unit)	Tolerance <sup>(e)</sup> (pH Unit)	Results
4.00	4.07	0.07	Satisfactory
7.42	7.49	0.07	Satisfactory
10.01	10.08	0.07	Satisfactory

Tolerance of pH should be less than ±0.10 (pH unit)

#### (2) Temperature

Reading of Ref. thermometer (°C)	Displayed Reading (°C)	Tolerance (°C)	Results
13.0	13.1	0.1	Satisfactory
25.0	25.2	0.2	Satisfactory
38.0	37.9	-0.1	Satisfactory


Tolerance limit of temperature should be less than ±2.0 (°C)

~ CONTINUED ON NEXT PAGE ~

#### Remark(s): -

- <sup>(a)</sup> The "Date of Next Calibration" is recommended according to best practice principals as practiced by QPT or quoted from relevant international standards.  
<sup>(b)</sup> The results relate only to the calibrated equipment as received  
<sup>(c)</sup> The performance of the equipment stated in this report is checked with independent reference material and results compared against a calibrated secondary source.  
<sup>(d)</sup> "Displayed Reading" denotes the figure shown on item under calibration/ checking regardless of equipment precision or significant figures.  
<sup>(e)</sup> The "Tolerance Limit" mentioned is the acceptance criteria applicable for similar equipment used by QPT or quoted from relevant international standards.

APPROVED SIGNATORY:

  
LAM Ho-ye, Emma  
Assistant Laboratory Manager



專業化驗有限公司

QUALITY PRO TEST-CONSULT LIMITED

Unit 10, 14/F, Wah Wai Centre, 38-40 Au Pui Wan St., Fotan, Hong Kong

Email: info@qualityprotest.com; Website: www.qualityprotest.com

Tel: (852) 3956 8717; Fax: (852) 3956 3928

## REPORT OF EQUIPMENT PERFORMANCE CHECK/ CALIBRATION

Report No. : AH040199  
Date of Issue : 04 May 2018  
Page No. : 2 of 2

### PART D – CALIBRATION RESULTS (Cont'd)

#### (3) Dissolved Oxygen

Expected Reading (mg/L)	Displayed Reading (mg/L)	Tolerance (mg/L)	Results
0.00	0.08	0.08	Satisfactory
2.56	2.63	0.07	Satisfactory
4.72	4.64	-0.08	Satisfactory
6.76	6.66	-0.10	Satisfactory

Tolerance limit of dissolved oxygen should be less than  $\pm 0.20$  (mg/L)

#### (4) Conductivity at 25°C

Conc. of KCl (M)	Expected Reading ( $\mu\text{S/cm}$ )	Displayed Reading ( $\mu\text{S/cm}$ )	Tolerance (%)	Results
0.001	146.9	151.6	3.2	Satisfactory
0.01	1412	1429	1.2	Satisfactory
0.1	12890	12834	-0.4	Satisfactory
0.5	58670	57932	-1.3	Satisfactory
1.0	111900	108516	-3.0	Satisfactory

Tolerance limit of conductivity should be less than  $\pm 10.0$  (%)

#### (5) Salinity

Expected Reading (g/L)	Displayed Reading (g/L)	Tolerance (%)	Results
10	9.92	-0.8	Satisfactory
20	20.28	1.4	Satisfactory
30	30.61	2.0	Satisfactory

Tolerance limit of salinity should be less than  $\pm 10.0$  (%)

#### (6) Turbidity

Expected Reading (NTU)	Displayed Reading <sup>(f)</sup> (NTU)	Tolerance <sup>(g)</sup> (%)	Results
0	0.1	--	--
10	10.2	2.0	Satisfactory
20	19.7	-1.5	Satisfactory
100	107.2	7.2	Satisfactory
800	807.6	1.0	Satisfactory

Tolerance limit of turbidity should be less than  $\pm 10.0$  (%)

~ END OF REPORT ~

**Remark(s): -**

<sup>(f)</sup> "Displayed Reading" presents the figures shown on item under calibration/ checking regardless of equipment precision or significant figures.

<sup>(g)</sup> The "Tolerance Limit" mentioned is the acceptance criteria applicable for similar equipment used by Quality Pro Test-Consult Ltd. or quoted from relevant international standards.