

Appendix E

Copies of
Calibration
Certificates for Air
and Water Quality
Monitoring

High-Volume TSP Sampler
5-Point Calibration Record

Location : ASR 5
 Calibrated by : P.F. Yeung
 Date : 08/06/2019

Sampler

Model : TE-5170
 Serial Number : S/N 0816

Calibration Orifice and Standard Calibration Relationship

Serial Number : 2454
 Service Date : 25 February 2019
 Slope (m) : 2.07076
 Intercept (b) : -0.02917
 Correlation Coefficient(r) : 1.00000

Standard Condition

Pstd (hpa) : 1013
 Tstd (K) : 298.18

Calibration Condition

Pa (hpa) : 1008
 Ta(K) : 304

Resistance Plate		dH [green liquid] (inch water)	Z	X=Qstd (cubic meter/min)	IC (chart)	Y (corrected)
1	18 holes	12.2	3.450	1.680	56	55.31
2	13 holes	9.2	2.996	1.461	50	49.38
3	10 holes	7.0	2.613	1.276	45	44.44
4	7 holes	4.8	2.164	1.059	38	37.53
5	5 holes	2.5	1.562	0.768	28	27.65

Notes: $Z = \sqrt{dH(Pa/Pstd)(Tstd/Ta)}$, $X = Z/m - b$, $Y(\text{Corrected Flow}) = IC * \{\sqrt{Pa/Pstd}(Tstd/Ta)\}$

Sampler Calibration Relationship (Linear Regression)

Slope(m): 28.547

Intercept(b): 8.230

Correlation Coefficient(r): 0.9952

Checked by: Magnum Fan

Date: 12/06/2019

High-Volume TSP Sampler
5-Point Calibration Record

Location : ASR10
 Calibrated by : P.F. Yeung
 Date : 08/06/2019

Sampler

Model : TE-5170
 Serial Number : S/N 8162

Calibration Orifice and Standard Calibration Relationship

Serial Number : 2454
 Service Date : 25 February 2019
 Slope (m) : 2.07076
 Intercept (b) : -0.02917
 Correlation Coefficient(r) : 1.00000

Standard Condition

Pstd (hpa) : 1013
 Tstd (K) : 298.18

Calibration Condition

Pa (hpa) : 1008
 Ta(K) : 304

Resistance Plate		dH [green liquid] (inch water)	Z	X=Qstd (cubic meter/min)	IC (chart)	Y (corrected)
1	18 holes	11.2	3.305	1.610	55	54.32
2	13 holes	9.4	3.028	1.476	50	49.38
3	10 holes	6.6	2.537	1.239	45	44.44
4	7 holes	4.2	2.024	0.992	38	37.53
5	5 holes	2.6	1.593	0.783	30	29.63

Notes: $Z = \sqrt{dH(Pa/Pstd)(Tstd/Ta)}$, $X = Z/m - b$, $Y(\text{Corrected Flow}) = IC * \{\sqrt{Pa/Pstd}(Tstd/Ta)\}$

Sampler Calibration Relationship (Linear Regression)

Slope(m): 28.547 Intercept(b): 8.230 Correlation Coefficient(r): 0.9952

Checked by: Magnum Fan

Date: 12/06/2019

High-Volume TSP Sampler
5-Point Calibration Record

Location : AQMS1
 Calibrated by : P.F.Yeung
 Date : 08/06/2019

Sampler

Model : TE-5170
 Serial Number : S/N 1253

Calibration Orifice and Standard Calibration Relationship

Serial Number : 2454
 Service Date : 25 February 2019
 Slope (m) : 2.07076
 Intercept (b) : -0.02917
 Correlation Coefficient(r) : 1.00000

Standard Condition

Pstd (hpa) : 1013
 Tstd (K) : 298.18

Calibration Condition

Pa (hpa) : 1008
 Ta(K) : 304

Resistance Plate	dH [green liquid] (inch water)	Z	X=Qstd (cubic meter/min)	IC (chart)	Y (corrected)
1 18 holes	12.0	3.421	1.666	55	54.32
2 13 holes	9.2	2.996	1.461	50	49.38
3 10 holes	6.6	2.537	1.239	44	43.46
4 7 holes	4.5	2.095	1.026	37	36.54
5 5 holes	2.4	1.530	0.753	28	27.65

Notes: $Z = \sqrt{dH(Pa/Pstd)(Tstd/Ta)}$, $X = Z/m - b$, $Y(\text{Corrected Flow}) = IC * \{\sqrt{Pa/Pstd}(Tstd/Ta)\}$

Sampler Calibration Relationship (Linear Regression)

Slope(m): 29.345

Intercept(b): 6.205

Correlation Coefficient(r): 0.9978

Checked by: Magnum Fan

Date: 12/06/2019

High-Volume TSP Sampler
5-Point Calibration Record

Location : ASR 1
 Calibrated by : P.F.Yeung
 Date : 08/06/2019

Sampler

Model : TE-5170
 Serial Number : S/N 0146

Calibration Orifice and Standard Calibration Relationship

Serial Number : 2454
 Service Date : 25 February 2019
 Slope (m) : 2.07076
 Intercept (b) : -0.02917
 Correlation Coefficient(r) : 1.00000

Standard Condition

Pstd (hpa) : 1013
 Tstd (K) : 298.18

Calibration Condition

Pa (hpa) : 1008
 Ta(K) : 304

Resistance Plate	dH [green liquid] (inch water)	Z	X=Qstd (cubic meter/min)	IC (chart)	Y (corrected)
1 18 holes	11.0	3.276	1.596	54	53.33
2 13 holes	9.0	2.963	1.445	49	48.39
3 10 holes	6.8	2.575	1.258	43	42.47
4 7 holes	4.2	2.024	0.992	36	35.55
5 5 holes	2.8	1.653	0.812	28	27.65

Notes: $Z = \sqrt{dH(Pa/Pstd)(Tstd/Ta)}$, $X = Z/m - b$, $Y(\text{Corrected Flow}) = IC * \{\sqrt{Pa/Pstd}(Tstd/Ta)\}$

Sampler Calibration Relationship (Linear Regression)

Slope(m): 31.662 Intercept(b): 2.838 Correlation Coefficient(r): 0.9969

Checked by: Magnum Fan

Date: 12/06/2019

High-Volume TSP Sampler
5-Point Calibration Record

Location : ASR 6
 Calibrated by : P.F. Yeung
 Date : 08/06/2019

Sampler

Model : TE-5170
 Serial Number : S/N 3957

Calibration Orifice and Standard Calibration Relationship

Serial Number : 2454
 Service Date : 25 February 2019
 Slope (m) : 2.07076
 Intercept (b) : -0.02917
 Correlation Coefficient(r) : 1.00000

Standard Condition

Pstd (hpa) : 1013
 Tstd (K) : 298.18

Calibration Condition

Pa (hpa) : 1008
 Ta(K) : 304

Resistance Plate	dH [green liquid] (inch water)	Z	X=Qstd (cubic meter/min)	IC (chart)	Y (corrected)
1 18 holes	12.0	3.421	1.666	56	55.31
2 13 holes	9.2	2.996	1.461	51	50.37
3 10 holes	7.6	2.723	1.329	45	44.44
4 7 holes	4.5	2.095	1.026	37	36.54
5 5 holes	2.8	1.653	0.812	30	29.63

Notes: $Z = \sqrt{dH(Pa/Pstd)(Tstd/Ta)}$, $X = Z/m - b$, $Y(\text{Corrected Flow}) = IC * \{\sqrt{Pa/Pstd}(Tstd/Ta)\}$

Sampler Calibration Relationship (Linear Regression)

Slope(m): 30.250 Intercept(b): 5.181 Correlation Coefficient(r): 0.9976

Checked by: Magnum Fan

Date: 12/06/2019

High-Volume TSP Sampler
5-Point Calibration Record

Location : ASR 5
 Calibrated by : P.F. Yeung
 Date : 08/08/2019

Sampler

Model : TE-5170
 Serial Number : S/N 0816

Calibration Orifice and Standard Calibration Relationship

Serial Number : 2454
 Service Date : 25 February 2019
 Slope (m) : 2.07076
 Intercept (b) : -0.02917
 Correlation Coefficient(r) : 1.00000

Standard Condition

Pstd (hpa) : 1013
 Tstd (K) : 298.18

Calibration Condition

Pa (hpa) : 1004
 Ta(K) : 303

Resistance Plate		dH [green liquid] (inch water)	Z	X=Qstd (cubic meter/min)	IC (chart)	Y (corrected)
1	18 holes	12.2	3.448	1.679	56	55.29
2	13 holes	9.4	3.027	1.476	51	50.35
3	10 holes	7.2	2.649	1.293	46	45.42
4	7 holes	4.6	2.118	1.037	38	37.52
5	5 holes	2.5	1.561	0.768	30	29.62

Notes: $Z = \sqrt{dH(Pa/Pstd)(Tstd/Ta)}$, $X = Z/m - b$, $Y(\text{Corrected Flow}) = IC * \{\sqrt{Pa/Pstd}(Tstd/Ta)\}$

Sampler Calibration Relationship (Linear Regression)

Slope(m): 28.457 Intercept(b): 8.049 Correlation Coefficient(r): 0.9991

Checked by: Magnum Fan

Date: 13/08/2019

High-Volume TSP Sampler
5-Point Calibration Record

Location : ASR10
 Calibrated by : P.F. Yeung
 Date : 08/08/2019

Sampler

Model : TE-5170
 Serial Number : S/N 8162

Calibration Orifice and Standard Calibration Relationship

Serial Number : 2454
 Service Date : 25 February 2019
 Slope (m) : 2.07076
 Intercept (b) : -0.02917
 Correlation Coefficient(r) : 1.00000

Standard Condition

Pstd (hpa) : 1013
 Tstd (K) : 298.18

Calibration Condition

Pa (hpa) : 1004
 Ta(K) : 303

Resistance Plate		dH [green liquid] (inch water)	Z	X=Qstd (cubic meter/min)	IC (chart)	Y (corrected)
1	18 holes	11.4	3.334	1.624	54	53.31
2	13 holes	9.2	2.995	1.460	50	49.37
3	10 holes	6.5	2.517	1.230	45	44.43
4	7 holes	4.4	2.071	1.014	37	36.53
5	5 holes	2.5	1.561	0.768	30	29.62

Notes: $Z = \sqrt{dH(Pa/Pstd)(Tstd/Ta)}$, $X = Z/m - b$, $Y(\text{Corrected Flow}) = IC * \{\sqrt{Pa/Pstd}(Tstd/Ta)\}$

Sampler Calibration Relationship (Linear Regression)

Slope(m): 27.987 Intercept(b): 8.530 Correlation Coefficient(r): 0.9920

Checked by: Magnum Fan

Date: 13/08/2019

High-Volume TSP Sampler
5-Point Calibration Record

Location : AQMS1
 Calibrated by : P.F.Yeung
 Date : 08/08/2019

Sampler

Model : TE-5170
 Serial Number : S/N 1253

Calibration Orifice and Standard Calibration Relationship

Serial Number : 2454
 Service Date : 25 February 2019
 Slope (m) : 2.07076
 Intercept (b) : -0.02917
 Correlation Coefficient(r) : 1.00000

Standard Condition

Pstd (hpa) : 1013
 Tstd (K) : 298.18

Calibration Condition

Pa (hpa) : 1004
 Ta(K) : 303

Resistance Plate		dH [green liquid] (inch water)	Z	X=Qstd (cubic meter/min)	IC (chart)	Y (corrected)
1	18 holes	12.0	3.420	1.666	56	55.29
2	13 holes	9.4	3.027	1.476	50	49.37
3	10 holes	6.5	2.517	1.230	45	44.43
4	7 holes	4.4	2.071	1.014	38	37.52
5	5 holes	2.6	1.592	0.783	30	29.62

Notes: $Z = \sqrt{dH(Pa/Pstd)(Tstd/Ta)}$, $X = Z/m - b$, $Y(\text{Corrected Flow}) = IC * \{\sqrt{Pa/Pstd}(Tstd/Ta)\}$

Sampler Calibration Relationship (Linear Regression)

Slope(m): 29.118

Intercept(b): 8.273

Correlation Coefficient(r): 0.9959

Checked by: Magnum Fan

Date: 13/08/2019

High-Volume TSP Sampler
5-Point Calibration Record

Location : ASR 1
 Calibrated by : P.F.Yeung
 Date : 08/08/2019

Sampler

Model : TE-5170
 Serial Number : S/N 0146

Calibration Orifice and Standard Calibration Relationship

Serial Number : 2454
 Service Date : 25 February 2019
 Slope (m) : 2.07076
 Intercept (b) : -0.02917
 Correlation Coefficient(r) : 1.00000

Standard Condition

Pstd (hpa) : 1013
 Tstd (K) : 298.18

Calibration Condition

Pa (hpa) : 1004
 Ta(K) : 303

Resistance Plate	dH [green liquid] (inch water)	Z	X=Qstd (cubic meter/min)	IC (chart)	Y (corrected)
1 18 holes	11.6	3.363	1.638	52	51.34
2 13 holes	9.0	2.962	1.444	48	47.39
3 10 holes	6.6	2.536	1.239	41	40.48
4 7 holes	4.4	2.071	1.014	35	34.56
5 5 holes	2.6	1.592	0.783	27	26.66

Notes: $Z = \sqrt{dH(Pa/Pstd)(Tstd/Ta)}$, $X = Z/m - b$, $Y(\text{Corrected Flow}) = IC * \{\sqrt{Pa/Pstd}(Tstd/Ta)\}$

Sampler Calibration Relationship (Linear Regression)

Slope(m): 29.118 Intercept(b): 4.454 Correlation Coefficient(r): 0.9973

Checked by: Magnum Fan

Date: 13/08/2019

High-Volume TSP Sampler
5-Point Calibration Record

Location : ASR 6
 Calibrated by : P.F.Yeung
 Date : 08/08/2019

Sampler

Model : TE-5170
 Serial Number : S/N 3957

Calibration Orifice and Standard Calibration Relationship

Serial Number : 2454
 Service Date : 25 February 2019
 Slope (m) : 2.07076
 Intercept (b) : -0.02917
 Correlation Coefficient(r) : 1.00000

Standard Condition

Pstd (hpa) : 1013
 Tstd (K) : 298.18

Calibration Condition

Pa (hpa) : 1004
 Ta(K) : 303

Resistance Plate	dH [green liquid] (inch water)	Z	X=Qstd (cubic meter/min)	IC (chart)	Y (corrected)
1 18 holes	12.0	3.420	1.666	55	54.30
2 13 holes	9.2	2.995	1.460	50	49.37
3 10 holes	7.0	2.612	1.276	45	44.43
4 7 holes	4.6	2.118	1.037	38	37.52
5 5 holes	2.8	1.652	0.812	30	29.62

Notes: $Z = \sqrt{dH(Pa/Pstd)(Tstd/Ta)}$, $X = Z/m - b$, $Y(\text{Corrected Flow}) = IC * \{\sqrt{Pa/Pstd}(Tstd/Ta)\}$

Sampler Calibration Relationship (Linear Regression)

Slope(m): 28.794 Intercept(b): 7.053 Correlation Coefficient(r): 0.9973

Checked by: Magnum Fan

Date: 13/08/2019



RECALIBRATION

DUE DATE:

February 25, 2020

Certificate of Calibration

Calibration Certification Information

Cal. Date: February 25, 2019 Rootsmeter S/N: 438320 Ta: 294 °K
 Operator: Jim Tisch Pa: 762.0 mm Hg
 Calibration Model #: TE-5025A Calibrator S/N: 2454

Run	Vol. Init (m3)	Vol. Final (m3)	ΔVol. (m3)	ΔTime (min)	ΔP (mm Hg)	ΔH (in H2O)
1	1	2	1	1.4400	3.2	2.00
2	3	4	1	1.0200	6.4	4.00
3	5	6	1	0.9120	7.9	5.00
4	7	8	1	0.8700	8.8	5.50
5	9	10	1	0.7180	12.8	8.00

Data Tabulation

Vstd (m3)	Qstd (x-axis)	$\sqrt{\Delta H \left(\frac{Pa}{Pstd} \right) \left(\frac{Tstd}{Ta} \right)}$ (y-axis)	Va	Qa (x-axis)	$\sqrt{\Delta H \left(\frac{Ta}{Pa} \right)}$ (y-axis)
1.0120	0.7028	1.4257	0.9958	0.6915	0.8784
1.0077	0.9880	2.0162	0.9916	0.9722	1.2423
1.0057	1.1028	2.2542	0.9896	1.0851	1.3889
1.0045	1.1546	2.3642	0.9885	1.1362	1.4567
0.9992	1.3916	2.8513	0.9832	1.3694	1.7569
QSTD	m= 2.07076		QA	m= 1.29667	
	b= -0.02917			b= -0.01797	
	r= 1.00000			r= 1.00000	

Calculations

$Vstd = \Delta Vol \left(\frac{Pa - \Delta P}{Pstd} \right) \left(\frac{Tstd}{Ta} \right)$	$Va = \Delta Vol \left(\frac{Pa - \Delta P}{Pa} \right)$
$Qstd = Vstd / \Delta Time$	$Qa = Va / \Delta Time$
For subsequent flow rate calculations:	
$Qstd = 1/m \left(\left(\sqrt{\Delta H \left(\frac{Pa}{Pstd} \right) \left(\frac{Tstd}{Ta} \right)} \right) - b \right)$	$Qa = 1/m \left(\left(\sqrt{\Delta H \left(\frac{Ta}{Pa} \right)} \right) - b \right)$

Standard Conditions

Tstd: 298.15 °K

Pstd: 760 mm Hg

Key

ΔH: calibrator manometer reading (in H2O)

ΔP: rootsmeter manometer reading (mm Hg)

Ta: actual absolute temperature (°K)

Pa: actual barometric pressure (mm Hg)

b: intercept

m: slope

RECALIBRATION

US EPA recommends annual recalibration per 1998 40 Code of Federal Regulations Part 50 to 51, Appendix B to Part 50, Reference Method for the Determination of Suspended Particulate Matter in the Atmosphere, 9.2.17, page 30



輝創工程有限公司

Sun Creation Engineering Limited
Calibration & Testing Laboratory

Certificate of Calibration

校正證書

Certificate No. : C184960
證書編號

ITEM TESTED / 送檢項目 (Job No. / 序引編號 : IC18-1761) Date of Receipt / 收件日期 : 23 August 2018

Description / 儀器名稱 : Anemometer
Manufacturer / 製造商 : Lutron
Model No. / 型號 : AM-4201
Serial No. / 編號 : AF.27513
Supplied By / 委託者 : Envirotech Services Co.
Room 113, 1/F, My Loft, 9 Hoi Wing Road, Tuen Mun,
New Territories, Hong Kong

TEST CONDITIONS / 測試條件

Temperature / 溫度 : $(23 \pm 2)^{\circ}\text{C}$ Relative Humidity / 相對濕度 : $(50 \pm 25)\%$
Line Voltage / 電壓 : ---

TEST SPECIFICATIONS / 測試規範


Calibration check

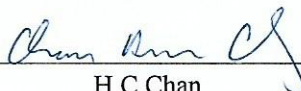
DATE OF TEST / 測試日期 : 5 September 2018

TEST RESULTS / 測試結果

The results apply to the particular unit-under-test only.
The results are detailed in the subsequent page(s).

The test equipment used for calibration are traceable to National Standards via :
- Testo Industrial Services GmbH, Germany

Tested By : 
測試 : _____
T L Shek
Assistant Engineer

Certified By : 
核證 : _____
H C Chan
Engineer

Date of Issue : 6 September 2018
簽發日期

The test equipment used for calibration are traceable to the Nation Standards as specified in this certificate. This certificate shall not be reproduced except in full, without the prior written approval of this laboratory.

本證書所載校正用之測試器材均可溯源至國際標準。局部複印本證書需先獲本實驗所書面批准。

Sun Creation Engineering Limited – Calibration & Testing Laboratory

c/o 4/F, 1 Hing On Lane, Tuen Mun, New Territories, Hong Kong

輝創工程有限公司 — 校正及檢測實驗室

c/o 香港新界屯門興安里一號四樓

Tel/電話: (852) 2927 2606

Fax/傳真: (852) 2744 8986

E-mail/電郵: callab@suncreation.com

Website/網址: www.suncreation.com



輝創工程有限公司

Sun Creation Engineering Limited

Calibration & Testing Laboratory

Certificate of Calibration 校正證書

Certificate No. : C184960

證書編號

1. The unit-under-test (UUT) was allowed to stabilize in the laboratory for over 12 hours before the commencement of the test.
2. The results presented are the mean of 10 measurements at each calibration point.
3. Test equipment :

<u>Equipment ID</u>	<u>Description</u>	<u>Certificate No.</u>
CL386	Multi-function Measuring Instrument	S16493

4. Test procedure : MA130N.

5. Results :

Air Velocity

Applied Value (m/s)	UUT Reading (m/s)	Measured Correction		
		Value (m/s)	Measurement Uncertainty	
			Expanded Uncertainty (m/s)	Coverage Factor
2.0	1.7	+0.3	0.2	2.0
4.0	3.8	+0.2	0.3	2.0
6.0	5.8	+0.2	0.3	2.0
8.0	7.9	+0.1	0.3	2.0
10.0	10.0	0.0	0.4	2.0

Remarks : - The Measured Corrections are defined as :
Value = Applied Value - UUT Reading

- The expanded uncertainties are for a level of confidence of 95 %.

Note :

Only the original copy or the laboratory's certified true copy is valid.

The values given in this Certificate only relate to the values measured at the time of the test and any uncertainties quoted will not include allowance for the equipment long term drift, variations with environment changes, vibration and shock during transportation, overloading, mis-handling, or the capability of any other laboratory to repeat the measurement. Sun Creation Engineering Limited shall not be liable for any loss or damage resulting from the use of the equipment.

The test equipment used for calibration are traceable to the Nation Standards as specified in this certificate. This certificate shall not be reproduced except in full, without the prior written approval of this laboratory.

本證書所載校正用之測試器材均可溯源至國際標準。局部複印本證書需先獲本實驗室所書面批准。

Sun Creation Engineering Limited - Calibration & Testing Laboratory

c/o 4/F, 1 Hing On Lane, Tuen Mun, New Territories, Hong Kong

輝創工程有限公司 - 校正及檢測實驗室

c/o 香港新界屯門興安里一號四樓

Tel/電話: (852) 2927 2606

Fax/傳真: (852) 2744 8986

E-mail/電郵: callab@suncreation.com

Website/網址: www.suncreation.com

ENVIROTECH SERVICES CO.

Calibration Report of Wind Meter

Date of Calibration : 19 February 2019

Brand of Test Meter: Davis

Model: Vantage Pro 2 (s/n: AS160104014)

Location : Roof of Tuen Mun Firestation

Procedures :

- 1. Wind Still Test: The wind speed sensor was hold by hand until it keep still
- 2.Wind Speed Test: The wind meter was on-site calibrated against the Anemometer
- 3.Wind Direction Test : The wind meter was on-site calibrated against the marine compass at four directions

Results:

Wind Still Test

Wind Speed (m/s)
0.00

Wind Speed Test

Davis (m/s)	Anemometer (m/s)
1.5	1.3
2.6	2.9
3.3	3.5

Wind Direction Test

Davis (o)	Marine Compass (o)
271	270
0	0
91	90
180	180

Calibrated by: *Ho*
Yeung Ping Fai
(Technical Officer)

Checked by : *Fat*
Ho Kam Fat
(Senior Technical Officer)

ENVIROTECH SERVICES CO.

Calibration Report of Wind Meter

Date of Calibration : 15 August 2019

Brand of Test Meter: Davis

Model: Vantage Pro 2 (s/n: AS160104014)

Location : Roof of Tuen Mun Firestation

Procedures :

- 1. Wind Still Test: The wind speed sensor was hold by hand until it keep still
- 2.Wind Speed Test: The wind meter was on-site calibrated against the Anemometer
- 3.Wind Direction Test : The wind meter was on-site calibrated against the marine compass at four directions

Results:

Wind Still Test

Wind Speed (m/s)
0.00

Wind Speed Test

Davis (m/s)	Anemometer (m/s)
3.3	3.7
2.8	2.4
1.1	1.2

Wind Direction Test

Davis (o)	Marine Compass (o)
270	270
0	0
89	90
181	180

Calibrated by: *Ho*
Yeung Ping Fai
(Technical Officer)

Checked by : *Fai*
Ho Kam Fat
(Senior Technical Officer)



專業化驗有限公司
QUALITY PRO TEST-CONSULT LIMITED

Unit 10, 14/F, Wah Wai Centre, 38-40 Au Pui Wan St., Fotan, Hong Kong
Email: info@qualityprotest.com; Website: www.qualityprotest.com
Tel: (852) 3956 8717; Fax: (852) 3956 3928

REPORT OF EQUIPMENT PERFORMANCE CHECK/ CALIBRATION

Report No. : AI060143
Date of Issue : 25 June, 2019
Page No. : 1 of 2

PART A – CUSTOMER INFORMATION

Enovative Environmental Service Ltd.
Flat 2207, Yu Fun House,
Yu Chui Court, Shatin
New Territories, Hong Kong
Attn: Mr. Thomas WONG

PART B – DESCRIPTION

Name of Equipment : YSI ProDSS (Multi-Parameters)
Manufacturer : YSI (a xylem brand)
Serial Number : 17E100747
Date of Received : Jun 25, 2019
Date of Calibration : Jun 25, 2019
Date of Next Calibration^(a) : Sep 25, 2019

PART C – REFERENCE METHODS/ DOCUMENTS FOR THE CALIBRATION

Parameter	Reference Method
pH at 25°C	APHA 21e 4500-H ⁺ B
Dissolved Oxygen	APHA 21e 4500-O G
Conductivity at 25°C	APHA 21e 2510 B
Salinity	APHA 21e 2520 B
Turbidity	APHA 21e 2130 B
Temperature	Section 6 of international Accreditation New Zealand Technical Guide no. 3 Second edition March 2008: Working Thermometer Calibration Procedure.

PART D – CALIBRATION RESULTS^(b,c)

(1) pH at 25°C

Target (pH unit)	Displayed Reading ^(d) (pH Unit)	Tolerance ^(e) (pH Unit)	Results
4.00	4.01	0.01	Satisfactory
7.42	7.41	-0.01	Satisfactory
10.01	10.03	0.02	Satisfactory

Tolerance of pH should be less than ±0.20 (pH unit)

(2) Temperature

Reading of Ref. thermometer (°C)	Displayed Reading (°C)	Tolerance (°C)	Results
15.0	15.2	0.2	Satisfactory
30.0	30.0	0.0	Satisfactory
48.0	47.9	-0.1	Satisfactory

Tolerance limit of temperature should be less than ±2.0 (°C)

~ CONTINUED ON NEXT PAGE ~

Remark(s): -

- ^(a) The "Date of Next Calibration" is recommended according to best practice principals as practiced by QPT or quoted from relevant international standards.
^(b) The results relate only to the calibrated equipment as received
^(c) The performance of the equipment stated in this report is checked with independent reference material and results compared against a calibrated secondary source.
^(d) "Displayed Reading" denotes the figure shown on item under calibration/ checking regardless of equipment precision or significant figures.
^(e) The "Tolerance Limit" mentioned is referenced to YSI product specifications.

APPROVED SIGNATORY:

LAM Ho-ye, Emma
Assistant Laboratory Manager



專業化驗有限公司
QUALITY PRO TEST-CONSULT LIMITED

Unit 10, 14/F, Wah Wai Centre, 38-40 Au Pui Wan St., Fotan, Hong Kong
Email: info@qualityprotest.com; Website: www.qualityprotest.com
Tel: (852) 3956 8717; Fax: (852) 3956 3928

REPORT OF EQUIPMENT PERFORMANCE CHECK/ CALIBRATION

Report No. : AI060143
Date of Issue : 25 June, 2019
Page No. : 2 of 2

PART D – CALIBRATION RESULTS (Cont'd)

(3) Dissolved Oxygen

Expected Reading (mg/L)	Displayed Reading (mg/L)	Tolerance (mg/L)	Results
0.45	0.03	-0.42	Satisfactory
2.84	3.26	0.42	Satisfactory
5.21	5.29	0.08	Satisfactory
8.03	7.64	-0.39	Satisfactory

Tolerance limit of dissolved oxygen should be less than ± 0.50 (mg/L)

(4) Conductivity at 25°C

Conc. of KCl (M)	Expected Reading ($\mu\text{S}/\text{cm}$)	Displayed Reading ($\mu\text{S}/\text{cm}$)	Tolerance (%)	Results
0.001	146.9	145.1	-1.2	Satisfactory
0.01	1412	1402	-0.7	Satisfactory
0.1	12890	12921	0.2	Satisfactory
0.5	58670	56719	-3.3	Satisfactory
1.0	111900	111688	-0.2	Satisfactory

Tolerance limit of conductivity should be less than ± 10.0 (%)

(5) Salinity

Expected Reading (g/L)	Displayed Reading (g/L)	Tolerance (%)	Results
10	9.96	-0.4	Satisfactory
20	20.13	0.6	Satisfactory
30	30.00	0.0	Satisfactory

Tolerance limit of salinity should be less than ± 10.0 (%)

(6) Turbidity

Expected Reading (NTU)	Displayed Reading ^(f) (NTU)	Tolerance ^(g) (%)	Results
0	0.01	--	Satisfactory
10	10.05	0.5	Satisfactory
20	20.12	0.6	Satisfactory
100	100.90	0.9	Satisfactory
800	805.40	0.7	Satisfactory

Tolerance limit of turbidity should be less than ± 10.0 (%)

~ END OF REPORT ~

Remark(s): -

^(f) "Displayed Reading" presents the figures shown on item under calibration/ checking regardless of equipment precision or significant figures.

^(g) The "Tolerance Limit" mentioned is the acceptance criteria applicable for similar equipment used by Quality Pro Test-Consult Ltd. or quoted from relevant international standards.



專業化驗有限公司
QUALITY PRO TEST-CONSULT LIMITED

Unit 10, 14/F, Wah Wai Centre, 38-40 Au Pui Wan St., Fotan, Hong Kong
Email: info@qualityprotest.com; Website: www.qualityprotest.com
Tel: (852) 3956 8717; Fax: (852) 3956 3928

REPORT OF EQUIPMENT PERFORMANCE CHECK/ CALIBRATION

Report No. : AI060144
Date of Issue : 25 June, 2019
Page No. : 1 of 2

PART A – CUSTOMER INFORMATION

Enovative Environmental Service Ltd.
Flat 2207, Yu Fun House,
Yu Chui Court, Shatin
New Territories, Hong Kong
Attn: Mr. Thomas WONG

PART B – DESCRIPTION

Name of Equipment : YSI ProDSS (Multi-Parameters)
Manufacturer : YSI (a xylem brand)
Serial Number : 15M100005
Date of Received : Jun 25, 2019
Date of Calibration : Jun 25, 2019
Date of Next Calibration^(a) : Sep 25, 2019

PART C – REFERENCE METHODS/ DOCUMENTS FOR THE CALIBRATION

Parameter	Reference Method
pH at 25°C	APHA 21e 4500-H ⁺ B
Dissolved Oxygen	APHA 21e 4500-O G
Conductivity at 25°C	APHA 21e 2510 B
Salinity	APHA 21e 2520 B
Turbidity	APHA 21e 2130 B
Temperature	Section 6 of international Accreditation New Zealand Technical Guide no. 3 Second edition March 2008: Working Thermometer Calibration Procedure.

PART D – CALIBRATION RESULTS^(b,c)

(1) pH at 25°C

Target (pH unit)	Displayed Reading ^(d) (pH Unit)	Tolerance ^(e) (pH Unit)	Results
4.00	4.02	0.02	Satisfactory
7.42	7.40	-0.02	Satisfactory
10.01	10.01	0.00	Satisfactory

Tolerance of pH should be less than ±0.20 (pH unit)

(2) Temperature

Reading of Ref. thermometer (°C)	Displayed Reading (°C)	Tolerance (°C)	Results
15.0	15.1	0.1	Satisfactory
30.0	29.8	-0.2	Satisfactory
48.0	48.1	0.1	Satisfactory

Tolerance limit of temperature should be less than ±2.0 (°C)

~ CONTINUED ON NEXT PAGE ~

Remark(s): -

- ^(a) The "Date of Next Calibration" is recommended according to best practice principals as practiced by QPT or quoted from relevant international standards.
^(b) The results relate only to the calibrated equipment as received
^(c) The performance of the equipment stated in this report is checked with independent reference material and results compared against a calibrated secondary source.
^(d) "Displayed Reading" denotes the figure shown on item under calibration/ checking regardless of equipment precision or significant figures.
^(e) The "Tolerance Limit" mentioned is referenced to YSI product specifications.

APPROVED SIGNATORY:

LAM Ho-ye, Emma
Assistant Laboratory Manager



專業化驗有限公司

QUALITY PRO TEST-CONSULT LIMITED

Unit 10, 14/F, Wah Wai Centre, 38-40 Au Pui Wan St., Fotan, Hong Kong

Email: info@qualityprotest.com; Website: www.qualityprotest.com

Tel: (852) 3956 8717; Fax: (852) 3956 3928

REPORT OF EQUIPMENT PERFORMANCE CHECK/ CALIBRATION

Report No. : AI060144
Date of Issue : 25 June, 2019
Page No. : 2 of 2

PART D – CALIBRATION RESULTS (Cont'd)

(3) Dissolved Oxygen

Expected Reading (mg/L)	Displayed Reading (mg/L)	Tolerance (mg/L)	Results
0.45	0.03	-0.42	Satisfactory
2.88	3.26	0.38	Satisfactory
5.23	5.29	0.06	Satisfactory
8.12	7.64	-0.48	Satisfactory

Tolerance limit of dissolved oxygen should be less than ± 0.50 (mg/L)

(4) Conductivity at 25°C

Conc. of KCl (M)	Expected Reading ($\mu\text{S}/\text{cm}$)	Displayed Reading ($\mu\text{S}/\text{cm}$)	Tolerance (%)	Results
0.001	146.9	142.8	-2.8	Satisfactory
0.01	1412	1398	-1.0	Satisfactory
0.1	12890	12934	0.3	Satisfactory
0.5	58670	56361	-3.9	Satisfactory
1.0	111900	111597	-0.3	Satisfactory

Tolerance limit of conductivity should be less than ± 10.0 (%)

(5) Salinity

Expected Reading (g/L)	Displayed Reading (g/L)	Tolerance (%)	Results
10	9.94	-0.6	Satisfactory
20	20.00	0.0	Satisfactory
30	30.14	0.5	Satisfactory

Tolerance limit of salinity should be less than ± 10.0 (%)

(6) Turbidity

Expected Reading (NTU)	Displayed Reading ^(f) (NTU)	Tolerance ^(g) (%)	Results
0	0.00	--	--
10	10.07	0.7	Satisfactory
20	20.11	0.5	Satisfactory
100	101.20	1.2	Satisfactory
800	804.30	0.5	Satisfactory

Tolerance limit of turbidity should be less than ± 10.0 (%)

~ END OF REPORT ~

Remark(s): -

^(f) "Displayed Reading" presents the figures shown on item under calibration/ checking regardless of equipment precision or significant figures.

^(g) The "Tolerance Limit" mentioned is the acceptance criteria applicable for similar equipment used by Quality Pro Test-Consult Ltd. or quoted from relevant international standards.



專業化驗有限公司
QUALITY PRO TEST-CONSULT LIMITED

Unit 10, 14/F, Wah Wai Centre, 38-40 Au Pui Wan St., Fotan, Hong Kong
Email: info@qualityprotest.com; Website: www.qualityprotest.com
Tel: (852) 3956 8717; Fax: (852) 3956 3928

REPORT OF EQUIPMENT PERFORMANCE CHECK/ CALIBRATION

Report No. : AI070143
Date of Issue : 25 July, 2019
Page No. : 1 of 2

PART A – CUSTOMER INFORMATION

Enovative Environmental Service Ltd.
Flat 2207, Yu Fun House,
Yu Chui Court, Shatin
New Territories, Hong Kong
Attn: Mr. Thomas WONG

PART B – DESCRIPTION

Name of Equipment : YSI 6920V2 (Multi-Parameters)
Manufacturer : YSI (a xylem brand)
Serial Number : 0001C6A7
Date of Received : Jul 24, 2019
Date of Calibration : Jul 24, 2019
Date of Next Calibration^(a) : Oct 24, 2019

PART C – REFERENCE METHODS/ DOCUMENTS FOR THE CALIBRATION

Parameter	Reference Method
pH at 25°C	APHA 21e 4500-H ⁺ B
Dissolved Oxygen	APHA 21e 4500-O G
Conductivity at 25°C	APHA 21e 2510 B
Salinity	APHA 21e 2520 B
Turbidity	APHA 21e 2130 B
Temperature	Section 6 of international Accreditation New Zealand Technical Guide no. 3 Second edition March 2008: Working Thermometer Calibration Procedure.

PART D – CALIBRATION RESULTS^(b,c)

(1) pH at 25°C

Target (pH unit)	Displayed Reading ^(d) (pH Unit)	Tolerance ^(e) (pH Unit)	Results
4.00	4.08	0.08	Satisfactory
7.42	7.38	-0.04	Satisfactory
10.01	10.05	0.04	Satisfactory

Tolerance of pH should be less than ± 0.20 (pH unit)

(2) Temperature


Reading of Ref. thermometer (°C)	Displayed Reading (°C)	Tolerance (°C)	Results
23.0	23.32	0.32	Satisfactory
28.0	27.65	-0.35	Satisfactory
48.0	49.6	1.6	Satisfactory

Tolerance limit of temperature should be less than ± 2.0 (°C)

~ CONTINUED ON NEXT PAGE ~

Remark(s): -

- ^(a) The "Date of Next Calibration" is recommended according to best practice principals as practiced by QPT or quoted from relevant international standards.
^(b) The results relate only to the calibrated equipment as received
^(c) The performance of the equipment stated in this report is checked with independent reference material and results compared against a calibrated secondary source.
^(d) "Displayed Reading" denotes the figure shown on item under calibration/ checking regardless of equipment precision or significant figures.
^(e) The "Tolerance Limit" mentioned is referenced to YSI product specifications.


LEE Chun-ning, Desmond
Senior Chemist



REPORT OF EQUIPMENT PERFORMANCE CHECK/ CALIBRATION

Report No. : AI070143
Date of Issue : 25 July, 2019
Page No. : 2 of 2

PART D – CALIBRATION RESULTS (Cont'd)

(3) Dissolved Oxygen

Expected Reading (mg/L)	Displayed Reading (mg/L)	Tolerance (mg/L)	Results
0.02	0.48	0.46	Satisfactory
3.66	3.50	-0.16	Satisfactory
5.70	5.78	0.08	Satisfactory
7.64	7.49	-0.15	Satisfactory

Tolerance limit of dissolved oxygen should be less than ± 0.50 (mg/L)

(4) Conductivity at 25°C

Conc. of KCl (M)	Expected Reading ($\mu\text{S/cm}$)	Displayed Reading ($\mu\text{S/cm}$)	Tolerance (%)	Results
0.001	146.9	140.2	-4.56	Satisfactory
0.01	1412	1386	-1.84	Satisfactory
0.1	12890	12742	-1.15	Satisfactory
0.5	58670	56780	-3.22	Satisfactory
1.0	111900	107432	-3.99	Satisfactory

Tolerance limit of conductivity should be less than ± 10.0 (%)

(5) Salinity

Expected Reading (g/L)	Displayed Reading (g/L)	Tolerance (%)	Results
10	9.95	-0.50	Satisfactory
20	19.95	-0.25	Satisfactory
30	30.04	0.13	Satisfactory

Tolerance limit of salinity should be less than ± 10.0 (%)

(6) Turbidity

Expected Reading (NTU)	Displayed Reading ^(f) (NTU)	Tolerance ^(g) (%)	Results
0	0.1	--	Satisfactory
10	9.8	-2.0	Satisfactory
20	19.4	-3.0	Satisfactory
100	97.2	-2.8	Satisfactory
800	776.3	-3.0	Satisfactory

Tolerance limit of turbidity should be less than ± 10.0 (%)

~ END OF REPORT ~

Remark(s): -

^(f) "Displayed Reading" presents the figures shown on item under calibration/ checking regardless of equipment precision or significant figures.

^(g) The "Tolerance Limit" mentioned is the acceptance criteria applicable for similar equipment used by Quality Pro Test-Consult Ltd. or quoted from relevant international standards.



專業化驗有限公司
QUALITY PRO TEST-CONSULT LIMITED

Unit 10, 14/F, Wah Wai Centre, 38-40 Au Pui Wan St., Fotan, Hong Kong
Email: info@qualityprotest.com; Website: www.qualityprotest.com
Tel: (852) 3956 8717; Fax: (852) 3956 3928

REPORT OF EQUIPMENT PERFORMANCE CHECK/ CALIBRATION

Report No. : AI080035
Date of Issue : 06 Aug, 2019
Page No. : 1 of 2

PART A – CUSTOMER INFORMATION

Enovative Environmental Service Ltd.
Flat 2207, Yu Fun House,
Yu Chui Court, Shatin
New Territories, Hong Kong
Attn: Mr. Thomas WONG

PART B – DESCRIPTION

Name of Equipment : YSI 6920V2 (Multi-Parameters)
Manufacturer : YSI (a xylem brand)
Serial Number : 18A104824
Date of Received : Aug 02, 2019
Date of Calibration : Aug 02, 2019
Date of Next Calibration^(a) : Nov 02, 2019

PART C – REFERENCE METHODS/ DOCUMENTS FOR THE CALIBRATION

<u>Parameter</u>	<u>Reference Method</u>
pH at 25°C	APHA 21e 4500-H ⁺ B
Dissolved Oxygen	APHA 21e 4500-O G
Conductivity at 25°C	APHA 21e 2510 B
Salinity	APHA 21e 2520 B
Turbidity	APHA 21e 2130 B
Temperature	Section 6 of international Accreditation New Zealand Technical Guide no. 3 Second edition March 2008: Working Thermometer Calibration Procedure.

PART D – CALIBRATION RESULTS^(b,c)

(1) pH at 25°C

Target (pH unit)	Displayed Reading ^(d) (pH Unit)	Tolerance ^(e) (pH Unit)	Results
4.00	4.01	0.01	Satisfactory
7.42	7.44	0.02	Satisfactory
10.01	10.00	-0.01	Satisfactory

Tolerance of pH should be less than ± 0.20 (pH unit)

(2) Temperature


Reading of Ref. thermometer (°C)	Displayed Reading (°C)	Tolerance (°C)	Results
11.5	11.4	-0.1	Satisfactory
26.0	25.9	-0.1	Satisfactory
51.5	52.0	0.5	Satisfactory

Tolerance limit of temperature should be less than ± 2.0 (°C)

~ CONTINUED ON NEXT PAGE ~

Remark(s): -

- ^(a) The "Date of Next Calibration" is recommended according to best practice principals as practiced by QPT or quoted from relevant international standards.
^(b) The results relate only to the calibrated equipment as received
^(c) The performance of the equipment stated in this report is checked with independent reference material and results compared against a calibrated secondary source.
^(d) "Displayed Reading" denotes the figure shown on item under calibration/ checking regardless of equipment precision or significant figures.
^(e) The "Tolerance Limit" mentioned is referenced to YSI product specifications.


LEE Chun-ning, Desmond
Senior Chemist



REPORT OF EQUIPMENT PERFORMANCE CHECK/ CALIBRATION

Report No. : AI080035
Date of Issue : 06 Aug, 2019
Page No. : 2 of 2

PART D – CALIBRATION RESULTS (Cont'd)

(3) Dissolved Oxygen

Expected Reading (mg/L)	Displayed Reading (mg/L)	Tolerance (mg/L)	Results
0.01	0.26	0.25	Satisfactory
1.68	1.82	0.14	Satisfactory
4.52	4.83	0.21	Satisfactory
7.84	8.04	0.20	Satisfactory

Tolerance limit of dissolved oxygen should be less than ± 0.50 (mg/L)

(4) Conductivity at 25°C

Conc. of KCl (M)	Expected Reading ($\mu\text{S}/\text{cm}$)	Displayed Reading ($\mu\text{S}/\text{cm}$)	Tolerance (%)	Results
0.001	146.9	144.3	-1.8	Satisfactory
0.01	1412	1394	-1.3	Satisfactory
0.1	12890	12677	-1.7	Satisfactory
0.5	58670	58642	0.0	Satisfactory
1.0	111900	112012	0.1	Satisfactory

Tolerance limit of conductivity should be less than ± 10.0 (%)

(5) Salinity

Expected Reading (g/L)	Displayed Reading (g/L)	Tolerance (%)	Results
10	10.06	0.6	Satisfactory
20	20.22	1.1	Satisfactory
30	30.17	0.6	Satisfactory

Tolerance limit of salinity should be less than ± 10.0 (%)

(6) Turbidity

Expected Reading (NTU)	Displayed Reading ⁽¹⁾ (NTU)	Tolerance ⁽²⁾ (%)	Results
0	0.01	--	Satisfactory
10	10.04	0.4	Satisfactory
20	20.09	0.4	Satisfactory
100	100.19	0.2	Satisfactory
800	801.44	0.2	Satisfactory

Tolerance limit of turbidity should be less than ± 10.0 (%)

~ END OF REPORT ~

Remark(s): -

⁽¹⁾ "Displayed Reading" presents the figures shown on item under calibration/ checking regardless of equipment precision or significant figures.

⁽²⁾ The "Tolerance Limit" mentioned is the acceptance criteria applicable for similar equipment used by Quality Pro Test-Consult Ltd. or quoted from relevant international standards.



REPORT OF EQUIPMENT PERFORMANCE CHECK/ CALIBRATION

Report No. : AI080036
 Date of Issue : 06 Aug, 2019
 Page No. : 1 of 2

PART A – CUSTOMER INFORMATION

Enovative Environmental Service Ltd.
 Flat 2207, Yu Fun House,
 Yu Chui Court, Shatin
 New Territories, Hong Kong
 Attn: Mr. Thomas WONG

PART B – DESCRIPTION

Name of Equipment : YSI 6920V2 (Multi-Parameters)
 Manufacturer : YSI (a xylem brand)
 Serial Number : 17H105557
 Date of Received : Aug 02, 2019
 Date of Calibration : Aug 02, 2019
 Date of Next Calibration^(a) : Nov 02, 2019

PART C – REFERENCE METHODS/ DOCUMENTS FOR THE CALIBRATION

Parameter	Reference Method
pH at 25°C	APHA 21e 4500-H ⁺ B
Dissolved Oxygen	APHA 21e 4500-O G
Conductivity at 25°C	APHA 21e 2510 B
Salinity	APHA 21e 2520 B
Turbidity	APHA 21e 2130 B
Temperature	Section 6 of international Accreditation New Zealand Technical Guide no. 3 Second edition March 2008: Working Thermometer Calibration Procedure.

PART D – CALIBRATION RESULTS^(b,c)

(1) pH at 25°C

Target (pH unit)	Displayed Reading ^(d) (pH Unit)	Tolerance ^(e) (pH Unit)	Results
4.00	3.98	-0.02	Satisfactory
7.42	7.40	-0.02	Satisfactory
10.01	10.01	0.00	Satisfactory

Tolerance of pH should be less than ±0.20 (pH unit)

(2) Temperature


Reading of Ref. thermometer (°C)	Displayed Reading (°C)	Tolerance (°C)	Results
11.5	11.3	-0.2	Satisfactory
26.0	25.9	-0.1	Satisfactory
51.5	52.0	0.5	Satisfactory

Tolerance limit of temperature should be less than ±2.0 (°C)

~ CONTINUED ON NEXT PAGE ~

Remark(s): -

- ^(a) The "Date of Next Calibration" is recommended according to best practice principals as practiced by QPT or quoted from relevant international standards.
^(b) The results relate only to the calibrated equipment as received
^(c) The performance of the equipment stated in this report is checked with independent reference material and results compared against a calibrated secondary source.
^(d) "Displayed Reading" denotes the figure shown on item under calibration/ checking regardless of equipment precision or significant figures.
^(e) The "Tolerance Limit" mentioned is referenced to YSI product specifications.


 LEE Chun-ning, Desmond
 Senior Chemist



REPORT OF EQUIPMENT PERFORMANCE CHECK/ CALIBRATION

Report No. : AI080036
Date of Issue : 06 Aug, 2019
Page No. : 2 of 2

PART D – CALIBRATION RESULTS (Cont'd)

(3) Dissolved Oxygen

Expected Reading (mg/L)	Displayed Reading (mg/L)	Tolerance (mg/L)	Results
0.01	0.27	0.26	Satisfactory
1.68	1.75	0.07	Satisfactory
4.52	4.81	0.29	Satisfactory
7.84	8.00	0.16	Satisfactory

Tolerance limit of dissolved oxygen should be less than ± 0.50 (mg/L)

(4) Conductivity at 25°C

Conc. of KCl (M)	Expected Reading ($\mu\text{S/cm}$)	Displayed Reading ($\mu\text{S/cm}$)	Tolerance (%)	Results
0.001	146.9	152.6	3.9	Satisfactory
0.01	1412	1389	-1.6	Satisfactory
0.1	12890	12452	-3.4	Satisfactory
0.5	58670	58588	-0.1	Satisfactory
1.0	111900	111882	0.0	Satisfactory

Tolerance limit of conductivity should be less than ± 10.0 (%)

(5) Salinity

Expected Reading (g/L)	Displayed Reading (g/L)	Tolerance (%)	Results
10	10.08	0.8	Satisfactory
20	20.35	1.8	Satisfactory
30	30.00	0.0	Satisfactory

Tolerance limit of salinity should be less than ± 10.0 (%)

(6) Turbidity

Expected Reading (NTU)	Displayed Reading ^(f) (NTU)	Tolerance ^(g) (%)	Results
0	0.00	--	Satisfactory
10	10.03	0.3	Satisfactory
20	20.11	0.5	Satisfactory
100	100.07	0.1	Satisfactory
800	800.35	0.0	Satisfactory

Tolerance limit of turbidity should be less than ± 10.0 (%)

~ END OF REPORT ~

Remark(s): -

^(f) "Displayed Reading" presents the figures shown on item under calibration/ checking regardless of equipment precision or significant figures.

^(g) The "Tolerance Limit" mentioned is the acceptance criteria applicable for similar equipment used by Quality Pro Test-Consult Ltd. or quoted from relevant international standards.