

Appendix E

Copies of  
Calibration  
Certificates for Air  
and Water Quality  
Monitoring

High-Volume TSP Sampler  
5-Point Calibration Record

Location : ASR 5  
 Calibrated by : P.F. Yeung  
 Date : 08/10/2019

Sampler

Model : TE-5170  
 Serial Number : S/N 0816

Calibration Orifice and Standard Calibration Relationship

Serial Number : 2454  
 Service Date : 25 February 2019  
 Slope (m) : 2.07076  
 Intercept (b) : -0.02917  
 Correlation Coefficient(r) : 1.00000

Standard Condition

Pstd (hpa) : 1013  
 Tstd (K) : 298.18

Calibration Condition

Pa (hpa) : 1016  
 Ta(K) : 302

Resistance Plate		dH [green liquid] (inch water)	Z	X=Qstd (cubic meter/min)	IC (chart)	Y (corrected)
1	18 holes	12.2	3.475	1.692	55	54.72
2	13 holes	9.4	3.050	1.487	50	49.74
3	10 holes	7.0	2.632	1.285	45	44.77
4	7 holes	4.8	2.180	1.067	38	37.80
5	5 holes	2.4	1.541	0.758	30	29.84

Notes:  $Z = \sqrt{dH(Pa/Pstd)(Tstd/Ta)}$ ,  $X = Z/m - b$ ,  $Y(\text{Corrected Flow}) = IC * \{\sqrt{Pa/Pstd}(Tstd/Ta)\}$

Sampler Calibration Relationship (Linear Regression)

Slope(m): 26.984

Intercept(b): 9.432

Correlation Coefficient(r): 0.9990

Checked by: Magnum Fan

Date: 13/10/2019

High-Volume TSP Sampler  
5-Point Calibration Record

Location : ASR10  
 Calibrated by : P.F. Yeung  
 Date : 08/10/2019

Sampler

Model : TE-5170  
 Serial Number : S/N 8162

Calibration Orifice and Standard Calibration Relationship

Serial Number : 2454  
 Service Date : 25 February 2019  
 Slope (m) : 2.07076  
 Intercept (b) : -0.02917  
 Correlation Coefficient(r) : 1.00000

Standard Condition

Pstd (hpa) : 1013  
 Tstd (K) : 298.18

Calibration Condition

Pa (hpa) : 1016  
 Ta(K) : 302

Resistance Plate		dH [green liquid] (inch water)	Z	X=Qstd (cubic meter/min)	IC (chart)	Y (corrected)
1	18 holes	11.2	3.329	1.622	52	51.73
2	13 holes	9.0	2.984	1.455	48	47.75
3	10 holes	6.4	2.517	1.229	43	42.78
4	7 holes	4.4	2.087	1.022	36	35.81
5	5 holes	2.4	1.541	0.758	28	27.86

Notes:  $Z = \sqrt{dH(Pa/Pstd)(Tstd/Ta)}$ ,  $X = Z/m - b$ ,  $Y(\text{Corrected Flow}) = IC * \{\sqrt{Pa/Pstd}(Tstd/Ta)\}$

Sampler Calibration Relationship (Linear Regression)

Slope(m): 27.734                      Intercept(b): 7.423                      Correlation Coefficient(r): 0.9967

Checked by: Magnum Fan

Date: 13/10/2019

High-Volume TSP Sampler  
5-Point Calibration Record

Location : AQMS1  
 Calibrated by : P.F.Yeung  
 Date : 08/10/2019

Sampler

Model : TE-5170  
 Serial Number : S/N 1253

Calibration Orifice and Standard Calibration Relationship

Serial Number : 2454  
 Service Date : 25 February 2019  
 Slope (m) : 2.07076  
 Intercept (b) : -0.02917  
 Correlation Coefficient(r) : 1.00000

Standard Condition

Pstd (hpa) : 1013  
 Tstd (K) : 298.18

Calibration Condition

Pa (hpa) : 1016  
 Ta(K) : 302

Resistance Plate	dH [green liquid] (inch water)	Z	X=Qstd (cubic meter/min)	IC (chart)	Y (corrected)
1   18 holes	12.0	3.446	1.678	54	53.72
2   13 holes	9.2	3.017	1.471	50	49.74
3   10 holes	6.6	2.556	1.248	44	43.77
4   7 holes	4.5	2.110	1.033	38	37.80
5   5 holes	2.8	1.665	0.819	30	29.84

Notes:  $Z = \sqrt{dH(Pa/Pstd)(Tstd/Ta)}$ ,  $X = Z/m - b$ ,  $Y(\text{Corrected Flow}) = IC * \{\sqrt{Pa/Pstd}(Tstd/Ta)\}$

Sampler Calibration Relationship (Linear Regression)

Slope(m): 27.662                      Intercept(b): 8.404                      Correlation Coefficient(r): 0.9939

Checked by: Magnum Fan

Date: 13/10/2019

High-Volume TSP Sampler  
5-Point Calibration Record

Location : ASR 1  
 Calibrated by : P.F.Yeung  
 Date : 08/10/2019

Sampler

Model : TE-5170  
 Serial Number : S/N 0146

Calibration Orifice and Standard Calibration Relationship

Serial Number : 2454  
 Service Date : 25 February 2019  
 Slope (m) : 2.07076  
 Intercept (b) : -0.02917  
 Correlation Coefficient(r) : 1.00000

Standard Condition

Pstd (hpa) : 1013  
 Tstd (K) : 298.18

Calibration Condition

Pa (hpa) : 1016  
 Ta(K) : 302

Resistance Plate	dH [green liquid] (inch water)	Z	X=Qstd (cubic meter/min)	IC (chart)	Y (corrected)
1   18 holes	11.4	3.359	1.636	54	53.72
2   13 holes	9.0	2.984	1.455	49	48.75
3   10 holes	6.5	2.536	1.239	44	43.77
4   7 holes	4.2	2.039	0.999	36	35.81
5   5 holes	2.5	1.573	0.774	28	27.86

Notes:  $Z = \sqrt{dH(Pa/Pstd)(Tstd/Ta)}$ ,  $X = Z/m - b$ ,  $Y(\text{Corrected Flow}) = IC * \{\sqrt{Pa/Pstd}(Tstd/Ta)\}$

Sampler Calibration Relationship (Linear Regression)

Slope(m): 29.723                      Intercept(b): 5.704                      Correlation Coefficient(r): 0.9966

Checked by: Magnum Fan

Date: 13/10/2019

High-Volume TSP Sampler  
5-Point Calibration Record

Location : ASR 6  
 Calibrated by : P.F.Yeung  
 Date : 08/10/2019

Sampler

Model : TE-5170  
 Serial Number : S/N 3957

Calibration Orifice and Standard Calibration Relationship

Serial Number : 2454  
 Service Date : 25 February 2019  
 Slope (m) : 2.07076  
 Intercept (b) : -0.02917  
 Correlation Coefficient(r) : 1.00000

Standard Condition

Pstd (hpa) : 1013  
 Tstd (K) : 298.18

Calibration Condition

Pa (hpa) : 1016  
 Ta(K) : 302

Resistance Plate	dH [green liquid] (inch water)	Z	X=Qstd (cubic meter/min)	IC (chart)	Y (corrected)
1   18 holes	12.2	3.475	1.692	56	55.71
2   13 holes	9.4	3.050	1.487	50	49.74
3   10 holes	6.8	2.594	1.267	45	44.77
4   7 holes	4.6	2.134	1.044	38	37.80
5   5 holes	2.8	1.665	0.818	30	29.84

Notes:  $Z = \sqrt{dH(Pa/Pstd)(Tstd/Ta)}$ ,  $X = Z/m - b$ ,  $Y(\text{Corrected Flow}) = IC * \{\sqrt{Pa/Pstd}(Tstd/Ta)\}$

Sampler Calibration Relationship (Linear Regression)

Slope(m): 29.086                      Intercept(b): 6.876                      Correlation Coefficient(r): 0.9971

Checked by: Magnum Fan

Date: 13/10/2019



RECALIBRATION

DUE DATE:

February 25, 2020

# Certificate of Calibration

## Calibration Certification Information

Cal. Date: February 25, 2019      Rootsmeter S/N: 438320      Ta: 294      °K  
 Operator: Jim Tisch      Pa: 762.0      mm Hg  
 Calibration Model #: TE-5025A      Calibrator S/N: 2454

Run	Vol. Init (m3)	Vol. Final (m3)	ΔVol. (m3)	ΔTime (min)	ΔP (mm Hg)	ΔH (in H2O)
1	1	2	1	1.4400	3.2	2.00
2	3	4	1	1.0200	6.4	4.00
3	5	6	1	0.9120	7.9	5.00
4	7	8	1	0.8700	8.8	5.50
5	9	10	1	0.7180	12.8	8.00

## Data Tabulation

Vstd (m3)	Qstd (x-axis)	$\sqrt{\Delta H \left( \frac{Pa}{Pstd} \right) \left( \frac{Tstd}{Ta} \right)}$ (y-axis)	Va	Qa (x-axis)	$\sqrt{\Delta H \left( \frac{Ta}{Pa} \right)}$ (y-axis)
1.0120	0.7028	1.4257	0.9958	0.6915	0.8784
1.0077	0.9880	2.0162	0.9916	0.9722	1.2423
1.0057	1.1028	2.2542	0.9896	1.0851	1.3889
1.0045	1.1546	2.3642	0.9885	1.1362	1.4567
0.9992	1.3916	2.8513	0.9832	1.3694	1.7569
<b>QSTD</b>	<b>m= 2.07076</b>		<b>QA</b>	<b>m= 1.29667</b>	
	<b>b= -0.02917</b>			<b>b= -0.01797</b>	
	<b>r= 1.00000</b>			<b>r= 1.00000</b>	

## Calculations

$Vstd = \Delta Vol \left( \frac{Pa - \Delta P}{Pstd} \right) \left( \frac{Tstd}{Ta} \right)$	$Va = \Delta Vol \left( \frac{Pa - \Delta P}{Pa} \right)$
$Qstd = Vstd / \Delta Time$	$Qa = Va / \Delta Time$
For subsequent flow rate calculations:	
$Qstd = 1/m \left( \left( \sqrt{\Delta H \left( \frac{Pa}{Pstd} \right) \left( \frac{Tstd}{Ta} \right)} \right) - b \right)$	$Qa = 1/m \left( \left( \sqrt{\Delta H \left( \frac{Ta}{Pa} \right)} \right) - b \right)$

## Standard Conditions

Tstd:	298.15 °K
Pstd:	760 mm Hg
<b>Key</b>	
ΔH: calibrator manometer reading (in H2O)	
ΔP: rootsmeter manometer reading (mm Hg)	
Ta: actual absolute temperature (°K)	
Pa: actual barometric pressure (mm Hg)	
b: intercept	
m: slope	

## RECALIBRATION

US EPA recommends annual recalibration per 1998 40 Code of Federal Regulations Part 50 to 51, Appendix B to Part 50, Reference Method for the Determination of Suspended Particulate Matter in the Atmosphere, 9.2.17, page 30



輝創工程有限公司

Sun Creation Engineering Limited

Calibration & Testing Laboratory

# Certificate of Calibration 校正證書

Certificate No. : C193443

證書編號

ITEM TESTED / 送檢項目 (Job No. / 序引編號 : IC19-1283)

Date of Receipt / 收件日期 : 21 June 2019

Description / 儀器名稱 : Anemometer

Manufacturer / 製造商 : Lutron

Model No. / 型號 : AM-4201

Serial No. / 編號 : AF.27513

Supplied By / 委託者 : Envirotech Services Co.

Room 113, 1/F, My Loft, 9 Hoi Wing Road, Tuen Mun,  
New Territories, Hong Kong

## TEST CONDITIONS / 測試條件

Temperature / 溫度 :  $(23 \pm 2)^{\circ}\text{C}$

Relative Humidity / 相對濕度 :  $(50 \pm 25)\%$

Line Voltage / 電壓 : ---

## TEST SPECIFICATIONS / 測試規範

Calibration check

DATE OF TEST / 測試日期 : 2 July 2019

## TEST RESULTS / 測試結果

The results apply to the particular unit-under-test only.

The results are detailed in the subsequent page(s).

The test equipment used for calibration are traceable to National Standards via :

- Testo Industrial Services GmbH, Germany

Tested By

測試

T F Lee

Assistant Engineer

Certified By

核證

H C Chan

Engineer

Date of Issue

簽發日期

5 July 2019

The test equipment used for calibration are traceable to the Nation Standards as specified in this certificate. This certificate shall not be reproduced except in full, without the prior written approval of this laboratory.

本證書所載校正用之測試器材均可溯源至國際標準。局部複印本證書需先獲本實驗室書面批准。

Sun Creation Engineering Limited - Calibration & Testing Laboratory

c/o 4/F, 1 Hing On Lane, Tuen Mun, New Territories, Hong Kong

輝創工程有限公司 - 校正及檢測實驗室

c/o 香港新界屯門興安里一號四樓


Tel/電話: (852) 2927 2606

Fax/傳真: (852) 2744 8986

E-mail/電郵: callab@suncreation.com

Website/網址: www.suncreation.com





# Certificate of Calibration

## 校正證書

Certificate No. : C193443  
證書編號

1. The unit-under-test (UUT) was allowed to stabilize in the laboratory for over 12 hours before the commencement of the test.
2. The results presented are the mean of 10 measurements at each calibration point.
3. Test equipment :

<u>Equipment ID</u>	<u>Description</u>	<u>Certificate No.</u>
CL386	Multi-function Measuring Instrument	S16493

4. Test procedure : MA130N.

5. Results :

### Air Velocity

Applied Value (m/s)	UUT Reading (m/s)	Measured Correction		
		Value (m/s)	Measurement Uncertainty	
			Expanded Uncertainty (m/s)	Coverage Factor
2.0	1.8	+0.2	0.2	2.0
4.0	3.8	+0.2	0.3	2.0
6.0	5.8	+0.2	0.3	2.0
8.1	7.9	+0.2	0.3	2.0
10.1	10.0	+0.1	0.4	2.0

Remarks : - The Measured Corrections are defined as :  
Value = Applied Value - UUT Reading

- The expanded uncertainties are for a level of confidence of 95 %.

### Note :

Only the original copy or the laboratory's certified true copy is valid.

The values given in this Certificate only relate to the values measured at the time of the test and any uncertainties quoted will not include allowance for the equipment long term drift, variations with environment changes, vibration and shock during transportation, overloading, mis-handling, or the capability of any other laboratory to repeat the measurement. Sun Creation Engineering Limited shall not be liable for any loss or damage resulting from the use of the equipment.

The test equipment used for calibration are traceable to the Nation Standards as specified in this certificate. This certificate shall not be reproduced except in full, without the prior written approval of this laboratory.

本證書所載校正用之測試器材均可溯源至國際標準。局部複印本證書需先獲本實驗室書面批准。

**ENVIROTECH SERVICES CO.**

**Calibration Report of Wind Meter**

Date of Calibration : 15 August 2019

Brand of Test Meter: Davis

Model: Vantage Pro 2 ( s/n: AS160104014)

Location : Roof of Tuen Mun Firestation

Procedures :

- 1. Wind Still Test: The wind speed sensor was hold by hand until it keep still
- 2.Wind Speed Test: The wind meter was on-site calibrated against the Anemometer
- 3.Wind Direction Test : The wind meter was on-site calibrated against the marine compass at four directions

Results:

Wind Still Test

Wind Speed (m/s)
0.00

Wind Speed Test

Davis (m/s)	Anemometer (m/s)
3.3	3.7
2.8	2.4
1.1	1.2

Wind Direction Test

Davis (o)	Marine Compass (o)
270	270
0	0
89	90
181	180

Calibrated by: Ho  
Yeung Ping Fai  
(Technical Officer)

Checked by : Fai  
Ho Kam Fat  
(Senior Technical Officer)



## REPORT OF EQUIPMENT PERFORMANCE CHECK/ CALIBRATION

Report No. : AI090154  
Date of Issue : 02 October 2019  
Page No. : 1 of 2

### PART A – CUSTOMER INFORMATION

Enovative Environmental Service Ltd.  
Flat 2207, Yu Fun House,  
Yu Chui Court, Shatin  
New Territories, Hong Kong  
Attn: Mr. Thomas WONG

### PART B – DESCRIPTION

Name of Equipment : YSI ProDSS (Multi-Parameters)  
Manufacturer : YSI (a xylem brand)  
Serial Number : 16H104233  
Date of Received : Sep 27, 2019  
Date of Calibration : Sep 27, 2019  
Date of Next Calibration<sup>(a)</sup> : Dec 26, 2019

### PART C – REFERENCE METHODS/ DOCUMENTS FOR THE CALIBRATION

Parameter	Reference Method
pH at 25°C	APHA 21e 4500-H <sup>+</sup> B
Dissolved Oxygen	APHA 21e 4500-O G
Conductivity at 25°C	APHA 21e 2510 B
Salinity	APHA 21e 2520 B
Turbidity	APHA 21e 2130 B
Temperature	Section 6 of international Accreditation New Zealand Technical Guide no. 3 Second edition March 2008: Working Thermometer Calibration Procedure.

### PART D – CALIBRATION RESULTS<sup>(b,c)</sup>

#### (1) pH at 25°C

Target (pH unit)	Displayed Reading <sup>(d)</sup> (pH Unit)	Tolerance <sup>(e)</sup> (pH Unit)	Results
4.00	4.03	0.03	Satisfactory
7.42	7.44	0.02	Satisfactory
10.01	10.06	0.05	Satisfactory

Tolerance of pH should be less than  $\pm 0.20$  (pH unit)

#### (2) Temperature

Reading of Ref. thermometer (°C)	Displayed Reading (°C)	Tolerance (°C)	Results
10.0	10.0	0.0	Satisfactory
22.0	22.1	0.1	Satisfactory
42.0	42.2	0.2	Satisfactory

Tolerance limit of temperature should be less than  $\pm 2.0$  (°C)

~ CONTINUED ON NEXT PAGE ~

#### Remark(s): -

- <sup>(a)</sup> The "Date of Next Calibration" is recommended according to best practice principals as practiced by QPT or quoted from relevant international standards.  
<sup>(b)</sup> The results relate only to the calibrated equipment as received  
<sup>(c)</sup> The performance of the equipment stated in this report is checked with independent reference material and results compared against a calibrated secondary source.  
<sup>(d)</sup> "Displayed Reading" denotes the figure shown on item under calibration/ checking regardless of equipment precision or significant figures.  
<sup>(e)</sup> The "Tolerance Limit" mentioned is referenced to YSI product specifications.

  
LEE Chun-ning, Desmond  
Senior Chemist



專業化驗有限公司

QUALITY PRO TEST-CONSULT LIMITED

Unit 10, 14/F, Wah Wai Centre, 38-40 Au Pui Wan St., Fotan, Hong Kong

Email: info@qualityprotest.com; Website: www.qualityprotest.com

Tel: (852) 3956 8717; Fax: (852) 3956 3928

## REPORT OF EQUIPMENT PERFORMANCE CHECK/ CALIBRATION

Report No. : AI090154  
Date of Issue : 02 October 2019  
Page No. : 2 of 2

### PART D – CALIBRATION RESULTS (Cont'd)

#### (3) Dissolved Oxygen

Expected Reading (mg/L)	Displayed Reading (mg/L)	Tolerance (mg/L)	Results
0.78	0.75	-0.03	Satisfactory
3.69	3.98	0.29	Satisfactory
5.77	5.4	-0.37	Satisfactory
7.68	7.82	0.14	Satisfactory

Tolerance limit of dissolved oxygen should be less than  $\pm 0.50$  (mg/L)

#### (4) Conductivity at 25°C

Conc. of KCl (M)	Expected Reading ( $\mu\text{S}/\text{cm}$ )	Displayed Reading ( $\mu\text{S}/\text{cm}$ )	Tolerance (%)	Results
0.001	146.9	138.9	-5.45	Satisfactory
0.01	1412	1380	-2.27	Satisfactory
0.1	12890	12834	-0.43	Satisfactory
0.5	58670	57663	-1.72	Satisfactory
1.0	111900	109858	-1.82	Satisfactory

Tolerance limit of conductivity should be less than  $\pm 10.0$  (%)

#### (5) Salinity

Expected Reading (g/L)	Displayed Reading (g/L)	Tolerance (%)	Results
10	10.16	1.60	Satisfactory
20	20.38	1.90	Satisfactory
30	30.47	1.57	Satisfactory

Tolerance limit of salinity should be less than  $\pm 10.0$  (%)

#### (6) Turbidity

Expected Reading (NTU)	Displayed Reading <sup>(f)</sup> (NTU)	Tolerance <sup>(g)</sup> (%)	Results
0	0.11	--	Satisfactory
10	9.89	-1.1	Satisfactory
20	19.82	-0.9	Satisfactory
100	97.25	-2.8	Satisfactory
800	780.16	-2.5	Satisfactory

Tolerance limit of turbidity should be less than  $\pm 10.0$  (%)

~ END OF REPORT ~

#### Remark(s): -

<sup>(f)</sup> "Displayed Reading" presents the figures shown on item under calibration/ checking regardless of equipment precision or significant figures.

<sup>(g)</sup> The "Tolerance Limit" mentioned is the acceptance criteria applicable for similar equipment used by Quality Pro Test-Consult Ltd. or quoted from relevant international standards.



專業化驗有限公司  
QUALITY PRO TEST-CONSULT LIMITED

Unit 10, 14/F, Wah Wai Centre, 38-40 Au Pui Wan St., Fotan, Hong Kong  
Email: info@qualityprotest.com; Website: www.qualityprotest.com  
Tel: (852) 3956 8717; Fax: (852) 3956 3928

## REPORT OF EQUIPMENT PERFORMANCE CHECK/ CALIBRATION

Report No. : AI100183  
Date of Issue : 30 October 2019  
Page No. : 1 of 2

### PART A – CUSTOMER INFORMATION

Enovative Environmental Service Ltd.  
Flat 2207, Yu Fun House,  
Yu Chui Court, Shatin  
New Territories, Hong Kong  
Attn: Mr. Thomas WONG

### PART B – DESCRIPTION

Name of Equipment : YSI 6920V2 (Multi-Parameters)  
Manufacturer : YSI (a xylem brand)  
Serial Number : 00019CB2  
Date of Received : Oct 28, 2019  
Date of Calibration : Oct 28, 2019  
Date of Next Calibration<sup>(a)</sup> : Jan 27, 2020

### PART C – REFERENCE METHODS/ DOCUMENTS FOR THE CALIBRATION

<u>Parameter</u>	<u>Reference Method</u>
pH at 25°C	APHA 21e 4500-H <sup>+</sup> B
Dissolved Oxygen	APHA 21e 4500-O G
Conductivity at 25°C	APHA 21e 2510 B
Salinity	APHA 21e 2520 B
Turbidity	APHA 21e 2130 B
Temperature	Section 6 of international Accreditation New Zealand Technical Guide no. 3 Second edition March 2008: Working Thermometer Calibration Procedure.

### PART D – CALIBRATION RESULTS<sup>(b,c)</sup>

#### (1) pH at 25°C

Target (pH unit)	Displayed Reading <sup>(d)</sup> (pH Unit)	Tolerance <sup>(e)</sup> (pH Unit)	Results
4.00	3.95	-0.05	Satisfactory
7.42	7.36	-0.06	Satisfactory
10.01	9.93	-0.08	Satisfactory

Tolerance of pH should be less than  $\pm 0.20$  (pH unit)

#### (2) Temperature


Reading of Ref. thermometer (°C)	Displayed Reading (°C)	Tolerance (°C)	Results
15.0	15.1	0.1	Satisfactory
25.0	24.9	-0.1	Satisfactory
35.0	34.9	-0.1	Satisfactory

Tolerance limit of temperature should be less than  $\pm 2.0$  (°C)

~ CONTINUED ON NEXT PAGE ~

#### Remark(s): -

- <sup>(a)</sup> The "Date of Next Calibration" is recommended according to best practice principals as practiced by QPT or quoted from relevant international standards.  
<sup>(b)</sup> The results relate only to the calibrated equipment as received  
<sup>(c)</sup> The performance of the equipment stated in this report is checked with independent reference material and results compared against a calibrated secondary source.  
<sup>(d)</sup> "Displayed Reading" denotes the figure shown on item under calibration/ checking regardless of equipment precision or significant figures.  
<sup>(e)</sup> The "Tolerance Limit" mentioned is referenced to YSI product specifications.

  
LEE Chun-ning, Desmond  
Senior Chemist



## REPORT OF EQUIPMENT PERFORMANCE CHECK/ CALIBRATION

Report No. : AI100183  
Date of Issue : 30 October 2019  
Page No. : 2 of 2

### PART D – CALIBRATION RESULTS (Cont'd)

#### (3) Dissolved Oxygen

Expected Reading (mg/L)	Displayed Reading (mg/L)	Tolerance (mg/L)	Results
1.04	0.80	-0.24	Satisfactory
4.10	4.34	0.24	Satisfactory
5.92	5.94	0.02	Satisfactory
7.81	8.07	0.26	Satisfactory

Tolerance limit of dissolved oxygen should be less than  $\pm 0.50$  (mg/L)

#### (4) Conductivity at 25°C

Conc. of KCl (M)	Expected Reading ( $\mu\text{S}/\text{cm}$ )	Displayed Reading ( $\mu\text{S}/\text{cm}$ )	Tolerance (%)	Results
0.001	146.9	140.0	-4.70	Satisfactory
0.01	1412	1394	-1.27	Satisfactory
0.1	12890	12780	-0.85	Satisfactory
0.5	58670	57927	-1.27	Satisfactory
1.0	111900	110880	-0.91	Satisfactory

Tolerance limit of conductivity should be less than  $\pm 10.0$  (%)

#### (5) Salinity

Expected Reading (g/L)	Displayed Reading (g/L)	Tolerance (%)	Results
10	9.90	-1.00	Satisfactory
20	19.88	-0.60	Satisfactory
30	29.89	-0.37	Satisfactory

Tolerance limit of salinity should be less than  $\pm 10.0$  (%)

#### (6) Turbidity

Expected Reading (NTU)	Displayed Reading <sup>(f)</sup> (NTU)	Tolerance <sup>(g)</sup> (%)	Results
0	0.20	--	Satisfactory
10	9.98	-0.2	Satisfactory
20	19.88	-0.6	Satisfactory
100	100.20	0.2	Satisfactory
800	798.82	-0.1	Satisfactory

Tolerance limit of turbidity should be less than  $\pm 10.0$  (%)

~ END OF REPORT ~

**Remark(s): -**

<sup>(f)</sup> "Displayed Reading" presents the figures shown on item under calibration/ checking regardless of equipment precision or significant figures.

<sup>(g)</sup> The "Tolerance Limit" mentioned is the acceptance criteria applicable for similar equipment used by Quality Pro Test-Consult Ltd. or quoted from relevant international standards.



專業化驗有限公司  
QUALITY PRO TEST-CONSULT LIMITED

Unit 10, 14/F, Wah Wai Centre, 38-40 Au Pui Wan St., Fotan, Hong Kong  
Email: info@qualityprotest.com; Website: www.qualityprotest.com  
Tel: (852) 3956 8717; Fax: (852) 3956 3928

## REPORT OF EQUIPMENT PERFORMANCE CHECK/ CALIBRATION

Report No. : AI100182  
Date of Issue : 30 October 2019  
Page No. : 1 of 2

### PART A – CUSTOMER INFORMATION

Enovative Environmental Service Ltd.  
Flat 2207, Yu Fun House,  
Yu Chui Court, Shatin  
New Territories, Hong Kong  
Attn: Mr. Thomas WONG

### PART B – DESCRIPTION

Name of Equipment : YSI 6920V2 (Multi-Parameters)  
Manufacturer : YSI (a xylem brand)  
Serial Number : 0001C6A7  
Date of Received : Oct 28, 2019  
Date of Calibration : Oct 28, 2019  
Date of Next Calibration<sup>(a)</sup> : Jan 27, 2020

### PART C – REFERENCE METHODS/ DOCUMENTS FOR THE CALIBRATION

<u>Parameter</u>	<u>Reference Method</u>
pH at 25°C	APHA 21e 4500-H <sup>+</sup> B
Dissolved Oxygen	APHA 21e 4500-O G
Conductivity at 25°C	APHA 21e 2510 B
Salinity	APHA 21e 2520 B
Turbidity	APHA 21e 2130 B
Temperature	Section 6 of international Accreditation New Zealand Technical Guide no. 3 Second edition March 2008: Working Thermometer Calibration Procedure.

### PART D – CALIBRATION RESULTS<sup>(b,c)</sup>

#### (1) pH at 25°C

Target (pH unit)	Displayed Reading <sup>(d)</sup> (pH Unit)	Tolerance <sup>(e)</sup> (pH Unit)	Results
4.00	4.07	0.07	Satisfactory
7.42	7.49	0.07	Satisfactory
10.01	10.05	0.04	Satisfactory

Tolerance of pH should be less than  $\pm 0.20$  (pH unit)

#### (2) Temperature


Reading of Ref. thermometer (°C)	Displayed Reading (°C)	Tolerance (°C)	Results
15.0	15.1	0.1	Satisfactory
25.0	25.0	0.0	Satisfactory
35.0	35.0	0.0	Satisfactory

Tolerance limit of temperature should be less than  $\pm 2.0$  (°C)

~ CONTINUED ON NEXT PAGE ~

#### Remark(s): -

- <sup>(a)</sup> The "Date of Next Calibration" is recommended according to best practice principals as practiced by QPT or quoted from relevant international standards.  
<sup>(b)</sup> The results relate only to the calibrated equipment as received  
<sup>(c)</sup> The performance of the equipment stated in this report is checked with independent reference material and results compared against a calibrated secondary source.  
<sup>(d)</sup> "Displayed Reading" denotes the figure shown on item under calibration/ checking regardless of equipment precision or significant figures.  
<sup>(e)</sup> The "Tolerance Limit" mentioned is referenced to YSI product specifications.

  
LEE Chun-ning, Desmond  
Senior Chemist



## REPORT OF EQUIPMENT PERFORMANCE CHECK/ CALIBRATION

Report No. : AI100182  
Date of Issue : 30 October 2019  
Page No. : 2 of 2

### PART D – CALIBRATION RESULTS (Cont'd)

#### (3) Dissolved Oxygen

Expected Reading (mg/L)	Displayed Reading (mg/L)	Tolerance (mg/L)	Results
1.04	0.90	-0.14	Satisfactory
4.10	4.40	0.3	Satisfactory
5.92	6.00	0.08	Satisfactory
7.81	8.10	0.29	Satisfactory

Tolerance limit of dissolved oxygen should be less than  $\pm 0.50$  (mg/L)

#### (4) Conductivity at 25°C

Conc. of KCl (M)	Expected Reading ( $\mu\text{S}/\text{cm}$ )	Displayed Reading ( $\mu\text{S}/\text{cm}$ )	Tolerance (%)	Results
0.001	146.9	156	6.19	Satisfactory
0.01	1412	1384	-1.98	Satisfactory
0.1	12890	12810	-0.62	Satisfactory
0.5	58670	57991	-1.16	Satisfactory
1.0	111900	110844	-0.94	Satisfactory

Tolerance limit of conductivity should be less than  $\pm 10.0$  (%)

#### (5) Salinity

Expected Reading (g/L)	Displayed Reading (g/L)	Tolerance (%)	Results
10	10.08	0.80	Satisfactory
20	20.07	0.35	Satisfactory
30	30.1	0.33	Satisfactory

Tolerance limit of salinity should be less than  $\pm 10.0$  (%)

#### (6) Turbidity

Expected Reading (NTU)	Displayed Reading <sup>(f)</sup> (NTU)	Tolerance <sup>(g)</sup> (%)	Results
0	0.50	--	Satisfactory
10	10.02	0.2	Satisfactory
20	20.47	2.3	Satisfactory
100	100.16	0.2	Satisfactory
800	798.93	-0.1	Satisfactory

Tolerance limit of turbidity should be less than  $\pm 10.0$  (%)

~ END OF REPORT ~

#### Remark(s): -

<sup>(f)</sup> "Displayed Reading" presents the figures shown on item under calibration/ checking regardless of equipment precision or significant figures.

<sup>(g)</sup> The "Tolerance Limit" mentioned is the acceptance criteria applicable for similar equipment used by Quality Pro Test-Consult Ltd. or quoted from relevant international standards.





專業化驗有限公司  
QUALITY PRO TEST-CONSULT LIMITED

Unit 10, 14/F, Wah Wai Centre, 38-40 Au Pui Wan St., Fotan, Hong Kong  
Email: info@qualityprotest.com; Website: www.qualityprotest.com  
Tel: (852) 3956 8717; Fax: (852) 3956 3928

## REPORT OF EQUIPMENT PERFORMANCE CHECK/ CALIBRATION

Report No. : AI090155  
Date of Issue : 02 October 2019  
Page No. : 1 of 2

### PART A – CUSTOMER INFORMATION

Enovative Environmental Service Ltd.  
Flat 2207, Yu Fun House,  
Yu Chui Court, Shatin  
New Territories, Hong Kong  
Attn: Mr. Thomas WONG

### PART B – DESCRIPTION

Name of Equipment : YSI ProDSS (Multi-Parameters)  
Manufacturer : YSI (a xylem brand)  
Serial Number : 17H105557  
Date of Received : Sep 27, 2019  
Date of Calibration : Sep 27, 2019  
Date of Next Calibration<sup>(a)</sup> : Dec 26, 2019

### PART C – REFERENCE METHODS/ DOCUMENTS FOR THE CALIBRATION

<u>Parameter</u>	<u>Reference Method</u>
pH at 25°C	APHA 21e 4500-H <sup>+</sup> B
Dissolved Oxygen	APHA 21e 4500-O G
Conductivity at 25°C	APHA 21e 2510 B
Salinity	APHA 21e 2520 B
Turbidity	APHA 21e 2130 B
Temperature	Section 6 of international Accreditation New Zealand Technical Guide no. 3 Second edition March 2008: Working Thermometer Calibration Procedure.

### PART D – CALIBRATION RESULTS<sup>(b,c)</sup>

#### (1) pH at 25°C

Target (pH unit)	Displayed Reading <sup>(d)</sup> (pH Unit)	Tolerance <sup>(e)</sup> (pH Unit)	Results
4.00	4.05	0.05	Satisfactory
7.42	7.41	-0.01	Satisfactory
10.01	10.11	0.10	Satisfactory

Tolerance of pH should be less than  $\pm 0.20$  (pH unit)

#### (2) Temperature

Reading of Ref. thermometer (°C)	Displayed Reading (°C)	Tolerance (°C)	Results
10.0	10.0	0.0	Satisfactory
22.0	22.1	0.1	Satisfactory
42.0	42.1	0.1	Satisfactory

Tolerance limit of temperature should be less than  $\pm 2.0$  (°C)

~ CONTINUED ON NEXT PAGE ~

#### Remark(s): -

- <sup>(a)</sup> The "Date of Next Calibration" is recommended according to best practice principals as practiced by QPT or quoted form relevant international standards.  
<sup>(b)</sup> The results relate only to the calibrated equipment as received  
<sup>(c)</sup> The performance of the equipment stated in this report is checked with independent reference material and results compared against a calibrated secondary source.  
<sup>(d)</sup> "Displayed Reading" denotes the figure shown on item under calibration/ checking regardless of equipment precision or significant figures.  
<sup>(e)</sup> The "Tolerance Limit" mentioned is referenced to YSI product specifications.

  
LEE Chun-ning, Desmond  
Senior Chemist



## REPORT OF EQUIPMENT PERFORMANCE CHECK/ CALIBRATION

Report No. : AI090155  
Date of Issue : 02 October 2019  
Page No. : 2 of 2

### PART D – CALIBRATION RESULTS (Cont'd)

#### (3) Dissolved Oxygen

Expected Reading (mg/L)	Displayed Reading (mg/L)	Tolerance (mg/L)	Results
0.78	0.72	-0.06	Satisfactory
3.69	4.01	0.32	Satisfactory
5.77	5.38	-0.39	Satisfactory
7.68	7.80	0.12	Satisfactory

Tolerance limit of dissolved oxygen should be less than  $\pm 0.50$  (mg/L)

#### (4) Conductivity at 25°C

Conc. of KCl (M)	Expected Reading ( $\mu\text{S/cm}$ )	Displayed Reading ( $\mu\text{S/cm}$ )	Tolerance (%)	Results
0.001	146.9	138.2	-5.92	Satisfactory
0.01	1412	1394	-1.27	Satisfactory
0.1	12890	12855	-0.27	Satisfactory
0.5	58670	57582	-1.85	Satisfactory
1.0	111900	109780	-1.89	Satisfactory

Tolerance limit of conductivity should be less than  $\pm 10.0$  (%)

#### (5) Salinity

Expected Reading (g/L)	Displayed Reading (g/L)	Tolerance (%)	Results
10	10.08	0.80	Satisfactory
20	20.41	2.05	Satisfactory
30	30.52	1.73	Satisfactory

Tolerance limit of salinity should be less than  $\pm 10.0$  (%)

#### (6) Turbidity

Expected Reading (NTU)	Displayed Reading <sup>(f)</sup> (NTU)	Tolerance <sup>(g)</sup> (%)	Results
0	0.10	--	Satisfactory
10	9.94	-0.6	Satisfactory
20	19.86	-0.7	Satisfactory
100	97.43	-2.6	Satisfactory
800	779.37	-2.6	Satisfactory

Tolerance limit of turbidity should be less than  $\pm 10.0$  (%)

~ END OF REPORT ~

#### Remark(s): -

<sup>(f)</sup> "Displayed Reading" presents the figures shown on item under calibration/ checking regardless of equipment precision or significant figures.

<sup>(g)</sup> The "Tolerance Limit" mentioned is the acceptance criteria applicable for similar equipment used by Quality Pro Test-Consult Ltd. or quoted from relevant international standards.