

Appendix G

Impact Air Quality Monitoring Results

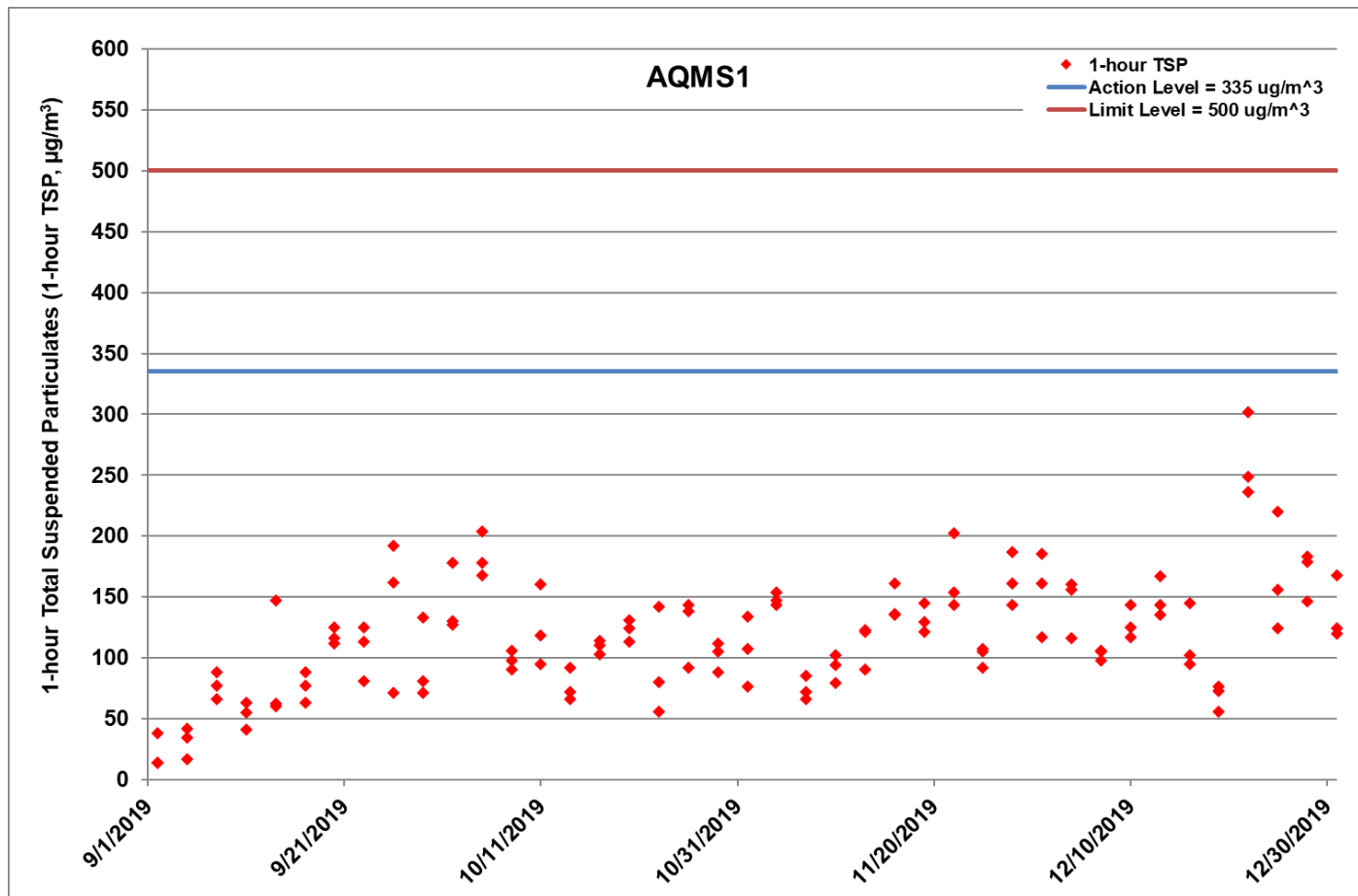


Figure G.1 Impact Monitoring - 1-hour Total Suspended Particulates ($\mu\text{g}/\text{m}^3$) at AQMS1 between 1 September 2019 and 31 December 2019 during impact monitoring period. The weather conditions during the monitoring period varied from sunny to cloudy. Major land-based construction activities included: Road & Drainage Works (1/9/2019 - 31/12/2019)

Ref: 0212330_Impact AQM graphs_December 2019_REV a.xlsx



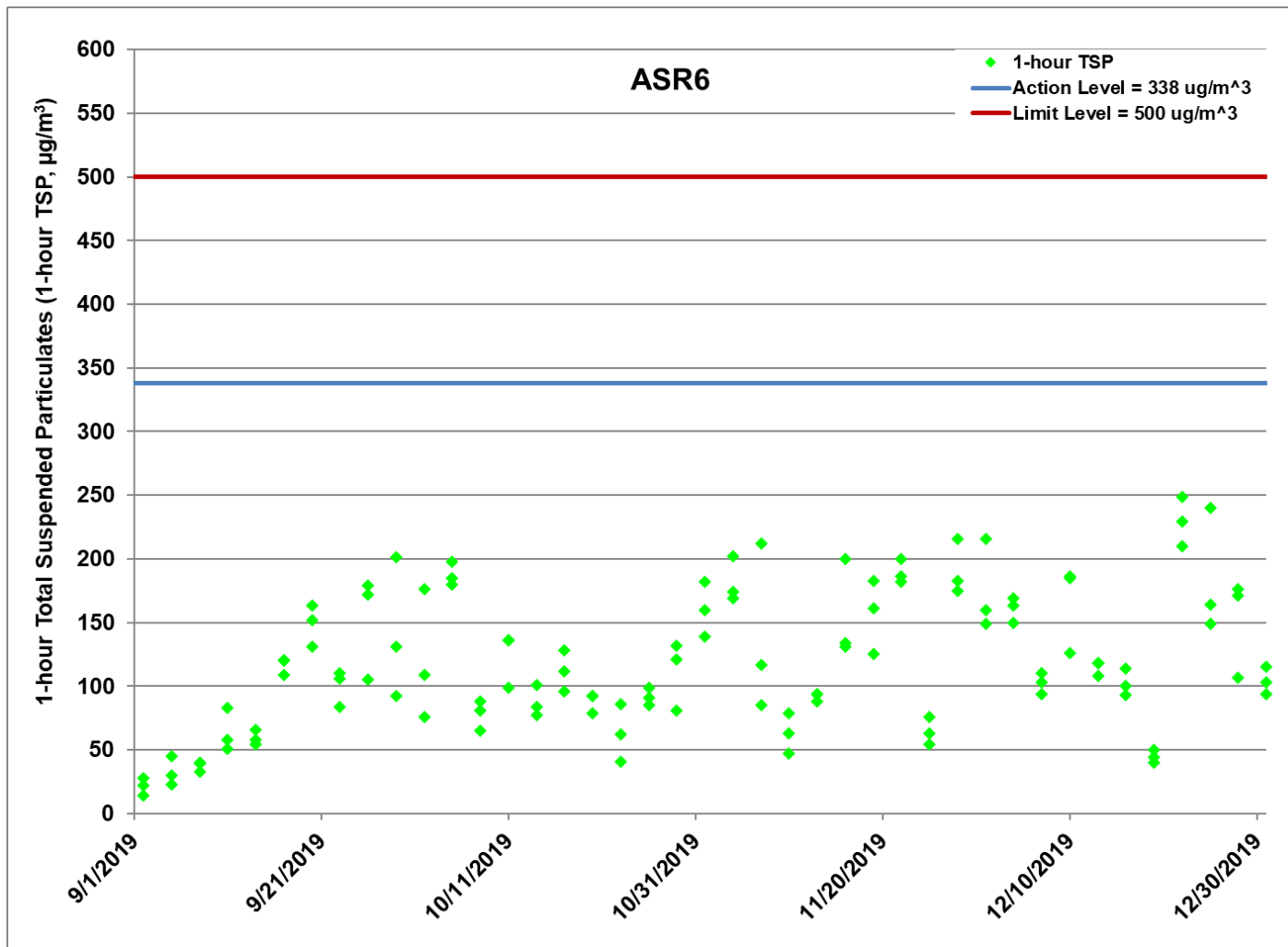


Figure G.2 Impact Monitoring - 1-hour Total Suspended Particulates ($\mu\text{g}/\text{m}^3$) at ASR6 between 1 September 2019 and 31 December 2019 during impact monitoring period. The weather conditions during the monitoring period varied from sunny to cloudy. Major land-based construction activities included: Road & Drainage Works (1/9/2019 - 31/12/2019)

Ref: 0212330_Impact AQM graphs_December 2019_REV a.xlsx



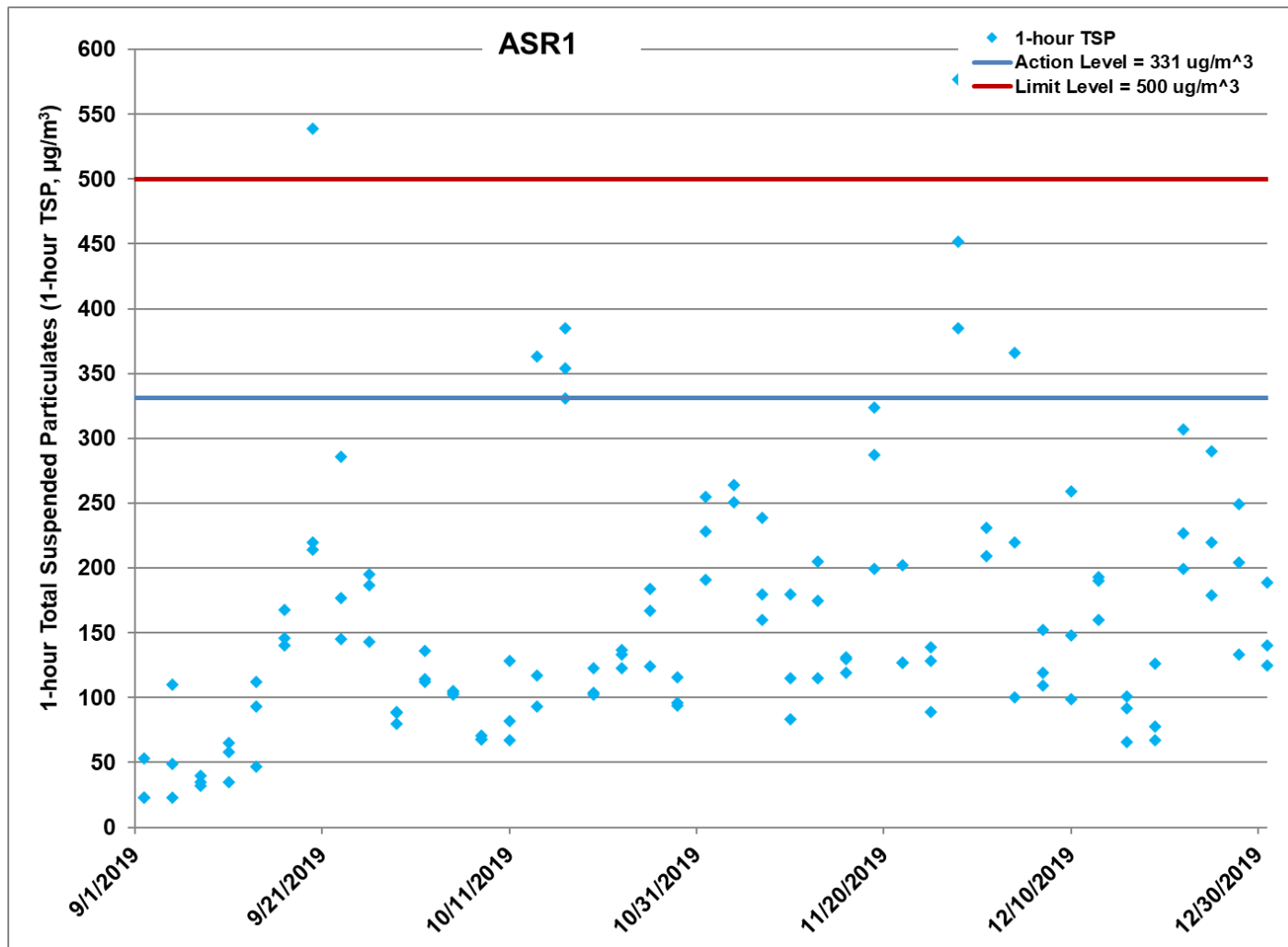


Figure G.3 Impact Monitoring - 1-hour Total Suspended Particulates ($\mu\text{g}/\text{m}^3$) at ASR1 between 1 September 2019 and 31 December 2019 during impact monitoring period. The weather conditions during the monitoring period varied from sunny to cloudy. Major land-based construction activities included: Road & Drainage Works (1/9/2019 - 31/12/2019)

Ref: 0212330_Impact AQM graphs_December 2019_REV a.xlsx



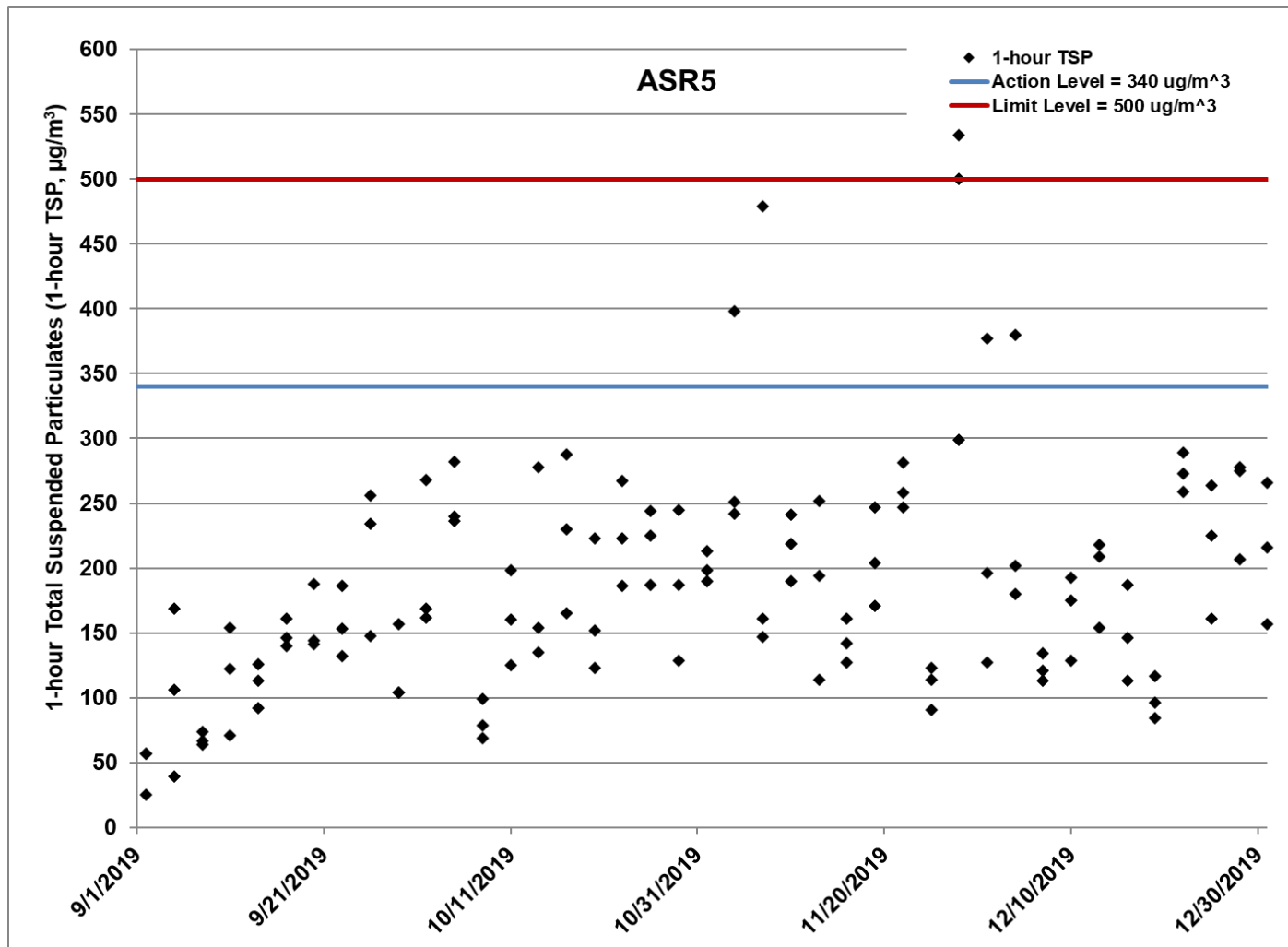


Figure G.4 Impact Monitoring - 1-hour Total Suspended Particulates ($\mu\text{g}/\text{m}^3$) at ASR5 between 1 September 2019 and 31 December 2019 during impact monitoring period. The weather conditions during the monitoring period varied from sunny to cloudy. Major land-based construction activities included: Road & Drainage Works (1/9/2019 - 31/12/2019)

Ref: 0212330_Impact AQM graphs_December 2019_REV a.xlsx



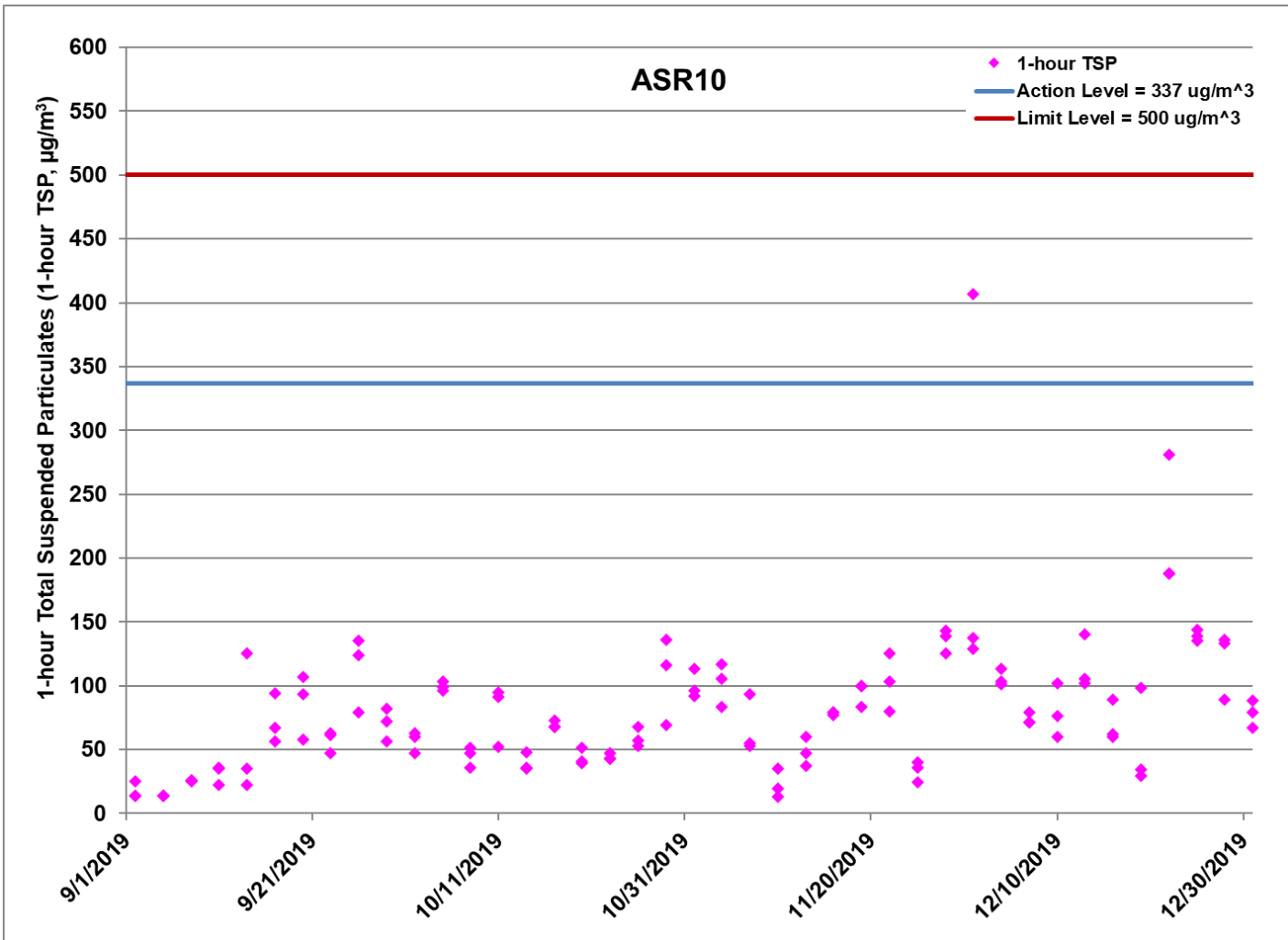


Figure G.5 Impact Monitoring - 1-hour Total Suspended Particulates ($\mu\text{g}/\text{m}^3$) at ASR10 between 1 September 2019 and 31 December 2019 during impact monitoring period. The weather conditions during the monitoring period varied from sunny to cloudy. Major land-based construction activities included: Road & Drainage Works (1/9/2019 - 31/12/2019)

Ref: 0212330_Impact AQM graphs_December 2019_REV a.xlsx



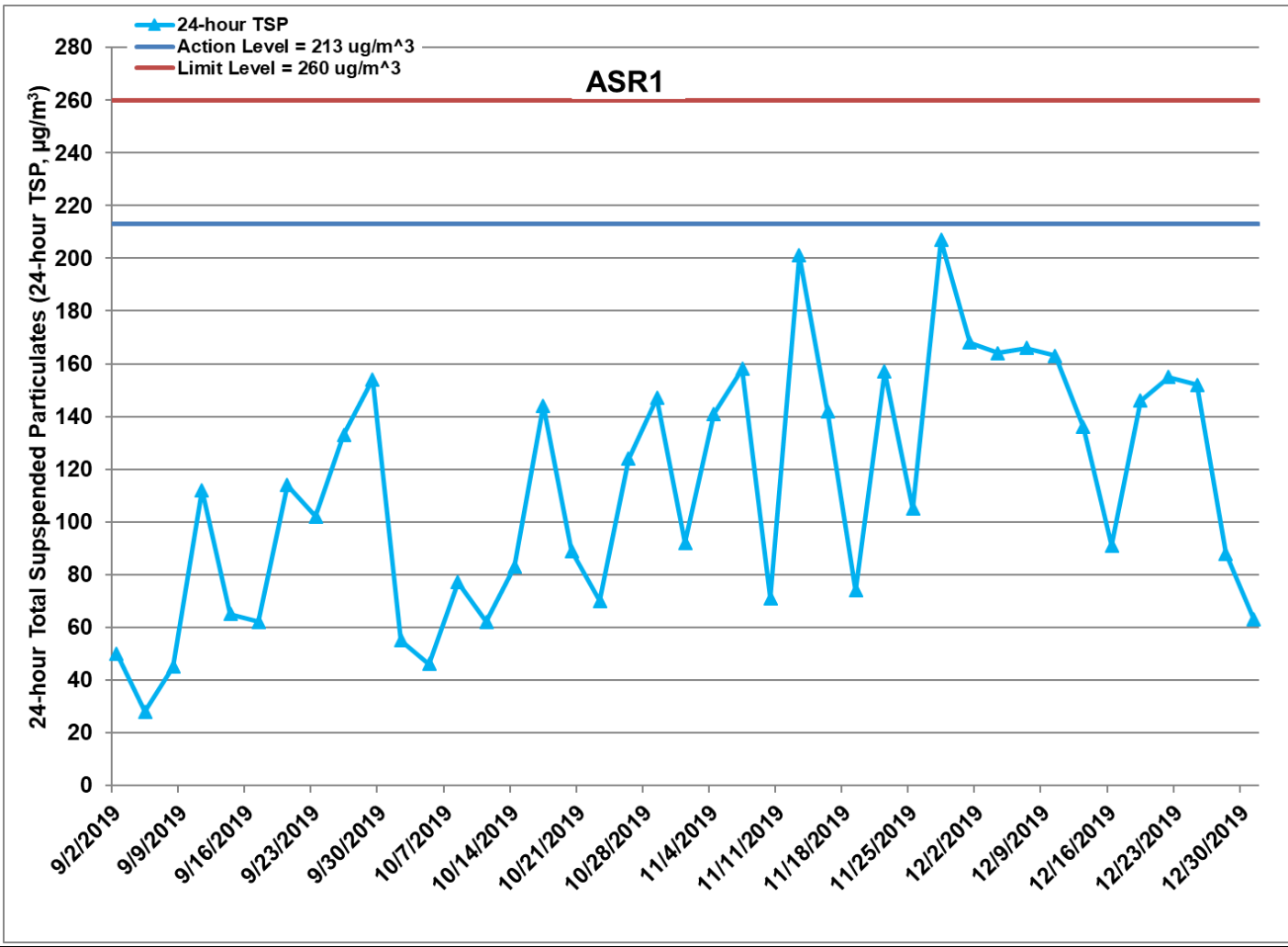


Figure G.6 Impact Monitoring - 24-hour Total Suspended Particulates ($\mu\text{g}/\text{m}^3$) at ASR1 between 1 September 2019 and 31 December 2019 during impact monitoring period. The weather conditions during the monitoring period varied from sunny to cloudy. Major land-based construction activities included: Road & Drainage Works (1/9/2019 - 31/12/2019)

Ref: 0212330_Impact AQM graphs_December 2019_REV a.xlsx



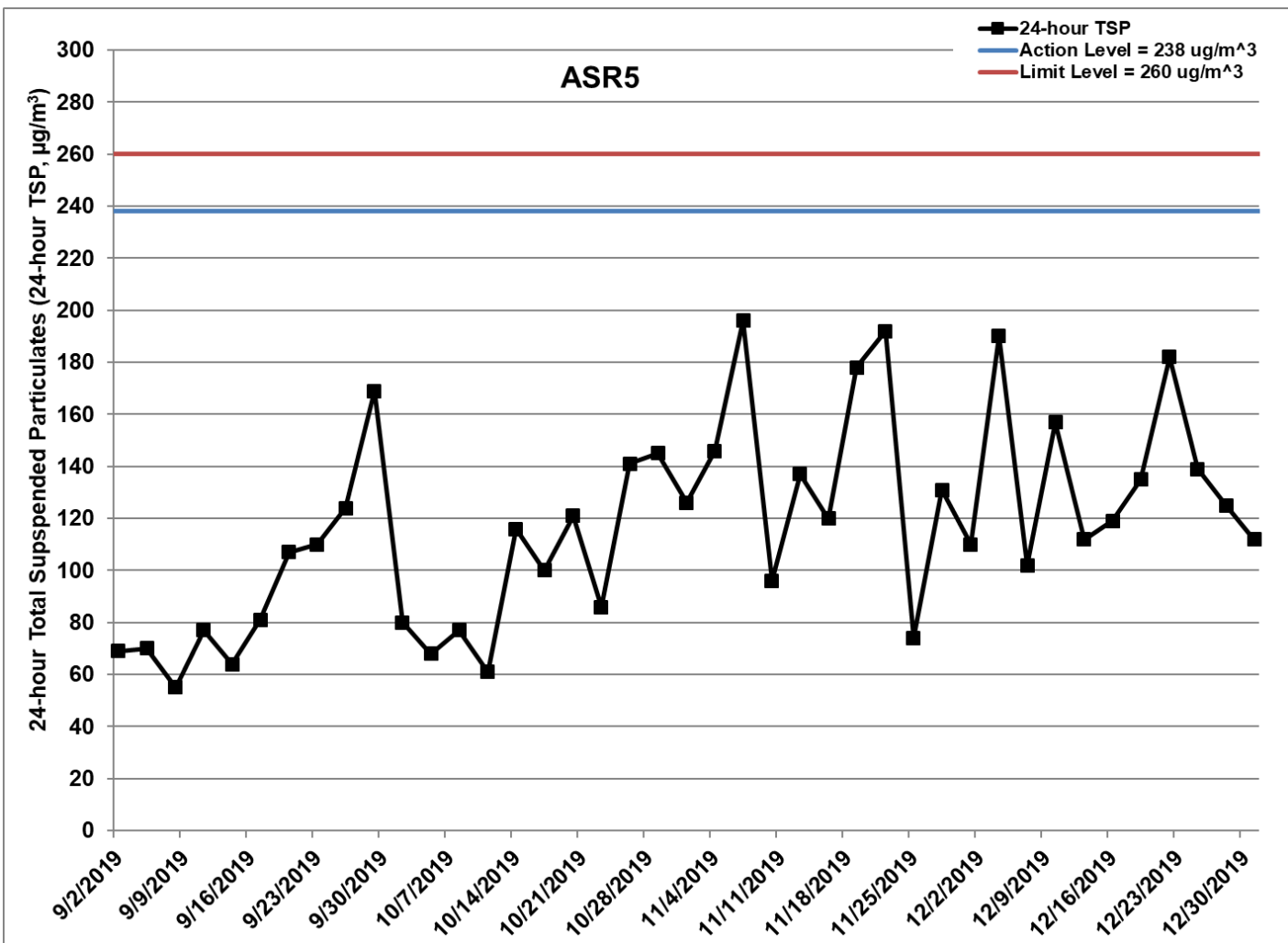


Figure G.7 Impact Monitoring - 24-hour Total Suspended Particulates ($\mu\text{g}/\text{m}^3$) at ASR5 between 1 September 2019 and 31 December 2019 during impact monitoring period. The weather conditions during the monitoring period varied from sunny to cloudy. Major land-based construction activities included: Road & Drainage Works (1/9/2019 - 31/12/2019)

Ref: 0212330_Impact AQM graphs_December 2019_REV a.xlsx



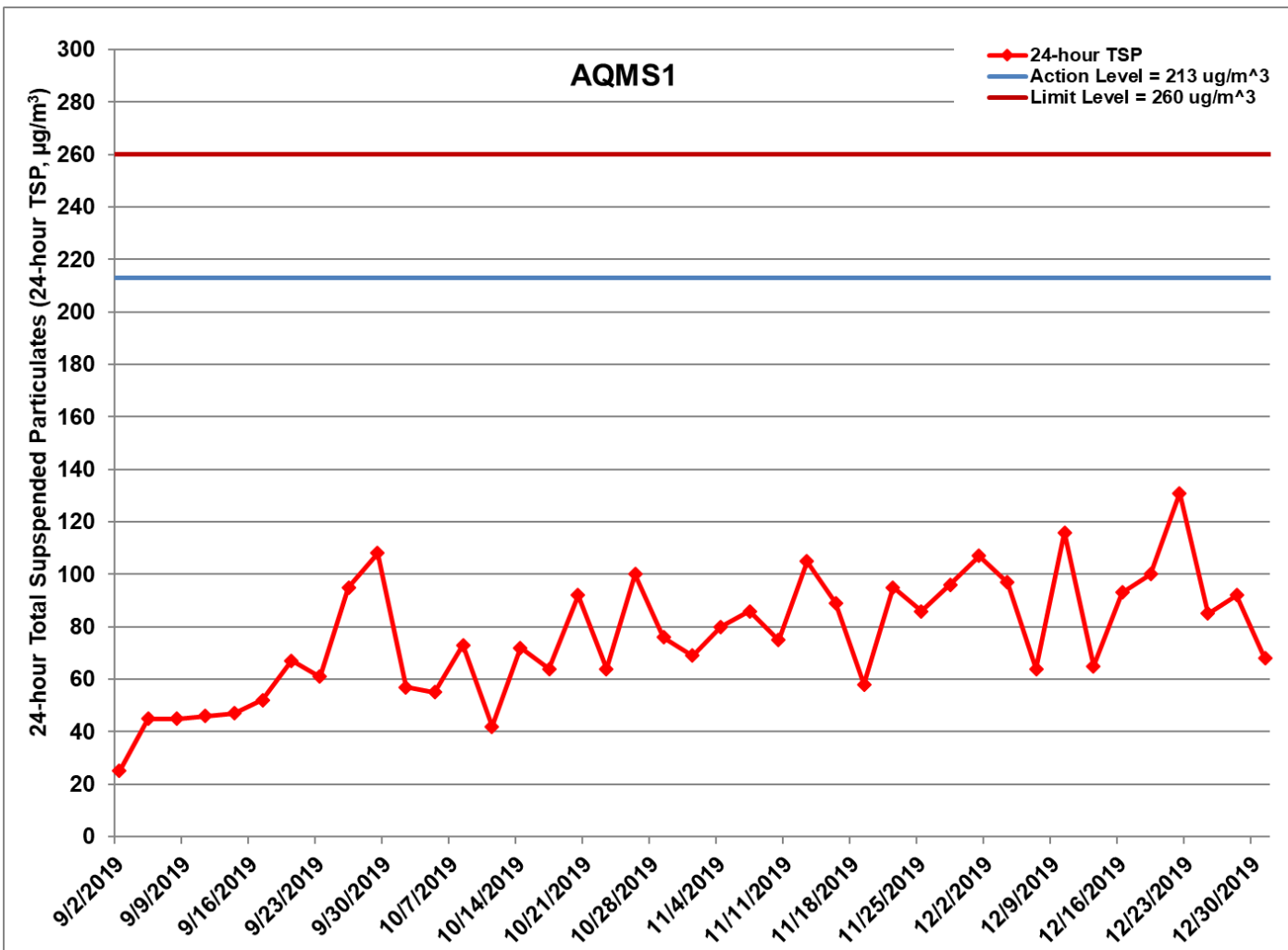


Figure G.8 Impact Monitoring - 24-hour Total Suspended Particulates ($\mu\text{g}/\text{m}^3$) at AQMS1 between 1 September 2019 and 31 December 2019 during impact monitoring period. The weather conditions during the monitoring period varied from sunny to cloudy. Major land-based construction activities included: Road & Drainage Works (1/9/2019 - 31/12/2019)

Ref: 0212330_Impact AQM graphs_December 2019_REV a.xlsx



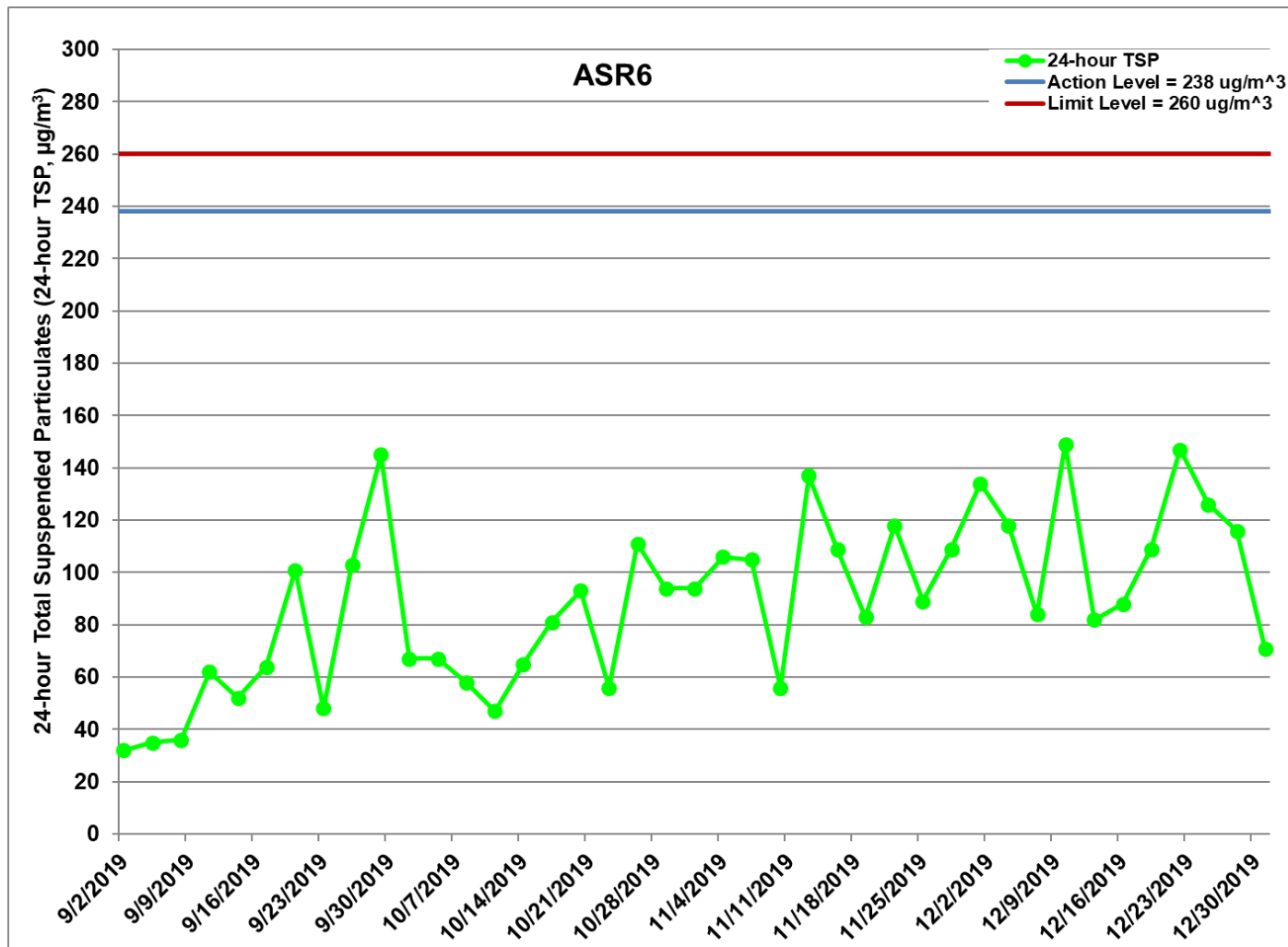


Figure G.9 Impact Monitoring - 24-hour Total Suspended Particulates ($\mu\text{g}/\text{m}^3$) at ASR6 between 1 September 2019 and 31 December 2019 during impact monitoring period. The weather conditions during the monitoring period varied from sunny to cloudy. Major land-based construction activities included: Road & Drainage Works (1/9/2019 - 31/12/2019)

Ref: 0212330_Impact AQM graphs_December 2019_REV a.xlsx



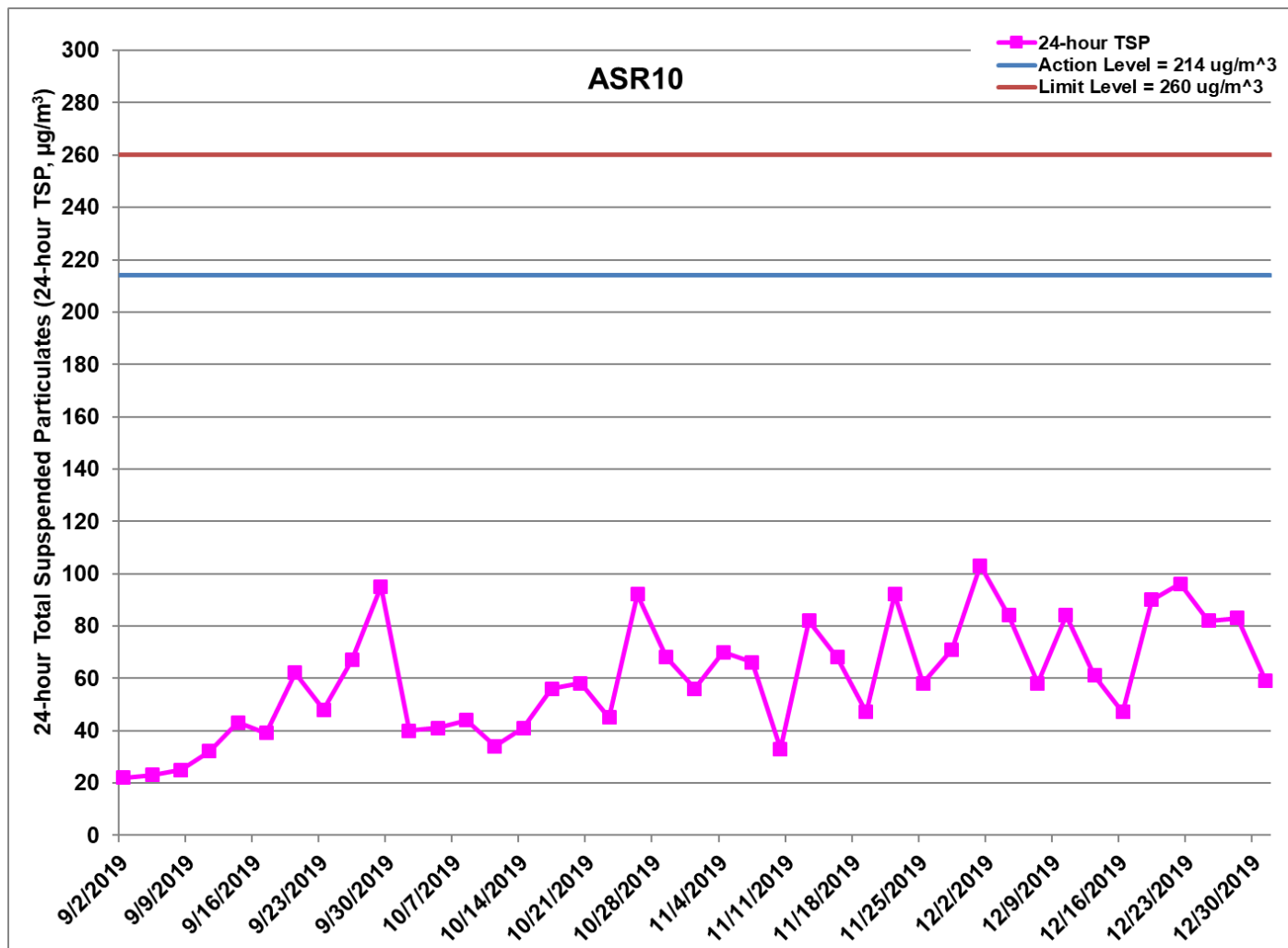


Figure G.10 Impact Monitoring - 24-hour Total Suspended Particulates ($\mu\text{g}/\text{m}^3$) at ASR10 between 1 September 2019 and 31 December 2019 during impact monitoring period. The weather conditions during the monitoring period varied from sunny to cloudy. Major land-based construction activities included: Road & Drainage Works (1/9/2019 - 31/12/2019)

Ref: 0212330_Impact AQM graphs_December 2019_REV a.xlsx



Project	Contract	Date	Station	Weather	Start time	Parameters	Results	units
TMCLKL	HY/2012/08	2019-12-01	AQMS1	Sunny	17:04	24-hour TSP	107	ug/m3
TMCLKL	HY/2012/08	2019-12-01	ASR1	Sunny	16:53	24-hour TSP	168	ug/m3
TMCLKL	HY/2012/08	2019-12-01	ASR10	Sunny	16:17	24-hour TSP	103	ug/m3
TMCLKL	HY/2012/08	2019-12-01	ASR5	Sunny	16:42	24-hour TSP	110	ug/m3
TMCLKL	HY/2012/08	2019-12-01	ASR6	Sunny	16:29	24-hour TSP	134	ug/m3
TMCLKL	HY/2012/08	2019-12-04	AQMS1	Sunny	11:55	24-hour TSP	97	ug/m3
TMCLKL	HY/2012/08	2019-12-04	ASR1	Sunny	11:43	24-hour TSP	164	ug/m3
TMCLKL	HY/2012/08	2019-12-04	ASR10	Sunny	11:08	24-hour TSP	84	ug/m3
TMCLKL	HY/2012/08	2019-12-04	ASR5	Sunny	11:31	24-hour TSP	190	ug/m3
TMCLKL	HY/2012/08	2019-12-04	ASR6	Sunny	11:19	24-hour TSP	118	ug/m3
TMCLKL	HY/2012/08	2019-12-07	AQMS1	Sunny	12:12	24-hour TSP	64	ug/m3
TMCLKL	HY/2012/08	2019-12-07	ASR1	Sunny	12:01	24-hour TSP	166	ug/m3
TMCLKL	HY/2012/08	2019-12-07	ASR10	Sunny	11:27	24-hour TSP	58	ug/m3
TMCLKL	HY/2012/08	2019-12-07	ASR5	Sunny	11:49	24-hour TSP	102	ug/m3
TMCLKL	HY/2012/08	2019-12-07	ASR6	Sunny	11:37	24-hour TSP	84	ug/m3
TMCLKL	HY/2012/08	2019-12-10	AQMS1	Sunny	11:55	24-hour TSP	116	ug/m3
TMCLKL	HY/2012/08	2019-12-10	ASR1	Sunny	11:43	24-hour TSP	163	ug/m3
TMCLKL	HY/2012/08	2019-12-10	ASR10	Sunny	11:10	24-hour TSP	84	ug/m3
TMCLKL	HY/2012/08	2019-12-10	ASR5	Sunny	11:32	24-hour TSP	157	ug/m3
TMCLKL	HY/2012/08	2019-12-10	ASR6	Sunny	11:21	24-hour TSP	149	ug/m3
TMCLKL	HY/2012/08	2019-12-13	AQMS1	Sunny	12:09	24-hour TSP	65	ug/m3
TMCLKL	HY/2012/08	2019-12-13	ASR1	Sunny	11:58	24-hour TSP	136	ug/m3
TMCLKL	HY/2012/08	2019-12-13	ASR10	Sunny	11:26	24-hour TSP	61	ug/m3
TMCLKL	HY/2012/08	2019-12-13	ASR5	Sunny	11:47	24-hour TSP	112	ug/m3
TMCLKL	HY/2012/08	2019-12-13	ASR6	Sunny	11:36	24-hour TSP	82	ug/m3
TMCLKL	HY/2012/08	2019-12-16	AQMS1	Sunny	16:53	24-hour TSP	93	ug/m3
TMCLKL	HY/2012/08	2019-12-16	ASR1	Sunny	16:42	24-hour TSP	91	ug/m3
TMCLKL	HY/2012/08	2019-12-16	ASR10	Sunny	16:07	24-hour TSP	47	ug/m3
TMCLKL	HY/2012/08	2019-12-16	ASR5	Sunny	16:30	24-hour TSP	119	ug/m3
TMCLKL	HY/2012/08	2019-12-16	ASR6	Sunny	16:18	24-hour TSP	88	ug/m3

Project	Contract	Date	Station	Weather	Start time	Parameters	Results	units
TMCLKL	HY/2012/08	2019-12-19	AQMS1	Sunny	11:55	24-hour TSP	100	ug/m3
TMCLKL	HY/2012/08	2019-12-19	ASR1	Sunny	11:43	24-hour TSP	146	ug/m3
TMCLKL	HY/2012/08	2019-12-19	ASR10	Sunny	11:10	24-hour TSP	90	ug/m3
TMCLKL	HY/2012/08	2019-12-19	ASR5	Sunny	11:32	24-hour TSP	135	ug/m3
TMCLKL	HY/2012/08	2019-12-19	ASR6	Sunny	11:20	24-hour TSP	109	ug/m3
TMCLKL	HY/2012/08	2019-12-22	AQMS1	Sunny	12:06	24-hour TSP	131	ug/m3
TMCLKL	HY/2012/08	2019-12-22	ASR1	Sunny	11:54	24-hour TSP	155	ug/m3
TMCLKL	HY/2012/08	2019-12-22	ASR10	Sunny	11:19	24-hour TSP	96	ug/m3
TMCLKL	HY/2012/08	2019-12-22	ASR5	Sunny	11:41	24-hour TSP	182	ug/m3
TMCLKL	HY/2012/08	2019-12-22	ASR6	Sunny	11:29	24-hour TSP	147	ug/m3
TMCLKL	HY/2012/08	2019-12-25	AQMS1	Sunny	16:53	24-hour TSP	85	ug/m3
TMCLKL	HY/2012/08	2019-12-25	ASR1	Sunny	16:41	24-hour TSP	152	ug/m3
TMCLKL	HY/2012/08	2019-12-25	ASR10	Sunny	16:06	24-hour TSP	82	ug/m3
TMCLKL	HY/2012/08	2019-12-25	ASR5	Sunny	16:30	24-hour TSP	139	ug/m3
TMCLKL	HY/2012/08	2019-12-25	ASR6	Sunny	16:18	24-hour TSP	126	ug/m3
TMCLKL	HY/2012/08	2019-12-28	AQMS1	Sunny	13:53	1-hour TSP	179	ug/m3
TMCLKL	HY/2012/08	2019-12-28	AQMS1	Sunny	14:55	1-hour TSP	183	ug/m3
TMCLKL	HY/2012/08	2019-12-28	AQMS1	Sunny	15:57	1-hour TSP	146	ug/m3
TMCLKL	HY/2012/08	2019-12-28	ASR1	Sunny	13:41	1-hour TSP	249	ug/m3
TMCLKL	HY/2012/08	2019-12-28	ASR1	Sunny	14:43	1-hour TSP	204	ug/m3
TMCLKL	HY/2012/08	2019-12-28	ASR1	Sunny	15:45	1-hour TSP	133	ug/m3
TMCLKL	HY/2012/08	2019-12-28	ASR10	Sunny	13:06	1-hour TSP	136	ug/m3
TMCLKL	HY/2012/08	2019-12-28	ASR10	Sunny	14:08	1-hour TSP	133	ug/m3
TMCLKL	HY/2012/08	2019-12-28	ASR10	Sunny	15:10	1-hour TSP	89	ug/m3
TMCLKL	HY/2012/08	2019-12-28	ASR5	Sunny	13:29	1-hour TSP	275	ug/m3
TMCLKL	HY/2012/08	2019-12-28	ASR5	Sunny	14:31	1-hour TSP	278	ug/m3
TMCLKL	HY/2012/08	2019-12-28	ASR5	Sunny	15:33	1-hour TSP	207	ug/m3
TMCLKL	HY/2012/08	2019-12-28	ASR6	Sunny	13:17	1-hour TSP	176	ug/m3
TMCLKL	HY/2012/08	2019-12-28	ASR6	Sunny	14:19	1-hour TSP	171	ug/m3
TMCLKL	HY/2012/08	2019-12-28	ASR6	Sunny	15:21	1-hour TSP	107	ug/m3

Project	Contract	Date	Station	Weather	Start time	Parameters	Results	units
TMCLKL	HY/2012/08	2019-12-31	AQMS1	Sunny	13:47	1-hour TSP	120	ug/m3
TMCLKL	HY/2012/08	2019-12-31	AQMS1	Sunny	14:49	1-hour TSP	124	ug/m3
TMCLKL	HY/2012/08	2019-12-31	AQMS1	Sunny	15:51	1-hour TSP	168	ug/m3
TMCLKL	HY/2012/08	2019-12-31	ASR1	Sunny	13:35	1-hour TSP	125	ug/m3
TMCLKL	HY/2012/08	2019-12-31	ASR1	Sunny	14:37	1-hour TSP	189	ug/m3
TMCLKL	HY/2012/08	2019-12-31	ASR1	Sunny	15:39	1-hour TSP	140	ug/m3
TMCLKL	HY/2012/08	2019-12-31	ASR10	Sunny	13:00	1-hour TSP	79	ug/m3
TMCLKL	HY/2012/08	2019-12-31	ASR10	Sunny	14:02	1-hour TSP	67	ug/m3
TMCLKL	HY/2012/08	2019-12-31	ASR10	Sunny	15:04	1-hour TSP	88	ug/m3
TMCLKL	HY/2012/08	2019-12-31	ASR5	Sunny	13:24	1-hour TSP	266	ug/m3
TMCLKL	HY/2012/08	2019-12-31	ASR5	Sunny	14:26	1-hour TSP	157	ug/m3
TMCLKL	HY/2012/08	2019-12-31	ASR5	Sunny	15:28	1-hour TSP	216	ug/m3
TMCLKL	HY/2012/08	2019-12-31	ASR6	Sunny	13:13	1-hour TSP	94	ug/m3
TMCLKL	HY/2012/08	2019-12-31	ASR6	Sunny	14:15	1-hour TSP	103	ug/m3
TMCLKL	HY/2012/08	2019-12-31	ASR6	Sunny	15:17	1-hour TSP	115	ug/m3
TMCLKL	HY/2012/08	2019-12-01	AQMS1	Sunny	17:04	24-hour TSP	107	ug/m3
TMCLKL	HY/2012/08	2019-12-01	ASR1	Sunny	16:53	24-hour TSP	168	ug/m3
TMCLKL	HY/2012/08	2019-12-01	ASR10	Sunny	16:17	24-hour TSP	103	ug/m3
TMCLKL	HY/2012/08	2019-12-01	ASR5	Sunny	16:42	24-hour TSP	110	ug/m3
TMCLKL	HY/2012/08	2019-12-01	ASR6	Sunny	16:29	24-hour TSP	134	ug/m3
TMCLKL	HY/2012/08	2019-12-04	AQMS1	Sunny	11:55	24-hour TSP	97	ug/m3
TMCLKL	HY/2012/08	2019-12-04	ASR1	Sunny	11:43	24-hour TSP	164	ug/m3
TMCLKL	HY/2012/08	2019-12-04	ASR10	Sunny	11:08	24-hour TSP	84	ug/m3
TMCLKL	HY/2012/08	2019-12-04	ASR5	Sunny	11:31	24-hour TSP	190	ug/m3
TMCLKL	HY/2012/08	2019-12-04	ASR6	Sunny	11:19	24-hour TSP	118	ug/m3
TMCLKL	HY/2012/08	2019-12-07	AQMS1	Sunny	12:12	24-hour TSP	64	ug/m3
TMCLKL	HY/2012/08	2019-12-07	ASR1	Sunny	12:01	24-hour TSP	166	ug/m3
TMCLKL	HY/2012/08	2019-12-07	ASR10	Sunny	11:27	24-hour TSP	58	ug/m3
TMCLKL	HY/2012/08	2019-12-07	ASR5	Sunny	11:49	24-hour TSP	102	ug/m3
TMCLKL	HY/2012/08	2019-12-07	ASR6	Sunny	11:37	24-hour TSP	84	ug/m3

Project	Contract	Date	Station	Weather	Start time	Parameters	Results	units
TMCLKL	HY/2012/08	2019-12-10	AQMS1	Sunny	11:55	24-hour TSP	116	ug/m3
TMCLKL	HY/2012/08	2019-12-10	ASR1	Sunny	11:43	24-hour TSP	163	ug/m3
TMCLKL	HY/2012/08	2019-12-10	ASR10	Sunny	11:10	24-hour TSP	84	ug/m3
TMCLKL	HY/2012/08	2019-12-10	ASR5	Sunny	11:32	24-hour TSP	157	ug/m3
TMCLKL	HY/2012/08	2019-12-10	ASR6	Sunny	11:21	24-hour TSP	149	ug/m3
TMCLKL	HY/2012/08	2019-12-13	AQMS1	Sunny	12:09	24-hour TSP	65	ug/m3
TMCLKL	HY/2012/08	2019-12-13	ASR1	Sunny	11:58	24-hour TSP	136	ug/m3
TMCLKL	HY/2012/08	2019-12-13	ASR10	Sunny	11:26	24-hour TSP	61	ug/m3
TMCLKL	HY/2012/08	2019-12-13	ASR5	Sunny	11:47	24-hour TSP	112	ug/m3
TMCLKL	HY/2012/08	2019-12-13	ASR6	Sunny	11:36	24-hour TSP	82	ug/m3
TMCLKL	HY/2012/08	2019-12-16	AQMS1	Sunny	16:53	24-hour TSP	93	ug/m3
TMCLKL	HY/2012/08	2019-12-16	ASR1	Sunny	16:42	24-hour TSP	91	ug/m3
TMCLKL	HY/2012/08	2019-12-16	ASR10	Sunny	16:07	24-hour TSP	47	ug/m3
TMCLKL	HY/2012/08	2019-12-16	ASR5	Sunny	16:30	24-hour TSP	119	ug/m3
TMCLKL	HY/2012/08	2019-12-16	ASR6	Sunny	16:18	24-hour TSP	88	ug/m3
TMCLKL	HY/2012/08	2019-12-19	AQMS1	Sunny	11:55	24-hour TSP	100	ug/m3
TMCLKL	HY/2012/08	2019-12-19	ASR1	Sunny	11:43	24-hour TSP	146	ug/m3
TMCLKL	HY/2012/08	2019-12-19	ASR10	Sunny	11:10	24-hour TSP	90	ug/m3
TMCLKL	HY/2012/08	2019-12-19	ASR5	Sunny	11:32	24-hour TSP	135	ug/m3
TMCLKL	HY/2012/08	2019-12-19	ASR6	Sunny	11:20	24-hour TSP	109	ug/m3
TMCLKL	HY/2012/08	2019-12-22	AQMS1	Sunny	12:06	24-hour TSP	131	ug/m3
TMCLKL	HY/2012/08	2019-12-22	ASR1	Sunny	11:54	24-hour TSP	155	ug/m3
TMCLKL	HY/2012/08	2019-12-22	ASR10	Sunny	11:19	24-hour TSP	96	ug/m3
TMCLKL	HY/2012/08	2019-12-22	ASR5	Sunny	11:41	24-hour TSP	182	ug/m3
TMCLKL	HY/2012/08	2019-12-22	ASR6	Sunny	11:29	24-hour TSP	147	ug/m3
TMCLKL	HY/2012/08	2019-12-25	AQMS1	Sunny	16:53	24-hour TSP	85	ug/m3
TMCLKL	HY/2012/08	2019-12-25	ASR1	Sunny	16:41	24-hour TSP	152	ug/m3
TMCLKL	HY/2012/08	2019-12-25	ASR10	Sunny	16:06	24-hour TSP	82	ug/m3
TMCLKL	HY/2012/08	2019-12-25	ASR5	Sunny	16:30	24-hour TSP	139	ug/m3
TMCLKL	HY/2012/08	2019-12-25	ASR6	Sunny	16:18	24-hour TSP	126	ug/m3

Project	Contract	Date	Station	Weather	Start time	Parameters	Results	units
TMCLKL	HY/2012/08	2019-12-28	AQMS1	Sunny	16:59	24-hour TSP	92	ug/m3
TMCLKL	HY/2012/08	2019-12-28	ASR1	Sunny	16:47	24-hour TSP	88	ug/m3
TMCLKL	HY/2012/08	2019-12-28	ASR10	Sunny	16:12	24-hour TSP	83	ug/m3
TMCLKL	HY/2012/08	2019-12-28	ASR5	Sunny	16:35	24-hour TSP	125	ug/m3
TMCLKL	HY/2012/08	2019-12-28	ASR6	Sunny	16:23	24-hour TSP	116	ug/m3
TMCLKL	HY/2012/08	2019-12-31	AQMS1	Sunny	16:53	24-hour TSP	68	ug/m3
TMCLKL	HY/2012/08	2019-12-31	ASR1	Sunny	16:41	24-hour TSP	63	ug/m3
TMCLKL	HY/2012/08	2019-12-31	ASR10	Sunny	16:06	24-hour TSP	59	ug/m3
TMCLKL	HY/2012/08	2019-12-31	ASR5	Sunny	16:30	24-hour TSP	112	ug/m3
TMCLKL	HY/2012/08	2019-12-31	ASR6	Sunny	16:19	24-hour TSP	71	ug/m3