

Appendix E

Copies of
Calibration
Certificates for Air
Quality
Monitoring and
Water Quality
Monitoring

High-Volume TSP Sampler
5-Point Calibration Record

Location : ASR 5
 Calibrated by : K.T.Ho
 Date : 07/08/2020

Sampler

Model : TE-5170
 Serial Number : S/N 0816

Calibration Orifice and Standard Calibration Relationship

Serial Number : 2454
 Service Date : 18 February 2020
 Slope (m) : 2.07134
 Intercept (b) : -0.04091
 Correlation Coefficient(r) : 0.99999

Standard Condition

Pstd (hpa) : 1013
 Tstd (K) : 298.18

Calibration Condition

Pa (hpa) : 1008
 Ta(K) : 304

Resistance Plate	dH [green liquid] (inch water)	Z	X=Qstd (cubic meter/min)	IC (chart)	Y (corrected)
1 18 holes	12.2	3.450	1.685	55	54.32
2 13 holes	9.5	3.044	1.489	50	49.38
3 10 holes	7.1	2.632	1.290	43	42.47
4 7 holes	5.0	2.208	1.086	38	37.53
5 5 holes	2.6	1.593	0.789	30	29.63

Notes: $Z = \sqrt{dH(Pa/Pstd)(Tstd/Ta)}$, $X = Z/m - b$, $Y(\text{Corrected Flow}) = IC * \{\sqrt{Pa/Pstd}(Tstd/Ta)\}$

Sampler Calibration Relationship (Linear Regression)

Slope(m): 27.808 Intercept(b): 7.409 Correlation Coefficient(r): 0.9986

Checked by: Magnum Fan

Date: 11/08/2020

High-Volume TSP Sampler
5-Point Calibration Record

Location : ASR10
 Calibrated by : K.T.Ho
 Date : 07/08/2020

Sampler

Model : TE-5170
 Serial Number : S/N 8162

Calibration Orifice and Standard Calibration Relationship

Serial Number : 2454
 Service Date : 18 February 2020
 Slope (m) : 2.07134
 Intercept (b) : -0.04091
 Correlation Coefficient(r) : 0.99999

Standard Condition

Pstd (hpa) : 1013
 Tstd (K) : 298.18

Calibration Condition

Pa (hpa) : 1008
 Ta(K) : 304

Resistance Plate	dH [green liquid] (inch water)	Z	X=Qstd (cubic meter/min)	IC (chart)	Y (corrected)
1 18 holes	11.6	3.364	1.644	56	55.31
2 13 holes	9.0	2.963	1.450	50	49.38
3 10 holes	6.5	2.518	1.235	42	41.48
4 7 holes	4.2	2.024	0.997	35	34.57
5 5 holes	2.5	1.562	0.774	28	27.65

Notes: $Z = \sqrt{dH(Pa/Pstd)(Tstd/Ta)}$, $X = Z/m - b$, $Y(\text{Corrected Flow}) = IC * \{\sqrt{Pa/Pstd}(Tstd/Ta)\}$

Sampler Calibration Relationship (Linear Regression)

Slope(m): 31.949 Intercept(b): 2.701 Correlation Coefficient(r): 0.9994

Checked by: Magnum Fan

Date: 11/08/2020

High-Volume TSP Sampler
5-Point Calibration Record

Location : AQMS1
 Calibrated by : K.T.Ho
 Date : 07/08/2020

Sampler

Model : TE-5170
 Serial Number : S/N 1253

Calibration Orifice and Standard Calibration Relationship

Serial Number : 2454
 Service Date : 18 February 2020
 Slope (m) : 2.07134
 Intercept (b) : -0.04091
 Correlation Coefficient(r) : 0.99999

Standard Condition

Pstd (hpa) : 1013
 Tstd (K) : 298.18

Calibration Condition

Pa (hpa) : 1008
 Ta(K) : 304

Resistance Plate	dH [green liquid] (inch water)	Z	X=Qstd (cubic meter/min)	IC (chart)	Y (corrected)
1 18 holes	12.2	3.450	1.685	54	53.33
2 13 holes	9.1	2.979	1.458	48	47.41
3 10 holes	6.8	2.575	1.263	43	42.47
4 7 holes	4.6	2.118	1.042	37	36.54
5 5 holes	2.3	1.498	0.743	28	27.65

Notes: $Z = \sqrt{dH(Pa/Pstd)(Tstd/Ta)}$, $X = Z/m - b$, $Y(\text{Corrected Flow}) = IC * \{\sqrt{Pa/Pstd}(Tstd/Ta)\}$

Sampler Calibration Relationship (Linear Regression)

Slope(m): 27.121 Intercept(b): 7.896 Correlation Coefficient(r): 0.9994

Checked by: Magnum Fan

Date: 11/08/2020

High-Volume TSP Sampler
5-Point Calibration Record

Location : ASR 1
 Calibrated by : K.T.Ho
 Date : 07/08/2020

Sampler

Model : TE-5170
 Serial Number : S/N 0146

Calibration Orifice and Standard Calibration Relationship

Serial Number : 2454
 Service Date : 18 February 2020
 Slope (m) : 2.07134
 Intercept (b) : -0.04091
 Correlation Coefficient(r) : 0.99999

Standard Condition

Pstd (hpa) : 1013
 Tstd (K) : 298.18

Calibration Condition

Pa (hpa) : 1008
 Ta(K) : 304

Resistance Plate	dH [green liquid] (inch water)	Z	X=Qstd (cubic meter/min)	IC (chart)	Y (corrected)
1 18 holes	12.0	3.421	1.671	54	53.33
2 13 holes	9.2	2.996	1.466	49	48.39
3 10 holes	6.6	2.537	1.245	42	41.48
4 7 holes	4.2	2.024	0.997	36	35.55
5 5 holes	2.3	1.498	0.743	27	26.67

Notes: $Z = \sqrt{dH(Pa/Pstd)(Tstd/Ta)}$, $X = Z/m - b$, $Y(\text{Corrected Flow}) = IC * \{\sqrt{Pa/Pstd}(Tstd/Ta)\}$

Sampler Calibration Relationship (Linear Regression)

Slope(m): 28.492 Intercept(b): 6.200 Correlation Coefficient(r): 0.9979

Checked by: Magnum Fan

Date: 11/08/2020

High-Volume TSP Sampler
5-Point Calibration Record

Location : ASR 6
 Calibrated by : K.T.Ho
 Date : 07/08/2020

Sampler

Model : TE-5170
 Serial Number : S/N 3957

Calibration Orifice and Standard Calibration Relationship

Serial Number : 2454
 Service Date : 18 February 2020
 Slope (m) : 2.07134
 Intercept (b) : -0.04091
 Correlation Coefficient(r) : 0.99999

Standard Condition

Pstd (hpa) : 1013
 Tstd (K) : 298.18

Calibration Condition

Pa (hpa) : 1008
 Ta(K) : 304

Resistance Plate	dH [green liquid] (inch water)	Z	X=Qstd (cubic meter/min)	IC (chart)	Y (corrected)
1 18 holes	12.2	3.450	1.685	56	55.31
2 13 holes	9.4	3.028	1.482	50	49.38
3 10 holes	6.8	2.575	1.263	44	43.46
4 7 holes	4.6	2.118	1.042	38	37.53
5 5 holes	2.3	1.498	0.743	30	29.63

Notes: $Z = \sqrt{dH(Pa/Pstd)(Tstd/Ta)}$, $X = Z/m - b$, $Y(\text{Corrected Flow}) = IC * \{\sqrt{Pa/Pstd}(Tstd/Ta)\}$

Sampler Calibration Relationship (Linear Regression)

Slope(m): 27.168 Intercept(b): 9.290 Correlation Coefficient(r): 0.9999

Checked by: Magnum Fan

Date: 11/08/2020

High-Volume TSP Sampler
5-Point Calibration Record

Location : ASR 5
 Calibrated by : K.T.Ho
 Date : 07/10/2020

Sampler

Model : TE-5170
 Serial Number : S/N 0816

Calibration Orifice and Standard Calibration Relationship

Serial Number : 2454
 Service Date : 18 February 2020
 Slope (m) : 2.07134
 Intercept (b) : -0.04091
 Correlation Coefficient(r) : 0.99999

Standard Condition

Pstd (hpa) : 1013
 Tstd (K) : 298.18

Calibration Condition

Pa (hpa) : 1006
 Ta(K) : 302

Resistance Plate	dH [green liquid] (inch water)	Z	X=Qstd (cubic meter/min)	IC (chart)	Y (corrected)
1 18 holes	12.2	3.458	1.689	55	54.45
2 13 holes	9.5	3.051	1.493	50	49.50
3 10 holes	7.0	2.619	1.284	46	45.54
4 7 holes	4.8	2.169	1.067	38	37.62
5 5 holes	2.6	1.596	0.790	30	29.70

Notes: $Z = \sqrt{dH(Pa/Pstd)(Tstd/Ta)}$, $X = Z/m - b$, $Y(\text{Corrected Flow}) = IC * \{\sqrt{Pa/Pstd}(Tstd/Ta)\}$

Sampler Calibration Relationship (Linear Regression)

Slope(m): 27.714 Intercept(b): 8.311 Correlation Coefficient(r): 0.9954

Checked by: Magnum Fan

Date: 11/10/2020

High-Volume TSP Sampler
5-Point Calibration Record

Location : ASR10
 Calibrated by : K.T.Ho
 Date : 07/10/2020

Sampler

Model : TE-5170
 Serial Number : S/N 8162

Calibration Orifice and Standard Calibration Relationship

Serial Number : 2454
 Service Date : 18 February 2020
 Slope (m) : 2.07134
 Intercept (b) : -0.04091
 Correlation Coefficient(r) : 0.99999

Standard Condition

Pstd (hpa) : 1013
 Tstd (K) : 298.18

Calibration Condition

Pa (hpa) : 1006
 Ta(K) : 302

Resistance Plate	dH [green liquid] (inch water)	Z	X=Qstd (cubic meter/min)	IC (chart)	Y (corrected)
1 18 holes	11.2	3.313	1.619	54	53.46
2 13 holes	9.0	2.970	1.453	50	49.50
3 10 holes	6.5	2.524	1.238	45	44.55
4 7 holes	4.2	2.029	0.999	37	36.63
5 5 holes	2.4	1.534	0.760	28	27.72

Notes: $Z = \sqrt{dH(Pa/Pstd)(Tstd/Ta)}$, $X = Z/m - b$, $Y(\text{Corrected Flow}) = IC * \{\sqrt{Pa/Pstd}(Tstd/Ta)\}$

Sampler Calibration Relationship (Linear Regression)

Slope(m): 29.805

Intercept(b): 6.184

Correlation Coefficient(r): 0.9943

Checked by: Magnum Fan

Date: 11/10/2020

High-Volume TSP Sampler
5-Point Calibration Record

Location : AQMS1
 Calibrated by : K.T.Ho
 Date : 07/10/2020

Sampler

Model : TE-5170
 Serial Number : S/N 1253

Calibration Orifice and Standard Calibration Relationship

Serial Number : 2454
 Service Date : 18 February 2020
 Slope (m) : 2.07134
 Intercept (b) : -0.04091
 Correlation Coefficient(r) : 0.99999

Standard Condition

Pstd (hpa) : 1013
 Tstd (K) : 298.18

Calibration Condition

Pa (hpa) : 1006
 Ta(K) : 302

Resistance Plate	dH [green liquid] (inch water)	Z	X=Qstd (cubic meter/min)	IC (chart)	Y (corrected)
1 18 holes	12.0	3.429	1.675	54	53.46
2 13 holes	9.2	3.003	1.469	48	47.52
3 10 holes	6.8	2.581	1.266	43	42.57
4 7 holes	4.6	2.123	1.045	37	36.63
5 5 holes	2.2	1.468	0.729	28	27.72

Notes: $Z = \sqrt{dH(Pa/Pstd)(Tstd/Ta)}$, $X = Z/m - b$, $Y(\text{Corrected Flow}) = IC * \sqrt{Pa/Pstd}(Tstd/Ta)$

Sampler Calibration Relationship (Linear Regression)

Slope(m): 26.943

Intercept(b): 8.253

Correlation Coefficient(r): 0.9997

Checked by: Magnum Fan

Date: 11/10/2020

High-Volume TSP Sampler
5-Point Calibration Record

Location : ASR 1
 Calibrated by : K.T.Ho
 Date : 07/10/2020

Sampler

Model : TE-5170
 Serial Number : S/N 0146

Calibration Orifice and Standard Calibration Relationship

Serial Number : 2454
 Service Date : 18 February 2020
 Slope (m) : 2.07134
 Intercept (b) : -0.04091
 Correlation Coefficient(r) : 0.99999

Standard Condition

Pstd (hpa) : 1013
 Tstd (K) : 298.18

Calibration Condition

Pa (hpa) : 1006
 Ta(K) : 302

Resistance Plate	dH [green liquid] (inch water)	Z	X=Qstd (cubic meter/min)	IC (chart)	Y (corrected)
1 18 holes	11.8	3.400	1.661	54	53.46
2 13 holes	9.2	3.003	1.469	49	48.51
3 10 holes	6.6	2.543	1.248	44	43.56
4 7 holes	4.2	2.029	0.999	37	36.63
5 5 holes	2.3	1.501	0.745	29	28.71

Notes: $Z = \sqrt{dH(Pa/Pstd)(Tstd/Ta)}$, $X = Z/m - b$, $Y(\text{Corrected Flow}) = IC * \sqrt{Pa/Pstd}(Tstd/Ta)$

Sampler Calibration Relationship (Linear Regression)

Slope(m): 26.712 Intercept(b): 9.464 Correlation Coefficient(r): 0.9982

Checked by: Magnum Fan

Date: 11/10/2020

High-Volume TSP Sampler
5-Point Calibration Record

Location : ASR 6
 Calibrated by : K.T.Ho
 Date : 07/10/2020

Sampler

Model : TE-5170
 Serial Number : S/N 3957

Calibration Orifice and Standard Calibration Relationship

Serial Number : 2454
 Service Date : 18 February 2020
 Slope (m) : 2.07134
 Intercept (b) : -0.04091
 Correlation Coefficient(r) : 0.99999

Standard Condition

Pstd (hpa) : 1013
 Tstd (K) : 298.18

Calibration Condition

Pa (hpa) : 1006
 Ta(K) : 302

Resistance Plate	dH [green liquid] (inch water)	Z	X=Qstd (cubic meter/min)	IC (chart)	Y (corrected)
1 18 holes	12.2	3.458	1.689	55	54.45
2 13 holes	9.4	3.035	1.485	50	49.50
3 10 holes	6.8	2.581	1.266	45	44.55
4 7 holes	4.6	2.123	1.045	38	37.62
5 5 holes	2.4	1.534	0.760	30	29.70

Notes: $Z = \sqrt{dH(Pa/Pstd)(Tstd/Ta)}$, $X = Z/m - b$, $Y(\text{Corrected Flow}) = IC * \{\sqrt{Pa/Pstd}(Tstd/Ta)\}$

Sampler Calibration Relationship (Linear Regression)

Slope(m): 26.773 Intercept(b): 9.721 Correlation Coefficient(r): 0.9984

Checked by: Magnum Fan

Date: 11/10/2020

Certificate of Calibration

Calibration Certification Information			
Cal. Date: February 18, 2020	Rootsmeter S/N: 438320	Ta: 294	°K
Operator: Jim Tisch		Pa: 753.1	mm Hg
Calibration Model #: TE-5025A	Calibrator S/N: 2454		


Run	Vol. Init (m3)	Vol. Final (m3)	ΔVol. (m3)	ΔTime (min)	ΔP (mm Hg)	ΔH (in H2O)
1	1	2	1	1.4190	3.2	2.00
2	3	4	1	1.0100	6.4	4.00
3	5	6	1	0.9020	7.9	5.00
4	7	8	1	0.8600	8.8	5.50
5	9	10	1	0.7110	12.7	8.00

Data Tabulation					
Vstd (m3)	Qstd (x-axis)	$\sqrt{\Delta H \left(\frac{Pa}{Pstd} \right) \left(\frac{Tstd}{Ta} \right)}$ (y-axis)	Va	Qa (x-axis)	$\sqrt{\Delta H \left(\frac{Ta}{Pa} \right)}$ (y-axis)
1.0001	0.7048	1.4173	0.9958	0.7017	0.8836
0.9959	0.9860	2.0044	0.9915	0.9817	1.2496
0.9939	1.1019	2.2410	0.9895	1.0970	1.3971
0.9927	1.1543	2.3504	0.9883	1.1492	1.4653
0.9875	1.3889	2.8347	0.9831	1.3828	1.7672
QSTD	m=	2.07134	QA	m=	1.29704
	b=	-0.04091		b=	-0.02551
	r=	0.99999		r=	0.99999

Calculations			
Vstd=	$\Delta Vol \left(\frac{Pa - \Delta P}{Pstd} \right) \left(\frac{Tstd}{Ta} \right)$	Va=	$\Delta Vol \left(\frac{Pa - \Delta P}{Pa} \right)$
Qstd=	Vstd/ΔTime	Qa=	Va/ΔTime
For subsequent flow rate calculations:			
Qstd= $1/m \left(\left(\sqrt{\Delta H \left(\frac{Pa}{Pstd} \right) \left(\frac{Tstd}{Ta} \right)} \right) - b \right)$		Qa= $1/m \left(\left(\sqrt{\Delta H \left(\frac{Ta}{Pa} \right)} \right) - b \right)$	

Standard Conditions	
Tstd:	298.15 °K
Pstd:	760 mm Hg
Key	
ΔH:	calibrator manometer reading (in H2O)
ΔP:	rootsmeter manometer reading (mm Hg)
Ta:	actual absolute temperature (°K)
Pa:	actual barometric pressure (mm Hg)
b:	intercept
m:	slope

RECALIBRATION
US EPA recommends annual recalibration per 1998 40 Code of Federal Regulations Part 50 to 51, Appendix B to Part 50, Reference Method for the Determination of Suspended Particulate Matter in the Atmosphere, 9.2.17, page 30



Certificate of Calibration 校正證書

Certificate No. : C203177
證書編號

ITEM TESTED / 送檢項目 (Job No. / 序引編號 : IC20-1161)

Date of Receipt / 收件日期 : 1 June 2020

Description / 儀器名稱 : Anemometer
Manufacturer / 製造商 : Lutron
Model No. / 型號 : AM-4201
Serial No. / 編號 : AF.27513
Supplied By / 委託者 : Envirotech Services Co.
Room 113, 1/F, My Loft, 9 Hoi Wing Road, Tuen Mun,
New Territories, Hong Kong

TEST CONDITIONS / 測試條件

Temperature / 溫度 : $(23 \pm 2)^{\circ}\text{C}$

Relative Humidity / 相對濕度 : $(50 \pm 25)\%$

Line Voltage / 電壓 : ---

TEST SPECIFICATIONS / 測試規範

Calibration check

DATE OF TEST / 測試日期 : 9 June 2020

TEST RESULTS / 測試結果

The results apply to the particular unit-under-test only.
The results are detailed in the subsequent page(s).

The test equipment used for calibration are traceable to National Standards via :
- Testo Industrial Services GmbH, Germany

Tested By :
測試

T F Lee
Assistant Engineer

Certified By :
核證

H C Chan
Engineer

Date of Issue : 11 June 2020
簽發日期

The test equipment used for calibration is traceable to the National Standards as specified in this certificate. This certificate shall not be reproduced except in full, without the prior written approval of this laboratory.

本證書所載校正用之測試器材均可溯源至國際標準。局部複印本證書需先獲本實驗室書面批准。

Certificate of Calibration

校正證書

Certificate No. : C203177

證書編號

- The unit-under-test (UUT) was allowed to stabilize in the laboratory for over 12 hours before the commencement of the test.
- The results presented are the mean of 10 measurements at each calibration point.
- Test equipment :

<u>Equipment ID</u>	<u>Description</u>	<u>Certificate No.</u>
CL386	Multi-function Measuring Instrument	S16494

- Test procedure : MA130N.

- Results :

Air Velocity

Applied Value (m/s)	UUT Reading (m/s)	Measured Correction		
		Value (m/s)	Measurement Uncertainty	
			Expanded Uncertainty (m/s)	Coverage Factor
2.0	1.8	+0.2	0.2	2.0
4.0	3.8	+0.2	0.3	2.0
6.1	5.9	+0.2	0.3	2.0
8.1	8.0	+0.1	0.3	2.0
10.0	10.1	-0.1	0.4	2.0

Remarks : - The Measured Corrections are defined as :
Value = Applied Value - UUT Reading

- The expanded uncertainties are for a level of confidence of 95 %.

Note :

Only the original copy or the laboratory's certified true copy is valid.

The values given in this Certificate only relate to the values measured at the time of the test and any uncertainties quoted will not include allowance for the equipment long term drift, variations with environment changes, vibration and shock during transportation, overloading, mis-handling, or the capability of any other laboratory to repeat the measurement. Sun Creation Engineering Limited shall not be liable for any loss or damage resulting from the use of the equipment.

The test equipment used for calibration is traceable to the National Standards as specified in this certificate. This certificate shall not be reproduced except in full, without the prior written approval of this laboratory.

本證書所載校正用之測試器材均可溯源至國際標準。局部複印本證書需先獲本實驗室書面批准。

ENVIROTECH SERVICES CO.

Calibration Report of Wind Meter

Date of Calibration : 29 June 2020

Brand of Test Meter: Davis

Model: Vantage Pro 2 (s/n: AS160104014)

Location : Roof of Tuen Mun Firestation

Procedures :

- 1. Wind Still Test: The wind speed sensor was hold by hand until it keep still
- 2.Wind Speed Test: The wind meter was on-site calibrated against the Anemometer
- 3.Wind Direction Test : The wind meter was on-site calibrated against the marine compass at four directions

Results:

Wind Still Test

Wind Speed (m/s)
0.00

Wind Speed Test

Davis (m/s)	Anemometer (m/s)
4.4	4.8
3.2	2.9
1.8	1.9

Wind Direction Test

Davis (o)	Marine Compass (o)
270	270
0	0
91	90
181	180

Calibrated by: *Ho*
Yeung Ping Fai
(Technical Officer)

Checked by : *Fat*
Ho Kam Fat
(Senior Technical Officer)



專業化驗有限公司
QUALITY PRO TEST-CONSULT LIMITED

Unit 10, 14/F, Wah Wai Centre, 38-40 Au Pui Wan St., Fotan, Hong Kong
Email: info@qualityprotest.com; Website: www.qualityprotest.com
Tel: (852) 3956 8717; Fax: (852) 3956 3928

REPORT OF EQUIPMENT PERFORMANCE CHECK/ CALIBRATION

Report No. : AJ090025
Date of Issue : 07 September 2020
Page No. : 1 of 2

PART A – CUSTOMER INFORMATION

Enovative Environmental Service Ltd.
Flat 2207, Yu Fun House,
Yu Chui Court, Shatin
New Territories, Hong Kong
Attn: Mr. Thomas WONG

PART B – DESCRIPTION

Name of Equipment : YSI ProDSS (Multi-Parameters)
Manufacturer : YSI (a xylem brand)
Serial Number : 16H104233
Date of Received : Sep 07, 2020
Date of Calibration : Sep 07, 2020
Date of Next Calibration^(a) : Dec 06, 2020

PART C – REFERENCE METHODS/ DOCUMENTS FOR THE CALIBRATION

Parameter	Reference Method
pH at 25°C	APHA 21e 4500-H ⁺ B
Dissolved Oxygen	APHA 21e 4500-O G
Conductivity at 25°C	APHA 21e 2510 B
Salinity	APHA 21e 2520 B
Turbidity	APHA 21e 2130 B
Temperature	Section 6 of international Accreditation New Zealand Technical Guide no. 3 Second edition March 2008: Working Thermometer Calibration Procedure.

PART D – CALIBRATION RESULTS^(b,c)

(1) pH at 25°C

Target (pH unit)	Displayed Reading ^(d) (pH Unit)	Tolerance ^(e) (pH Unit)	Results
4.00	4.07	0.07	Satisfactory
7.42	7.45	0.03	Satisfactory
10.01	10.09	0.08	Satisfactory

Tolerance of pH should be less than ±0.20 (pH unit)

(2) Temperature


Reading of Ref. thermometer (°C)	Displayed Reading (°C)	Tolerance (°C)	Results
10	10.02	0.02	Satisfactory
25	25.08	0.08	Satisfactory
40	39.90	-0.10	Satisfactory

Tolerance limit of temperature should be less than ±2.0 (°C)

~ CONTINUED ON NEXT PAGE ~

Remark(s): -

- ^(a) The "Date of Next Calibration" is recommended according to best practice principals as practiced by QPT or quoted from relevant international standards.
^(b) The results relate only to the calibrated equipment as received
^(c) The performance of the equipment stated in this report is checked with independent reference material and results compared against a calibrated secondary source.
^(d) "Displayed Reading" denotes the figure shown on item under calibration/ checking regardless of equipment precision or significant figures.
^(e) The "Tolerance Limit" mentioned is referenced to YSI product specifications.


LEE Chun-ning, Desmond
Senior Chemist



專業化驗有限公司
QUALITY PRO TEST-CONSULT LIMITED

Unit 10, 14/F, Wah Wai Centre, 38-40 Au Pui Wan St., Fotan, Hong Kong
Email: info@qualityprotest.com; Website: www.qualityprotest.com
Tel: (852) 3956 8717; Fax: (852) 3956 3928

REPORT OF EQUIPMENT PERFORMANCE CHECK/ CALIBRATION

Report No. : AJ090025
Date of Issue : 07 September 2020
Page No. : 2 of 2

PART D – CALIBRATION RESULTS (Cont'd)

(3) Dissolved Oxygen

Expected Reading (mg/L)	Displayed Reading (mg/L)	Tolerance (mg/L)	Results
0.10	0.31	0.21	Satisfactory
1.21	1.13	-0.08	Satisfactory
3.30	3.11	-0.19	Satisfactory
6.81	7.06	0.25	Satisfactory

Tolerance limit of dissolved oxygen should be less than ± 0.50 (mg/L)

(4) Conductivity at 25°C

Conc. of KCl (M)	Expected Reading ($\mu\text{S}/\text{cm}$)	Displayed Reading ($\mu\text{S}/\text{cm}$)	Tolerance (%)	Results
0.001	146.9	147.6	0.48	Satisfactory
0.01	1412	1462	3.54	Satisfactory
0.1	12890	12753	-1.06	Satisfactory
0.5	58670	59448	1.33	Satisfactory
1.0	111900	110661	-1.11	Satisfactory

Tolerance limit of conductivity should be less than ± 10.0 (%)

(5) Salinity

Expected Reading (g/L)	Displayed Reading (g/L)	Tolerance (%)	Results
10	9.92	-0.80	Satisfactory
20	19.88	-0.60	Satisfactory
30	29.79	-0.70	Satisfactory

Tolerance limit of salinity should be less than ± 10.0 (%)

(6) Turbidity

Expected Reading (NTU)	Displayed Reading ^(f) (NTU)	Tolerance ^(g) (%)	Results
0	0.09	--	Satisfactory
10	9.92	-0.8	Satisfactory
20	19.89	-0.5	Satisfactory
100	98.46	-1.5	Satisfactory
800	795.37	-0.6	Satisfactory

Tolerance limit of turbidity should be less than ± 10.0 (%)

~ END OF REPORT ~

Remark(s): -

^(f) "Displayed Reading" presents the figures shown on item under calibration/ checking regardless of equipment precision or significant figures.

^(g) The "Tolerance Limit" mentioned is the acceptance criteria applicable for similar equipment used by Quality Pro Test-Consult Ltd. or quoted from relevant international standards.



專業化驗有限公司
QUALITY PRO TEST-CONSULT LIMITED

Unit 10, 14/F, Wah Wai Centre, 38-40 Au Pui Wan St., Fotan, Hong Kong
Email: info@qualityprotest.com; Website: www.qualityprotest.com
Tel: (852) 3956 8717; Fax: (852) 3956 3928

REPORT OF EQUIPMENT PERFORMANCE CHECK/ CALIBRATION

Report No. : AJ090026
Date of Issue : 07 September 2020
Page No. : 1 of 2

PART A – CUSTOMER INFORMATION

Enovative Environmental Service Ltd.
Flat 2207, Yu Fun House,
Yu Chui Court, Shatin
New Territories, Hong Kong
Attn: Mr. Thomas WONG

PART B – DESCRIPTION

Name of Equipment : YSI 6920V2 (Multi-Parameters)
Manufacturer : YSI (a xylem brand)
Serial Number : 00019CB2
Date of Received : Sep 07, 2020
Date of Calibration : Sep 07, 2020
Date of Next Calibration^(a) : Dec 06, 2020

PART C – REFERENCE METHODS/ DOCUMENTS FOR THE CALIBRATION

Parameter	Reference Method
pH at 25°C	APHA 21e 4500-H ⁺ B
Dissolved Oxygen	APHA 21e 4500-O G
Conductivity at 25°C	APHA 21e 2510 B
Salinity	APHA 21e 2520 B
Turbidity	APHA 21e 2130 B
Temperature	Section 6 of international Accreditation New Zealand Technical Guide no. 3 Second edition March 2008: Working Thermometer Calibration Procedure.

PART D – CALIBRATION RESULTS^(b,c)

(1) pH at 25°C

Target (pH unit)	Displayed Reading ^(d) (pH Unit)	Tolerance ^(e) (pH Unit)	Results
4.00	4.01	0.01	Satisfactory
7.42	7.45	0.03	Satisfactory
10.01	10.02	0.01	Satisfactory

Tolerance of pH should be less than ± 0.20 (pH unit)

(2) Temperature


Reading of Ref. thermometer (°C)	Displayed Reading (°C)	Tolerance (°C)	Results
10	10.08	0.08	Satisfactory
28	25.11	0.11	Satisfactory
48	39.98	-0.02	Satisfactory

Tolerance limit of temperature should be less than ± 2.0 (°C)

~ CONTINUED ON NEXT PAGE ~

Remark(s): -

- ^(a) The "Date of Next Calibration" is recommended according to best practice principals as practiced by QPT or quoted from relevant international standards.
^(b) The results relate only to the calibrated equipment as received
^(c) The performance of the equipment stated in this report is checked with independent reference material and results compared against a calibrated secondary source.
^(d) "Displayed Reading" denotes the figure shown on item under calibration/ checking regardless of equipment precision or significant figures.
^(e) The "Tolerance Limit" mentioned is referenced to YSI product specifications.


LEE Chun-ning, Desmond
Senior Chemist



專業化驗有限公司
QUALITY PRO TEST-CONSULT LIMITED

Unit 10, 14/F, Wah Wai Centre, 38-40 Au Pui Wan St., Fotan, Hong Kong
Email: info@qualityprotest.com; Website: www.qualityprotest.com
Tel: (852) 3956 8717; Fax: (852) 3956 3928

REPORT OF EQUIPMENT PERFORMANCE CHECK/ CALIBRATION

Report No. : AJ090026
Date of Issue : 07 September 2020
Page No. : 2 of 2

PART D – CALIBRATION RESULTS (Cont'd)

(3) Dissolved Oxygen

Expected Reading (mg/L)	Displayed Reading (mg/L)	Tolerance (mg/L)	Results
0.10	0.33	0.23	Satisfactory
1.21	1.08	-0.13	Satisfactory
3.30	3.13	-0.17	Satisfactory
6.81	7.12	0.31	Satisfactory

Tolerance limit of dissolved oxygen should be less than ± 0.50 (mg/L)

(4) Conductivity at 25°C

Conc. of KCl (M)	Expected Reading ($\mu\text{S/cm}$)	Displayed Reading ($\mu\text{S/cm}$)	Tolerance (%)	Results
0.001	146.9	147.7	0.54	Satisfactory
0.01	1412	1482	4.96	Satisfactory
0.1	12890	12791	-0.77	Satisfactory
0.5	58670	59432	1.30	Satisfactory
1.0	111900	110533	-1.22	Satisfactory

Tolerance limit of conductivity should be less than ± 10.0 (%)

(5) Salinity

Expected Reading (g/L)	Displayed Reading (g/L)	Tolerance (%)	Results
10	9.96	-0.40	Satisfactory
20	19.88	-0.60	Satisfactory
30	29.82	-0.60	Satisfactory

Tolerance limit of salinity should be less than ± 10.0 (%)

(6) Turbidity

Expected Reading (NTU)	Displayed Reading ^(f) (NTU)	Tolerance ^(g) (%)	Results
0	0.1	--	Satisfactory
10	9.9	-1.0	Satisfactory
20	20.1	0.5	Satisfactory
100	99.2	-0.8	Satisfactory
800	796.6	-0.4	Satisfactory

Tolerance limit of turbidity should be less than ± 10.0 (%)

~ END OF REPORT ~

Remark(s): -

^(f) "Displayed Reading" presents the figures shown on item under calibration/ checking regardless of equipment precision or significant figures.

^(g) The "Tolerance Limit" mentioned is the acceptance criteria applicable for similar equipment used by Quality Pro Test-Consult Ltd. or quoted from relevant international standards.