

Figure F.1 Impact Monitoring - 1-hour Total Suspended Particulates ( $\mu\text{g}/\text{m}^3$ ) at AQMS1 between 1 February 2016 and 31 May 2016 during impact monitoring period. The weather conditions during the monitoring period varied from sunny to cloudy. Major land-based construction activities included: CSM Ground Treatment and Diaphragm Wall Construction (1/4/2016 - 31/5/2016) and Box Culvert Extension (1/2/2016 - 31/5/2016). Ref: 0212330\_Impact AQM graphs\_ May 2016\_REV a.xlsx



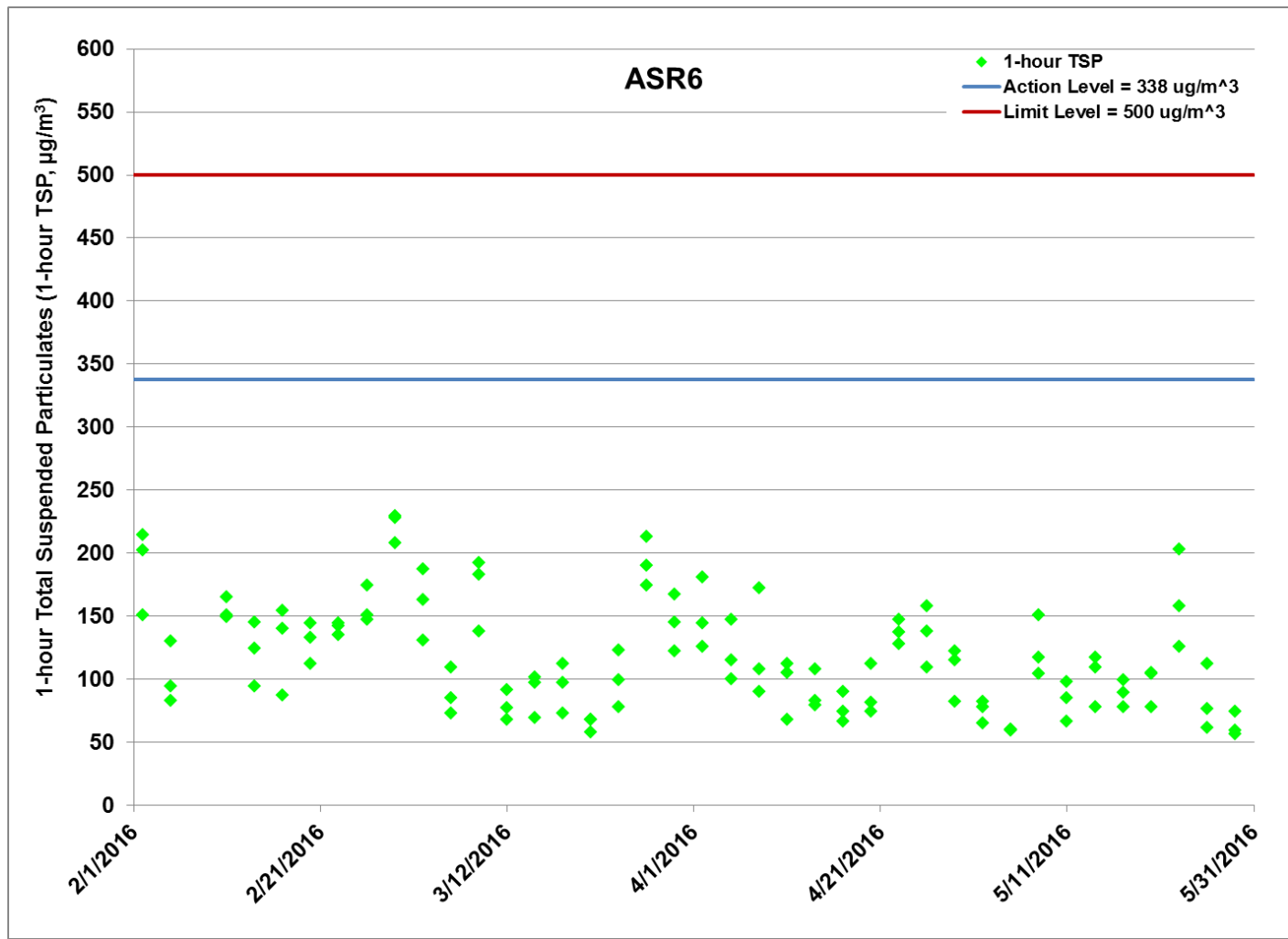


Figure F.2 Impact Monitoring - 1-hour Total Suspended Particulates ( $\mu\text{g}/\text{m}^3$ ) at ASR6 between 1 February 2016 and 31 May 2016 during impact monitoring period. The weather conditions during the monitoring period varied from sunny to cloudy. Major land-based construction activities included: CSM Ground Treatment and Diaphragm Wall Construction (1/4/2016 - 31/5/2016) and Box Culvert Extension (1/2/2016 - 31/5/2016). Ref: 0212330\_Impact AQM graphs\_ May 2016\_REV a.xlsx



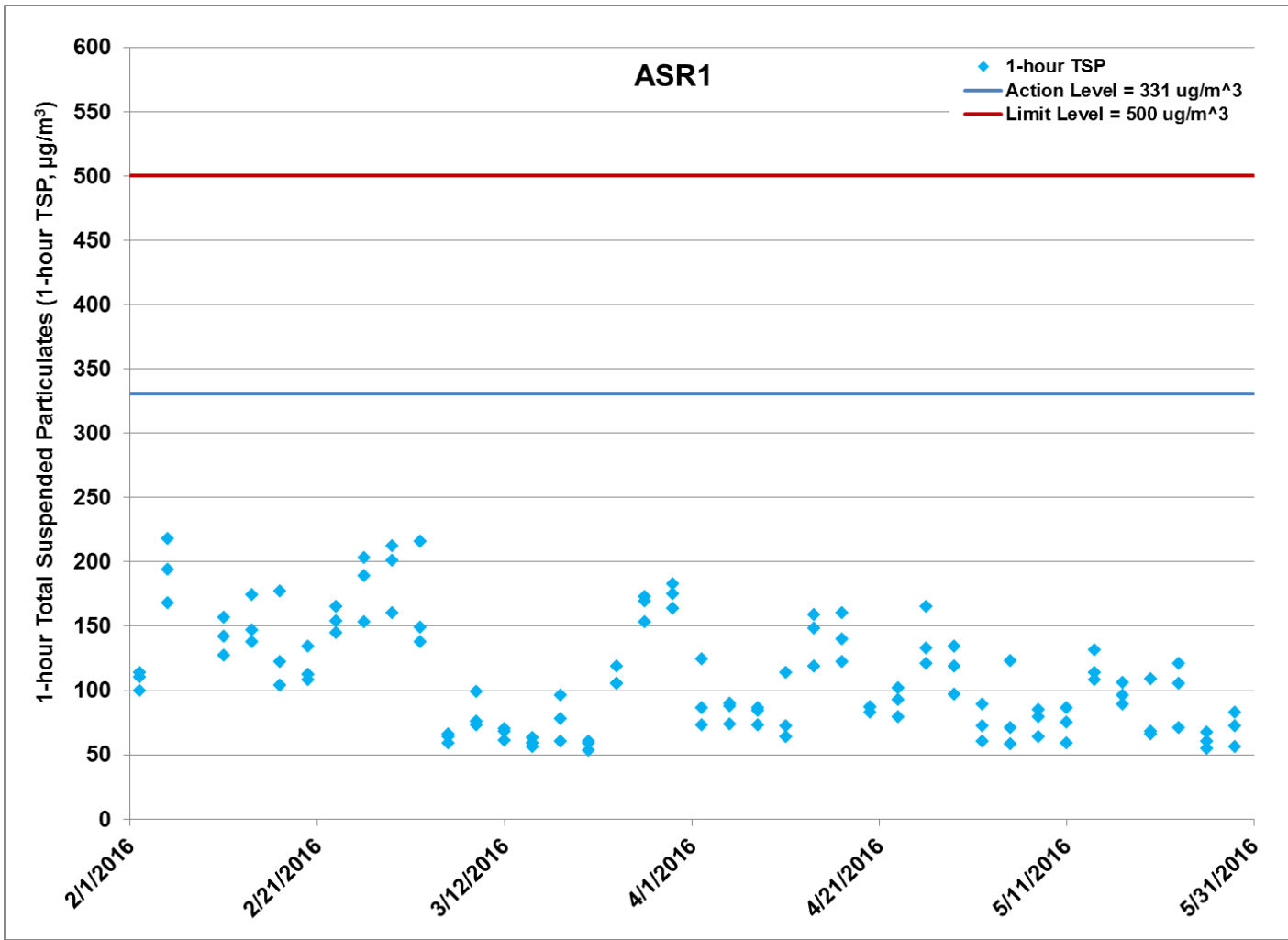


Figure F.3 Impact Monitoring - 1-hour Total Suspended Particulates ( $\mu\text{g}/\text{m}^3$ ) at ASR1 between 1 February 2016 and 31 May 2016 during impact monitoring period. The weather conditions during the monitoring period varied from sunny to cloudy. Major land-based construction activities included: CSM Ground Treatment and Diaphragm Wall Construction (1/4/2016 - 31/5/2016) and Box Culvert Extension (1/2/2016 - 31/5/2016). Ref: 0212330\_Impact AQM graphs\_ May 2016\_REV a.xlsx



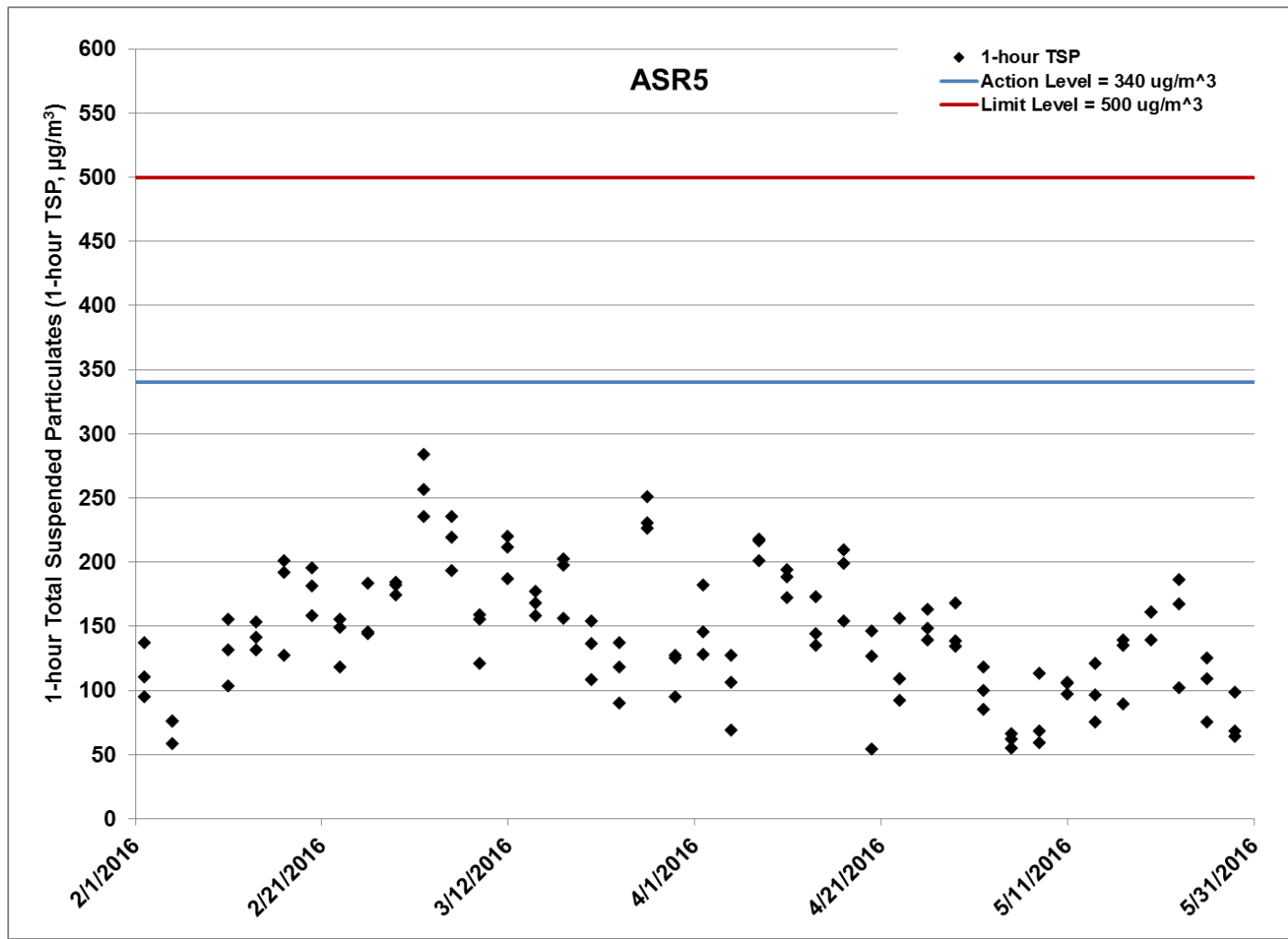


Figure F.4 Impact Monitoring - 1-hour Total Suspended Particulates ( $\mu\text{g}/\text{m}^3$ ) at ASR5 between 1 February 2016 and 31 May 2016 during impact monitoring period. The weather conditions during the monitoring period varied from sunny to cloudy. Major land-based construction activities included: CSM Ground Treatment and Diaphragm Wall Construction (1/4/2016 - 31/5/2016) and Box Culvert Extension (1/2/2016 - 31/5/2016). Ref: 0212330\_Impact AQM graphs\_ May 2016\_REV a.xlsx



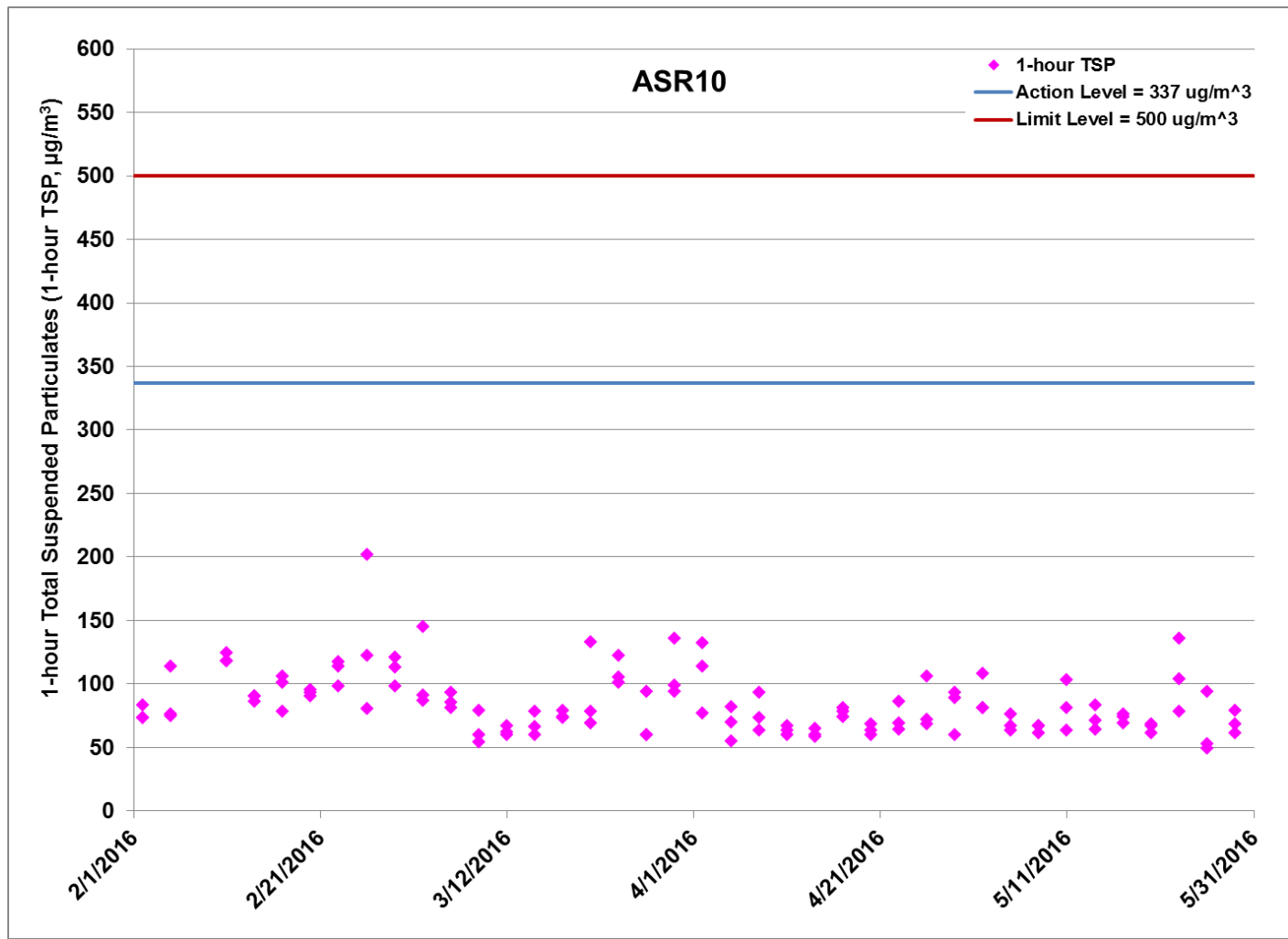


Figure F.5 Impact Monitoring - 1-hour Total Suspended Particulates ( $\mu\text{g}/\text{m}^3$ ) at ASR10 between 1 February 2016 and 31 May 2016 during impact monitoring period. The weather conditions during the monitoring period varied from sunny to cloudy. Major land-based construction activities included: CSM Ground Treatment and Diaphragm Wall Construction (1/4/2016 - 31/5/2016) and Box Culvert Extension (1/2/2016 - 31/5/2016). Ref: 0212330\_Impact AQM graphs\_ May 2016\_REV a.xlsx



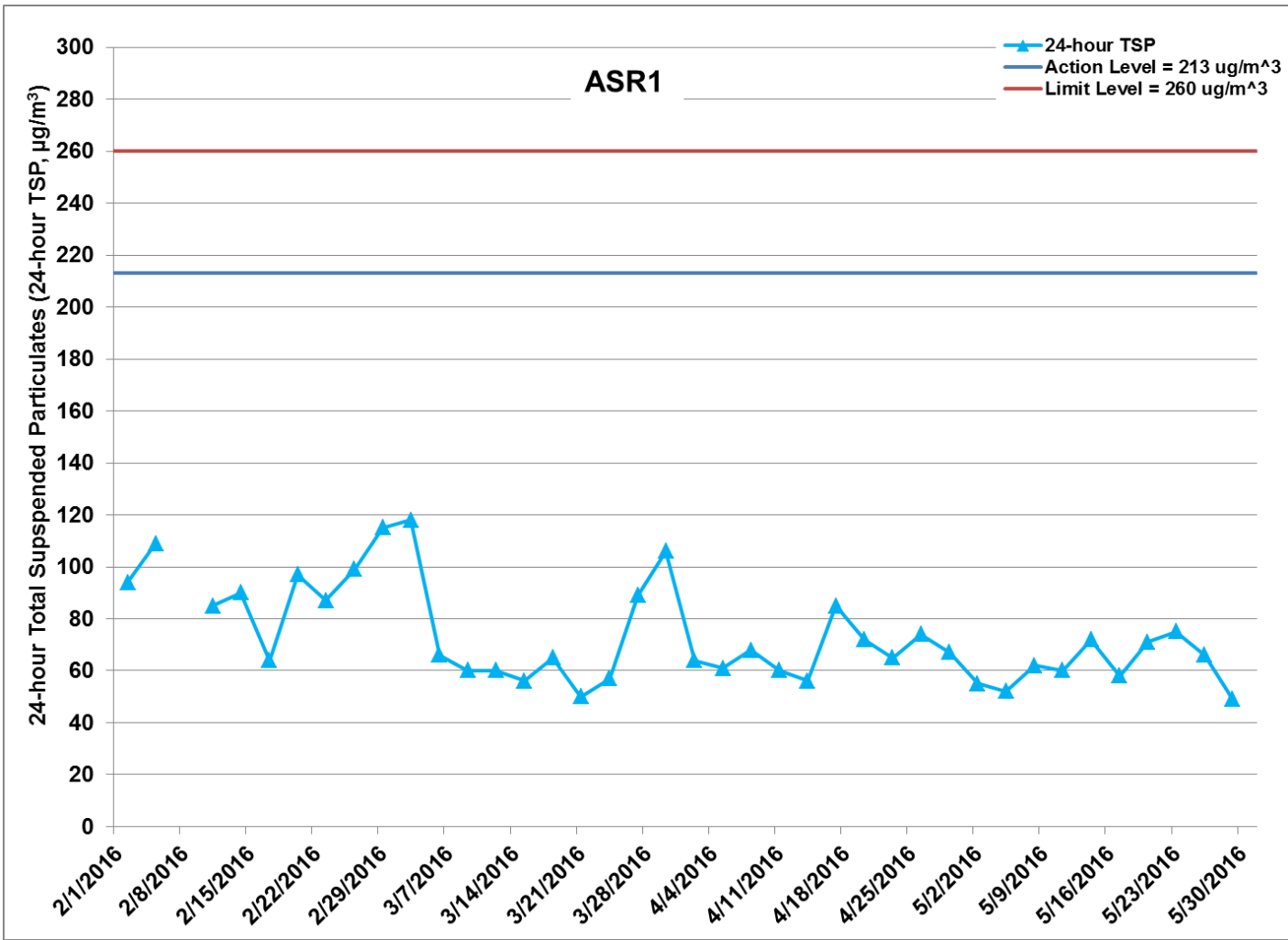


Figure F.6 Impact Monitoring - 24-hour Total Suspended Particulates ( $\mu\text{g}/\text{m}^3$ ) at ASR1 between 1 February 2016 and 31 May 2016 during impact monitoring period. The weather conditions during the monitoring period varied from sunny to cloudy. Major land-based construction activities included: CSM Ground Treatment and Diaphragm Wall Construction (1/4/2016 - 31/5/2016) and Box Culvert Extension (1/2/2016 - 31/5/2016). Ref: 0212330\_Impact AQM graphs\_ May 2016\_REV a.xlsx



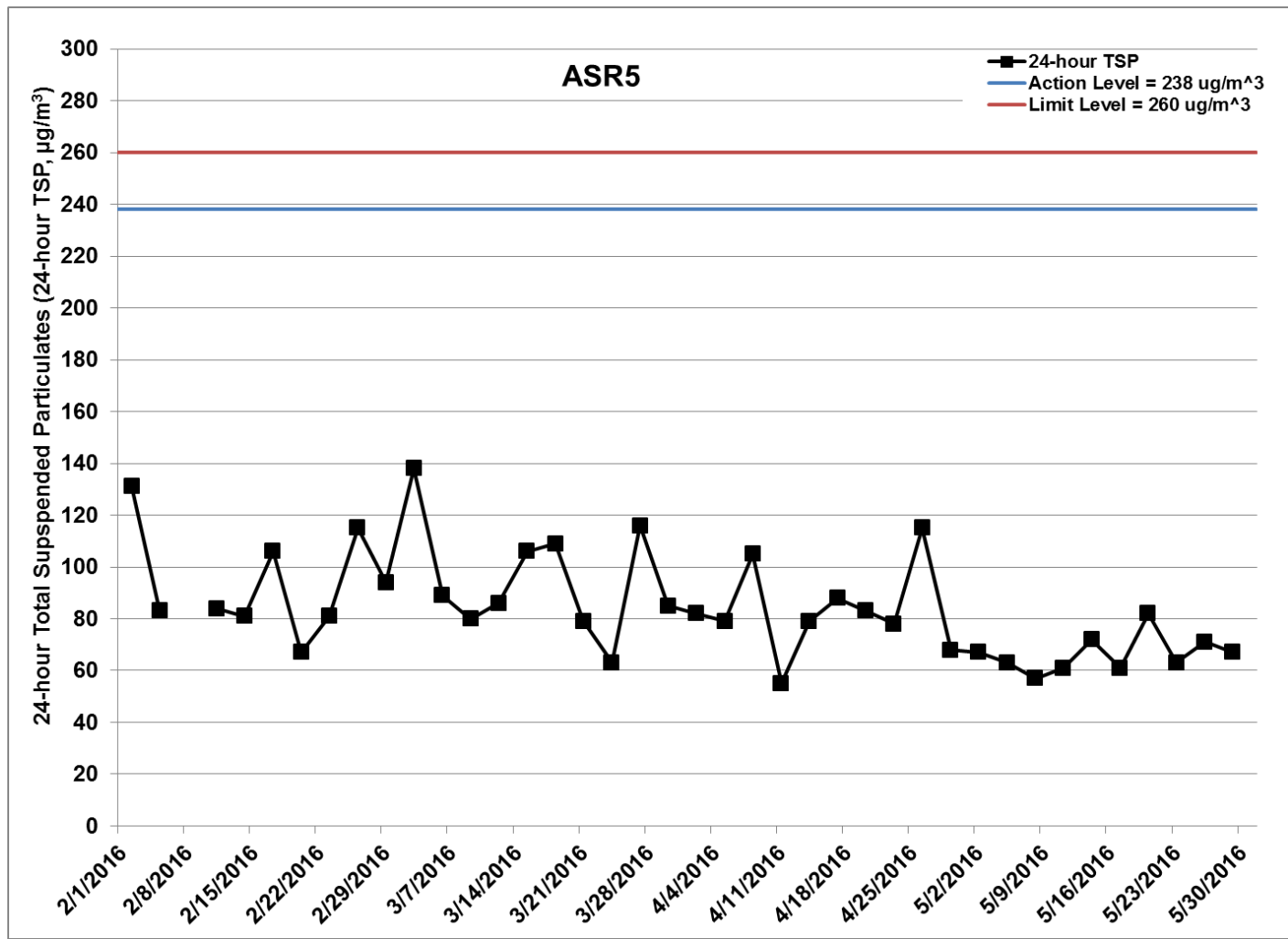


Figure F.7 Impact Monitoring - 24-hour Total Suspended Particulates ( $\mu\text{g}/\text{m}^3$ ) at ASR5 between 1 February 2016 and 31 May 2016 during impact monitoring period. The weather conditions during the monitoring period varied from sunny to cloudy. Major land-based construction activities included: CSM Ground Treatment and Diaphragm Wall Construction (1/4/2016 - 31/5/2016) and Box Culvert Extension (1/2/2016 - 31/5/2016). Ref: 0212330\_Impact AQM graphs\_ May 2016\_REV a.xlsx



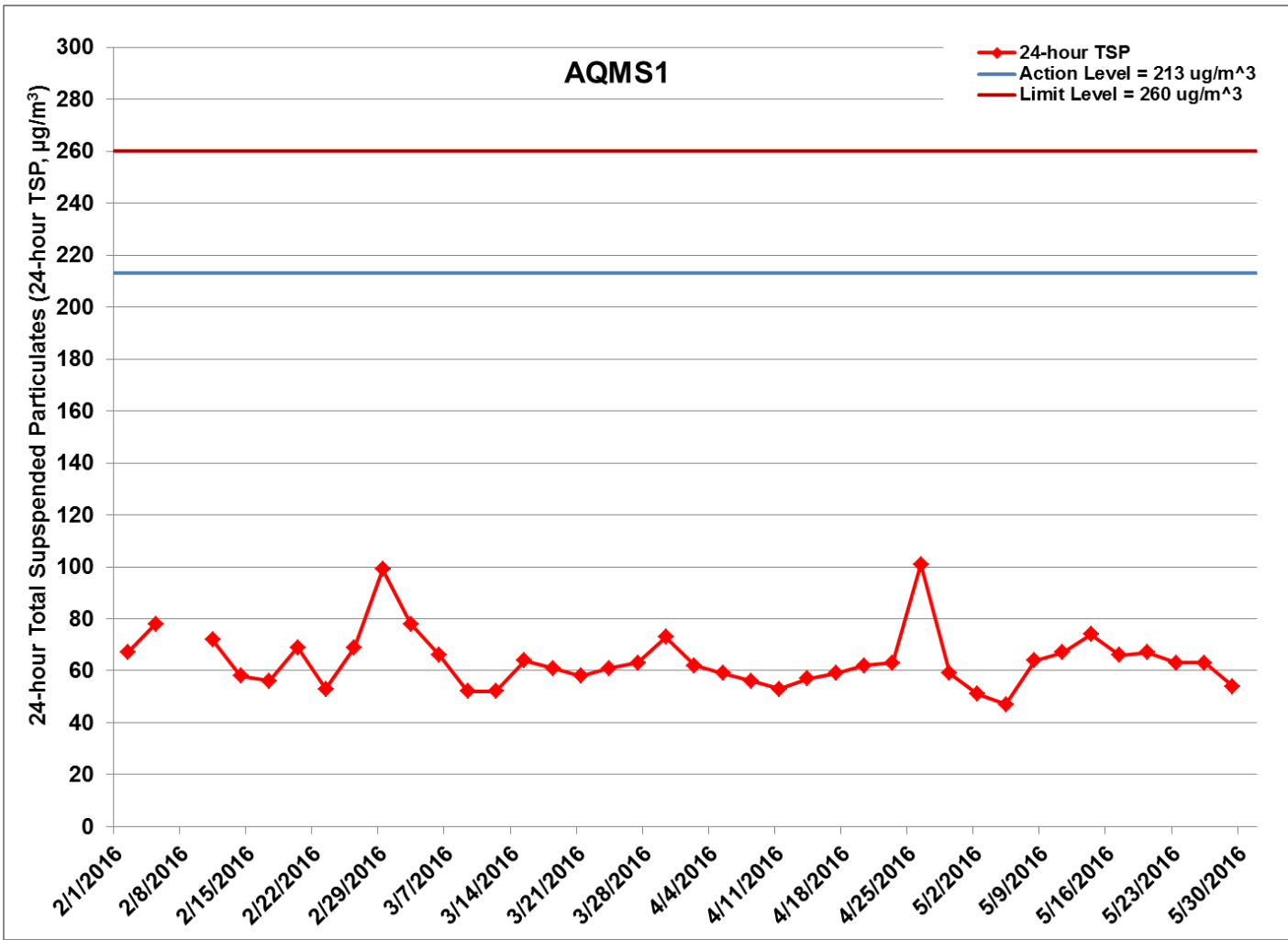


Figure F.8 Impact Monitoring - 24-hour Total Suspended Particulates ( $\mu\text{g}/\text{m}^3$ ) at AQMS1 between 1 February 2016 and 31 May 2016 during impact monitoring period. The weather conditions during the monitoring period varied from sunny to cloudy. Major land-based construction activities included: CSM Ground Treatment and Diaphragm Wall Construction (1/4/2016 - 31/5/2016) and Box Culvert Extension (1/2/2016 - 31/5/2016). Ref: 0212330\_Impact AQM graphs\_ May 2016\_REV a.xlsx





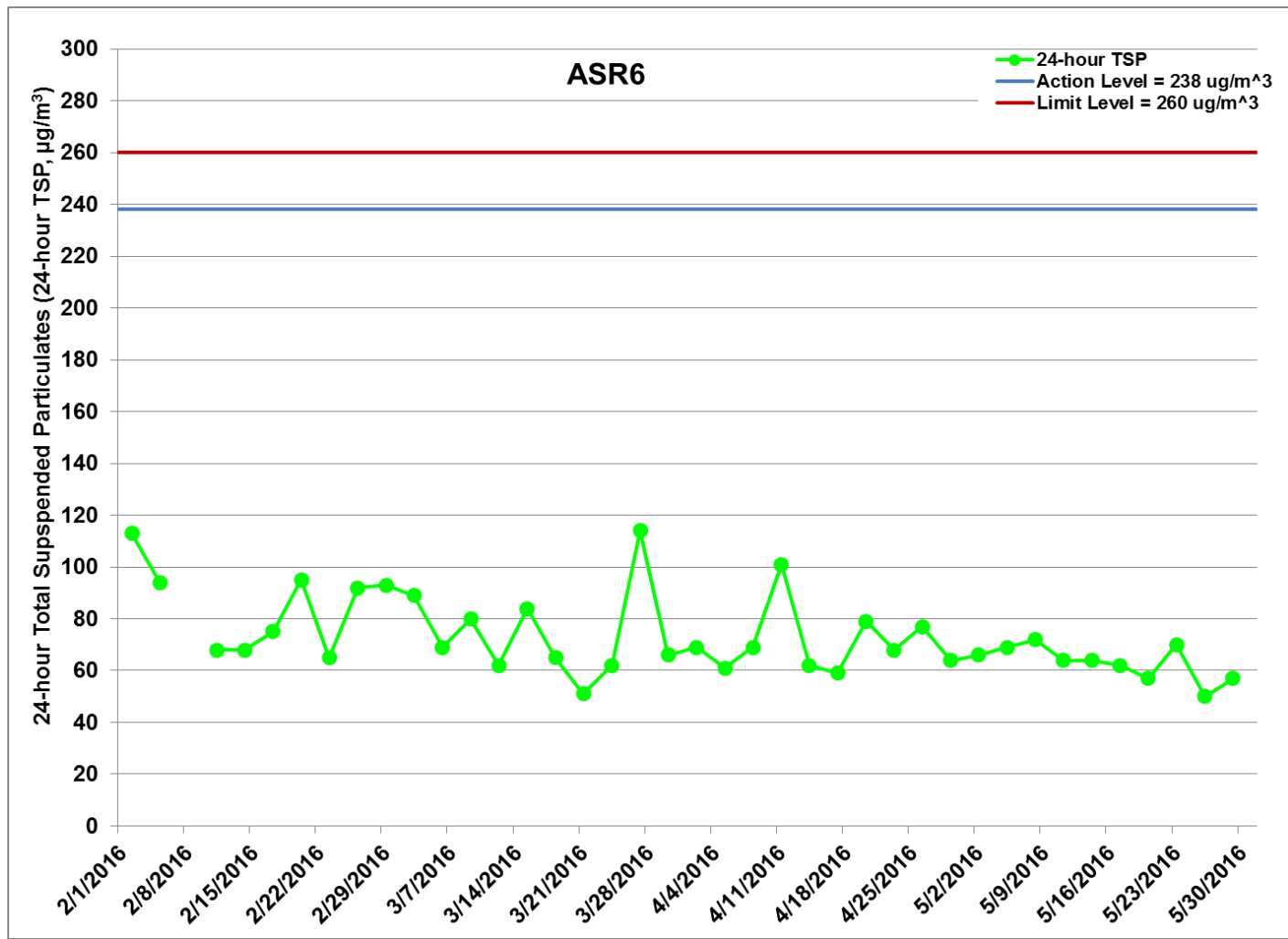


Figure F.9 Impact Monitoring - 24-hour Total Suspended Particulates ( $\mu\text{g}/\text{m}^3$ ) at ASR6 between 1 February 2016 and 31 May 2016 during impact monitoring period. The weather conditions during the monitoring period varied from sunny to cloudy. Major land-based construction activities included: CSM Ground Treatment and Diaphragm Wall Construction (1/4/2016 - 31/5/2016) and Box Culvert Extension (1/2/2016 - 31/5/2016). Ref: 0212330\_Impact AQM graphs\_ May 2016\_REV a.xlsx



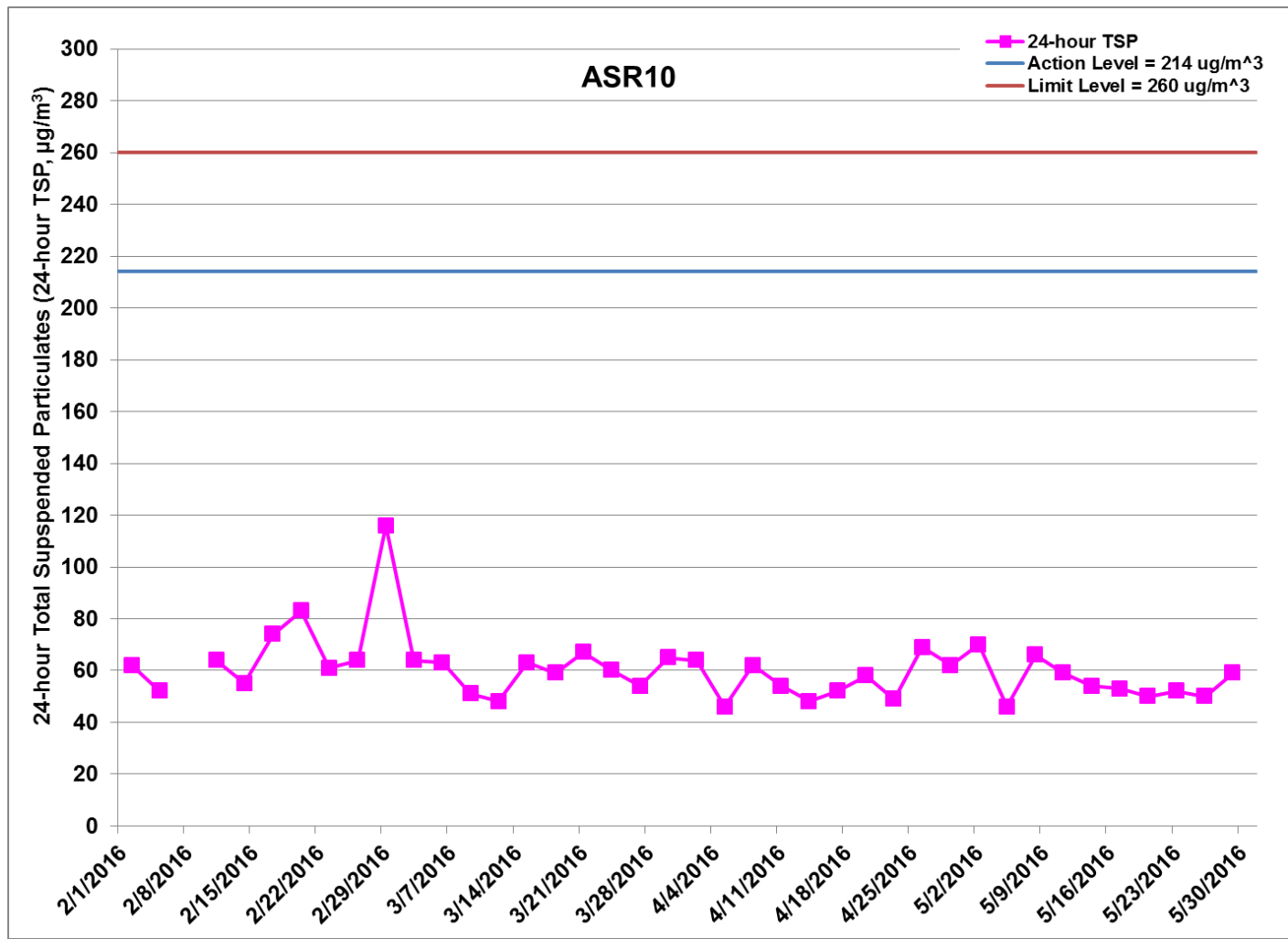


Figure F.10 Impact Monitoring - 24-hour Total Suspended Particulates (µg/m<sup>3</sup>) at ASR10 between 1 February 2016 and 31 May 2016 during impact monitoring period. The weather conditions during the monitoring period varied from sunny to cloudy. Major land-based construction activities included: CSM Ground Treatment and Diaphragm Wall Construction (1/4/2016 - 31/5/2016) and Box Culvert Extension (1/2/2016 - 31/5/2016). Ref: 0212330\_Impact AQM graphs\_ May 2016\_REV a.xlsx

